



US00D985323S

(12) **United States Design Patent** (10) **Patent No.:** **US D985,323 S**
Tsutsui et al. (45) **Date of Patent:** **** May 9, 2023**

(54) **BEVERAGE MAKING MACHINE**
(71) Applicants: **FUJI ELECTRIC CO., LTD.**,
Kawasaki (JP); **SEVEN-ELEVEN**
JAPAN CO., LTD., Tokyo (JP)
(72) Inventors: **Takayuki Tsutsui**, Tokyo (JP); **Takuya**
Koyanagi, Kounosu (JP)
(73) Assignees: **FUJI ELECTRIC CO., LTD.**,
Kawasaki (JP); **SEVEN-ELEVEN**
JAPAN CO., LTD., Tokyo (JP)
(**) Term: **15 Years**
(21) Appl. No.: **29/801,961**
(22) Filed: **Aug. 2, 2021**

(56) **References Cited**
U.S. PATENT DOCUMENTS
3,790,028 A * 2/1974 Gardner, Jr. B67D 1/0021
222/129.4
D499,599 S * 12/2004 Morrison D7/306
D515,348 S * 2/2006 McWilliam D7/306
D553,897 S * 10/2007 De' Longhi D7/311
D555,415 S * 11/2007 Lin D7/306
D555,968 S * 11/2007 Pfeifer D7/306
D600,062 S * 9/2009 Lavy D7/311
D696,056 S * 12/2013 Hong D7/311
D697,356 S * 1/2014 Choi D7/307
D710,643 S * 8/2014 Broen D7/306
D713,666 S * 9/2014 Van Baelen D7/306
D716,093 S * 10/2014 Jakeman D7/306
D717,091 S * 11/2014 Suzuki D7/311
D736,552 S * 8/2015 Shen D7/306
(Continued)

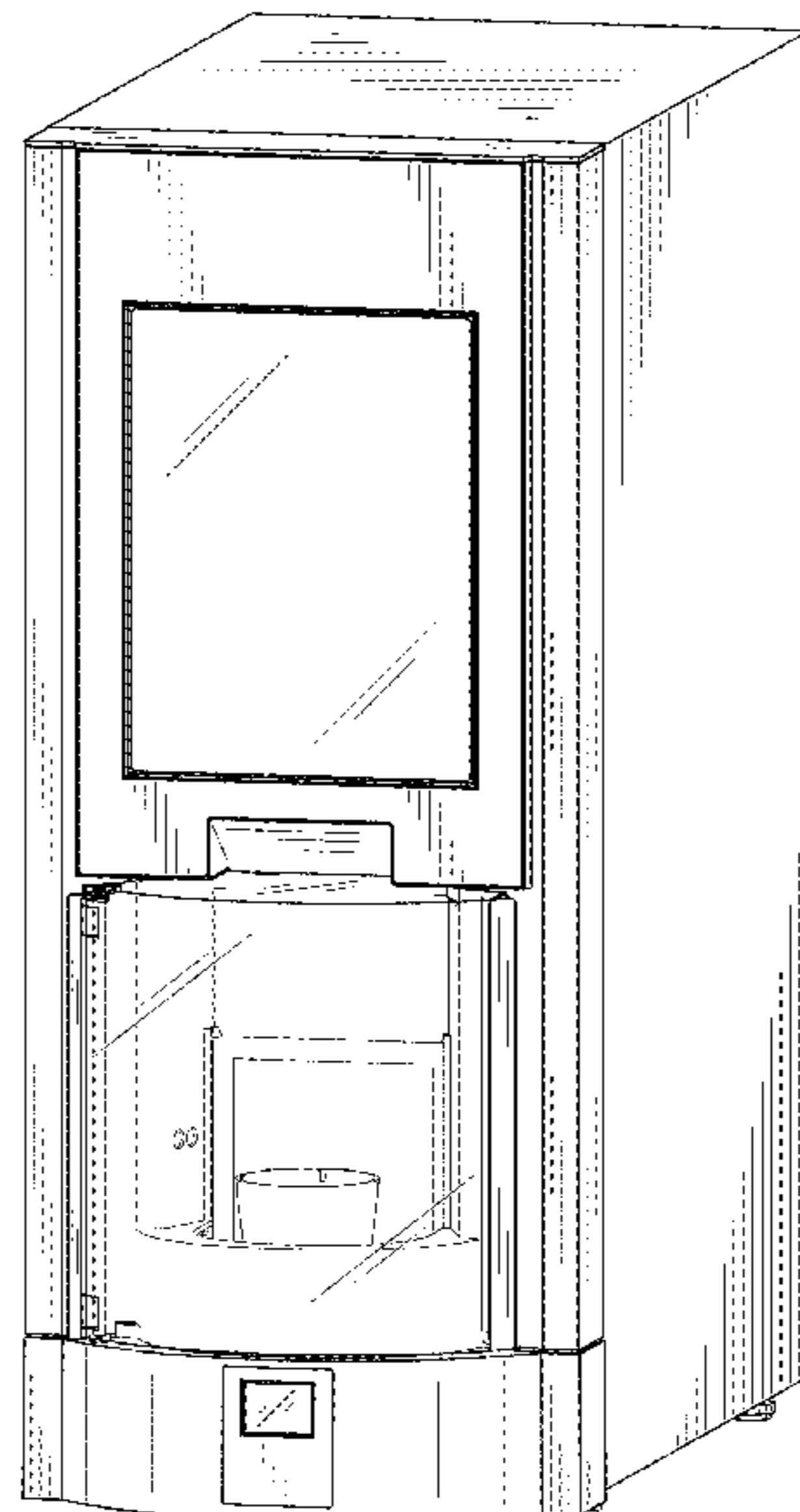
(30) **Foreign Application Priority Data**
Feb. 25, 2021 (JP) 2021-003866 D
(51) **LOC (14) Cl.** **07-01**
(52) **U.S. Cl.**
USPC **D7/306**
(58) **Field of Classification Search**
USPC D7/300, 305, 306, 307, 308, 309, 310,
D7/311, 312, 397, 398, 399; D23/207,
D23/208, 209, 238, 245, 255, 318, 355
CPC A23F 3/18; A23F 5/262; A47G 19/12;
A47G 19/14; A47G 19/16; A47G 19/127;
A47G 23/0216; A47G 2019/122; A47J
31/005; A47J 31/007; A47J 31/02; A47J
31/043; A47J 31/057; A47J 31/0573;
A47J 31/053; A47J 31/44; A47J 31/56;
A47J 31/08; A47J 31/4439; A47J 31/52;
B65D 1/04; B65D 1/06; B65D
2581/3409; B65D 3/0009; B65D 3/00
See application file for complete search history.

FOREIGN PATENT DOCUMENTS
JP D1706768 * 2/2021
Primary Examiner — Joseph Kukella
Assistant Examiner — Darryl J Dardenne
(74) *Attorney, Agent, or Firm* — Manabu Kanesaka

(57) **CLAIM**
The ornamental design for a beverage making machine, as shown and described.

DESCRIPTION
FIG. 1 is a front, right and top perspective view of a beverage making machine showing our new design; FIG. 2 is a front elevational view thereof; FIG. 3 is a rear elevational view thereof; FIG. 4 is a left side elevational view thereof; FIG. 5 is a right side elevational view thereof; FIG. 6 is a top plan view thereof; FIG. 7 is a bottom plan view thereof; and, FIG. 8 is an enlarged end view with an internal mechanism omitted thereof, taken along the line 8-8 in FIG. 2.

1 Claim, 8 Drawing Sheets



(56)

References Cited

U.S. PATENT DOCUMENTS

D743,728	S	*	11/2015	Tomasson	D7/306
D745,305	S	*	12/2015	Cha	D7/306
D745,306	S	*	12/2015	Tomasson	D7/306
D769,664	S	*	10/2016	Waldthausen	D7/311
D770,215	S	*	11/2016	Vu	D7/311
D772,633	S	*	11/2016	Kuboi	D7/307
D772,634	S	*	11/2016	Kuboi	D7/307
D773,227	S	*	12/2016	Kuboi	D7/307
D807,691	S	*	1/2018	Connell	D7/378
D817,061	S	*	5/2018	Lissoni	D7/309
D860,705	S	*	9/2019	Hirata	D7/306
D861,406	S	*	10/2019	Tsutsui	D7/306
D862,143	S	*	10/2019	Stefanoni	D7/311
D890,990	S	*	7/2020	Sarro	D28/9
D948,265	S	*	4/2022	Li	D7/306
2013/0062366	A1	*	3/2013	Tansey	B67D 1/0809 222/101
2017/0099983	A1	*	4/2017	Hanes	A47J 31/465

* cited by examiner

FIG. 1



FIG. 2

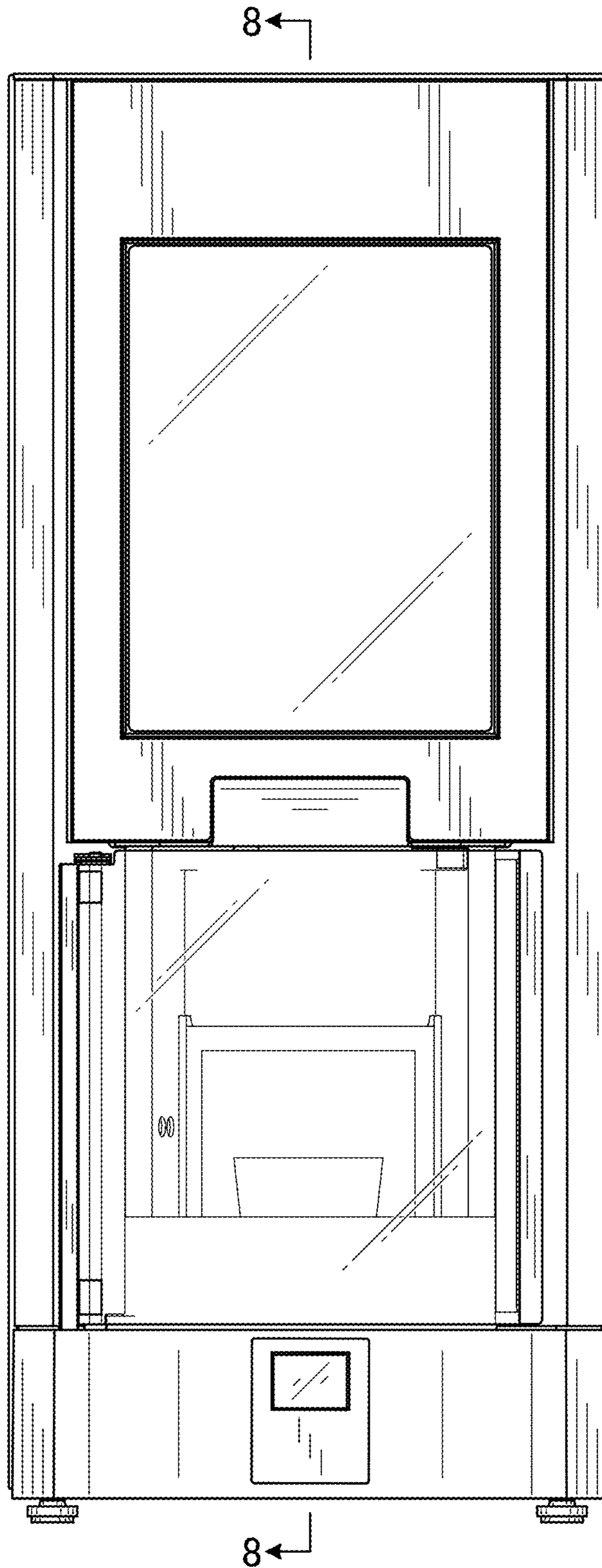


FIG. 3

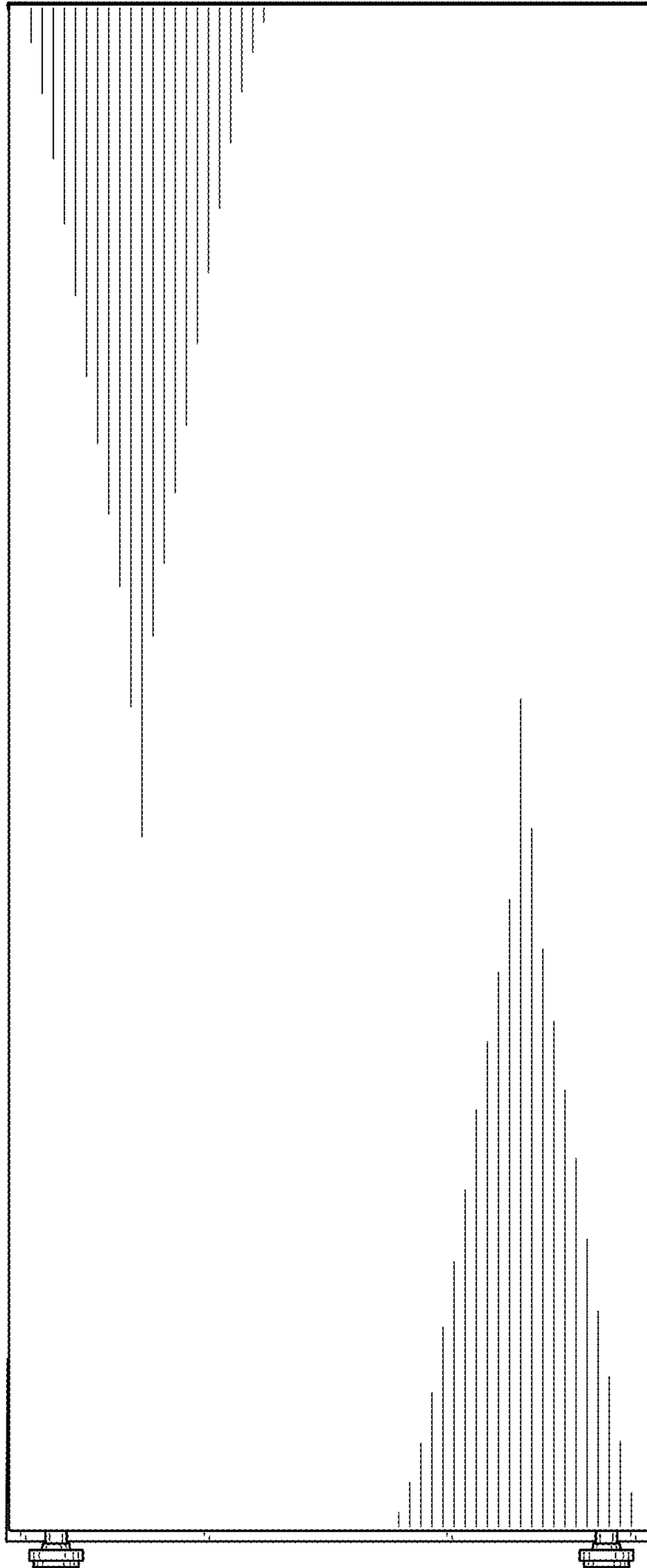


FIG. 4

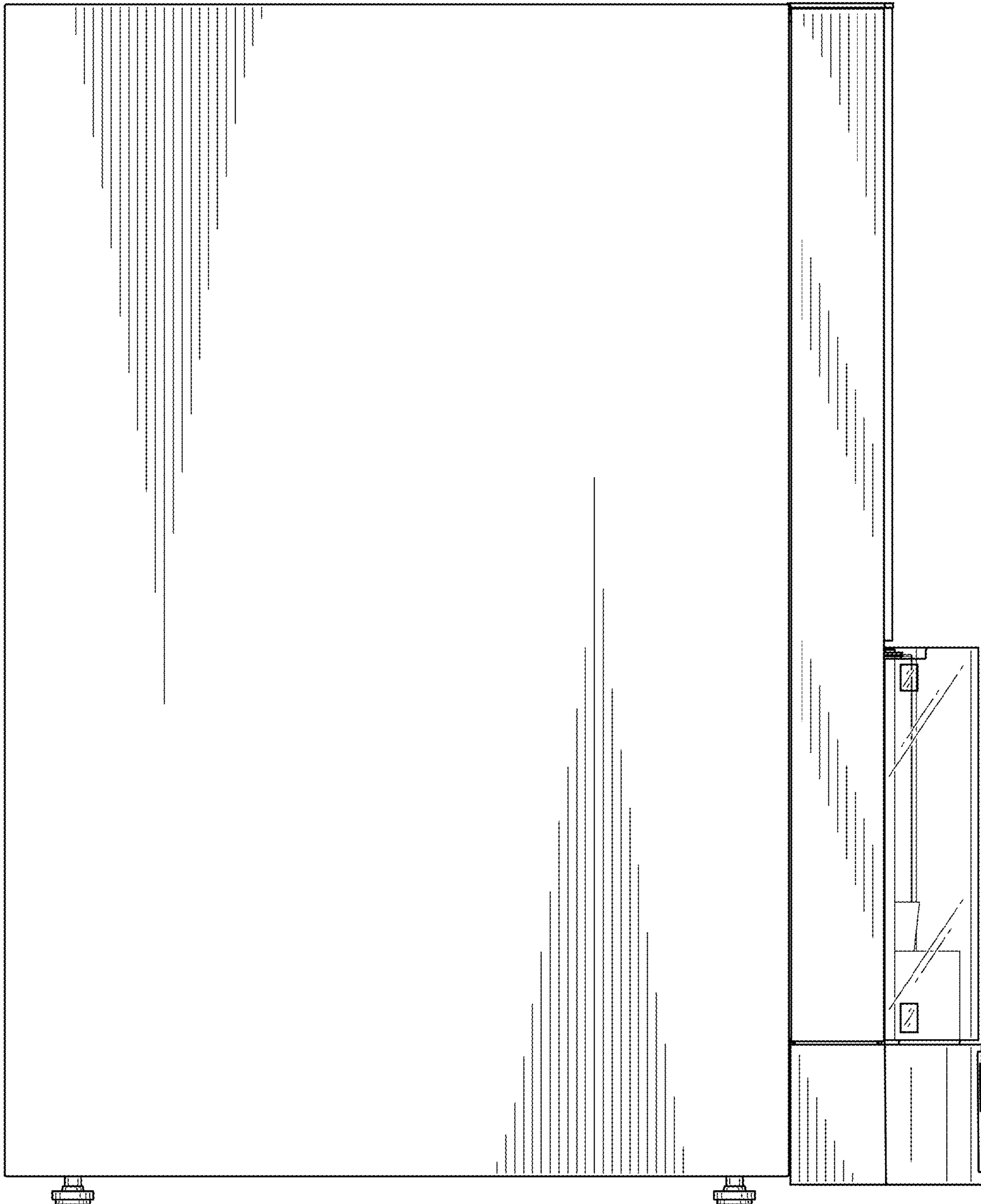


FIG. 5

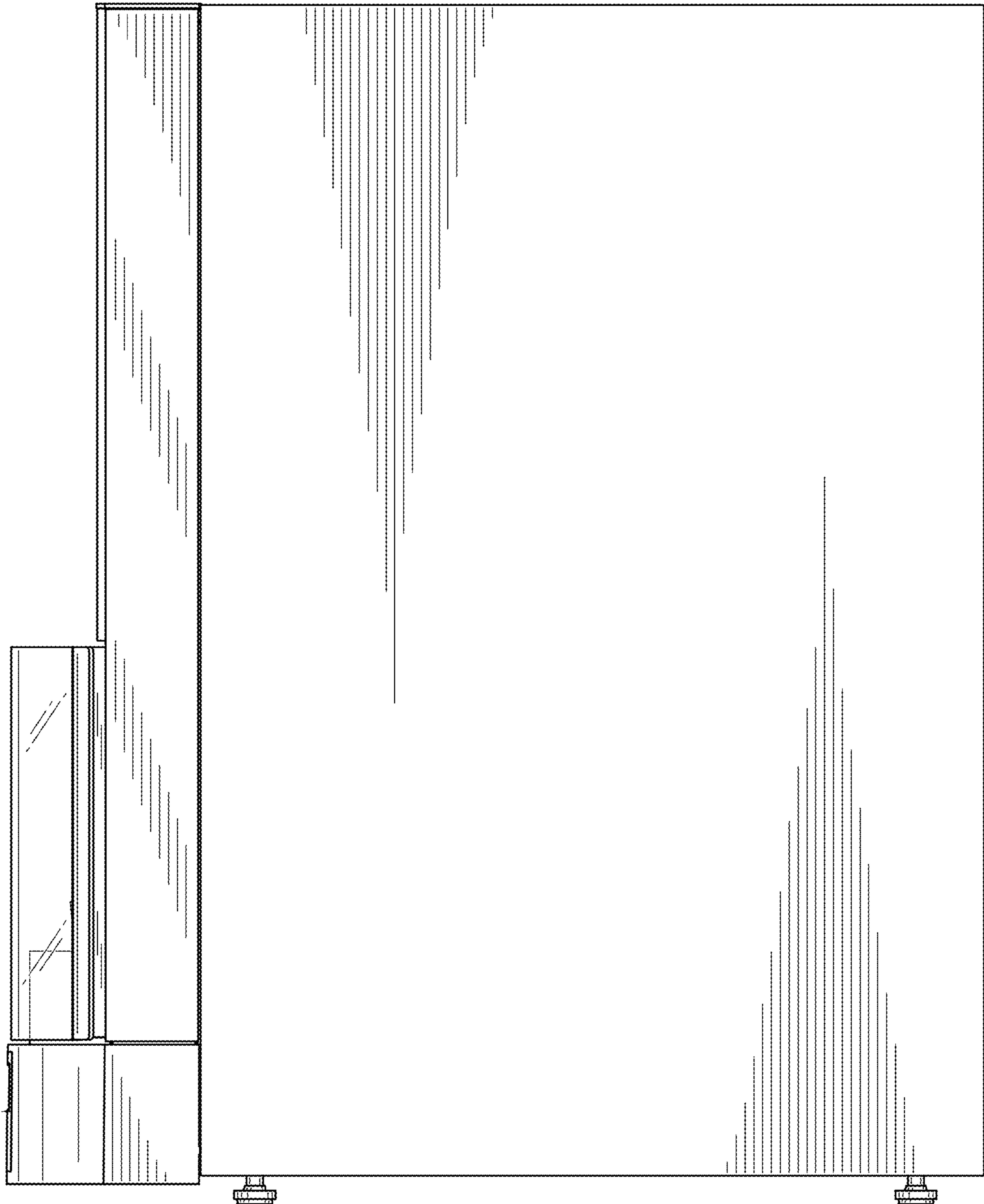


FIG. 6

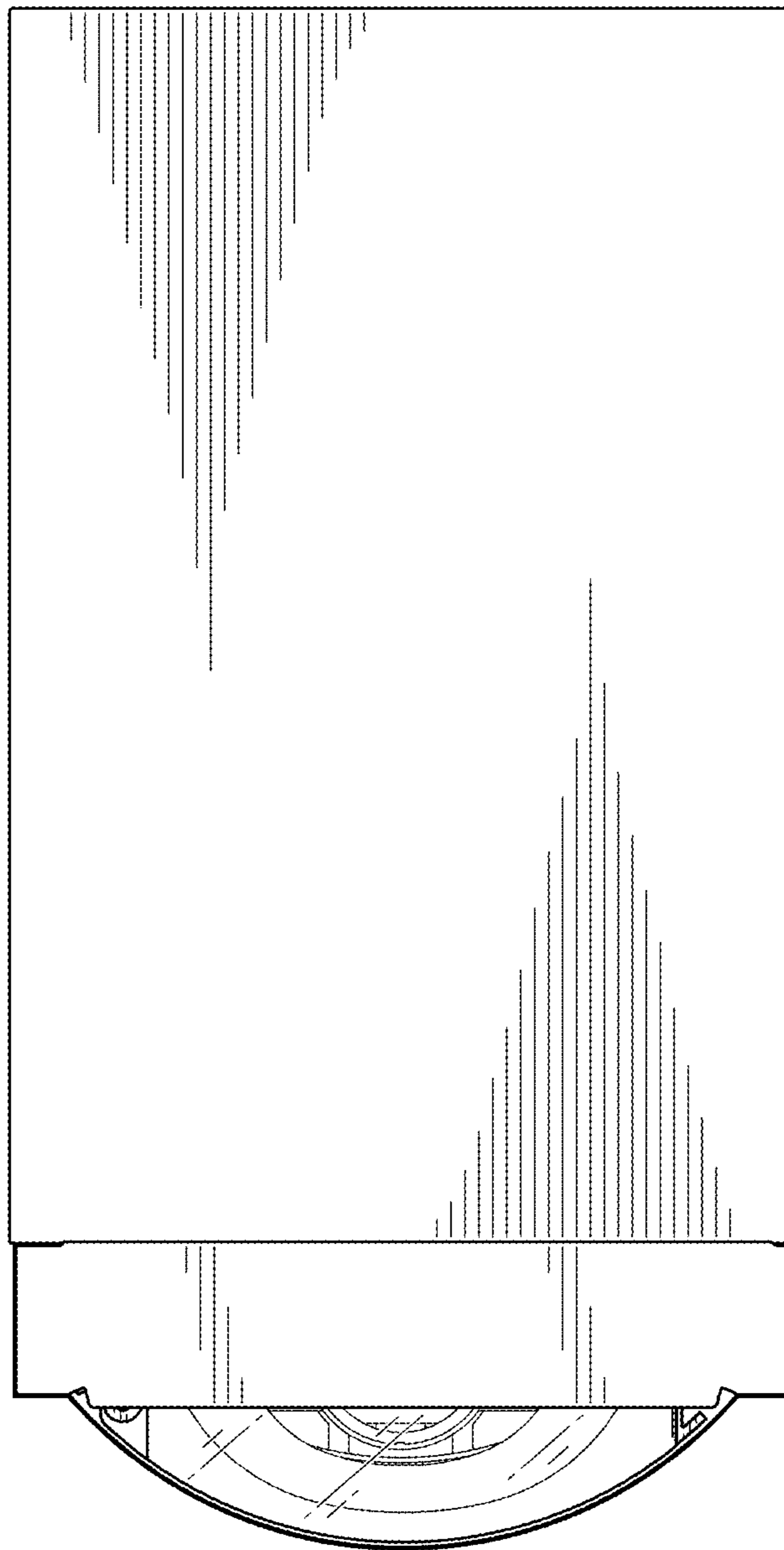


FIG. 7

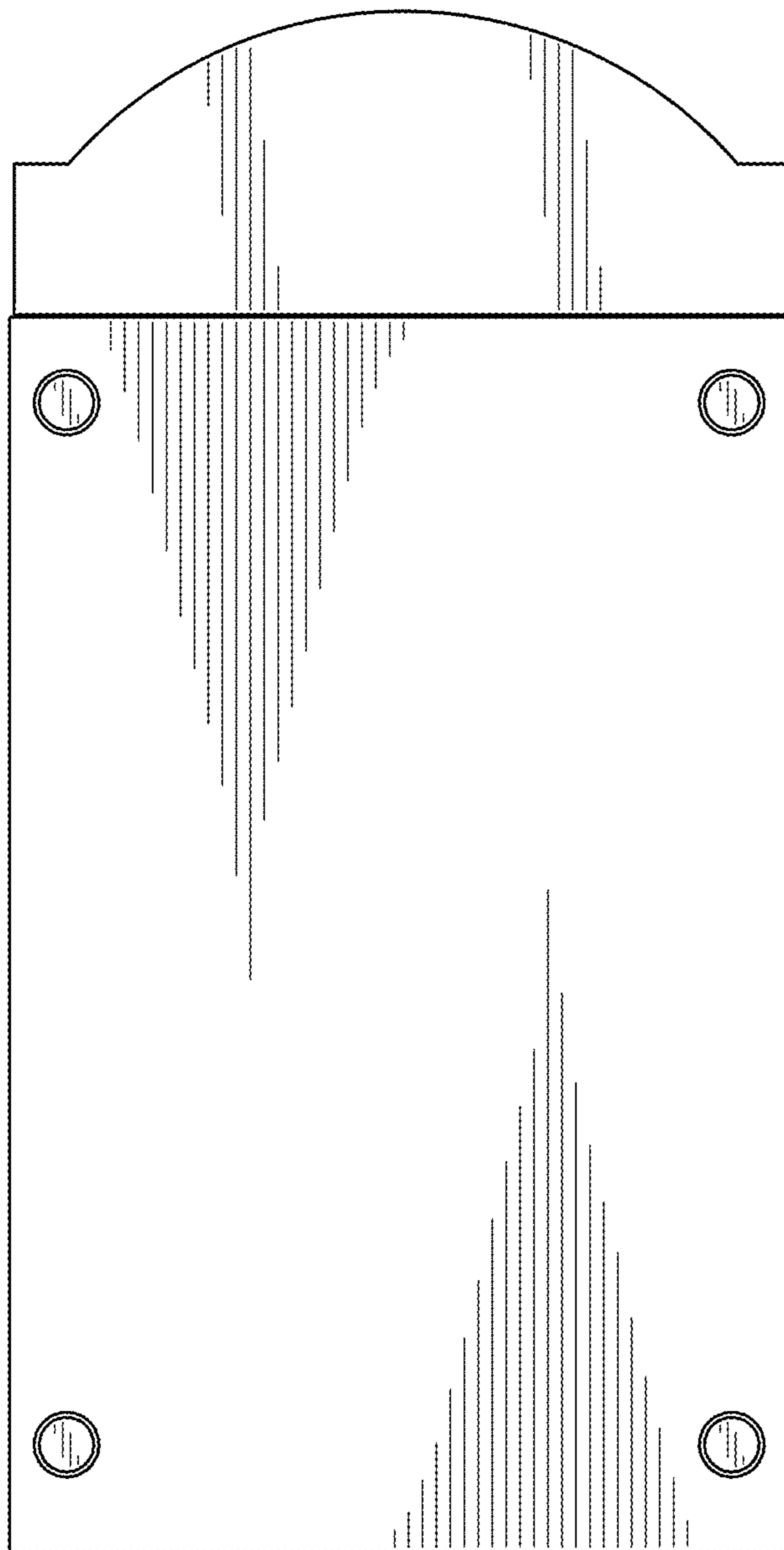


FIG. 8

