



US00D985309S

(12) **United States Design Patent**
Wendling

(10) **Patent No.:** **US D985,309 S**

(45) **Date of Patent:** **** May 9, 2023**

- (54) **ANTI-SLIP PAD**
- (71) Applicant: **Just Fur Love LLC**, Boston, MA (US)
- (72) Inventor: **Allan Wendling**, New Lothrop, MI (US)
- (73) Assignee: **Just Fur Love LLC**, Boston, MA (US)
- (**) Term: **15 Years**
- (21) Appl. No.: **29/679,115**

1,538,521 A *	5/1925	Sheridan	A47L 13/08
			30/169
1,573,826 A	2/1926	Hamilton	
1,598,127 A	8/1926	Fleming	
1,682,194 A *	8/1928	Selah	F16B 41/002
			220/3.8
2,042,692 A	6/1936	Wurzberg	
2,236,465 A	3/1941	Carlson	
2,380,855 A *	7/1945	Lower	A47L 13/08
			30/169
3,559,273 A	2/1971	Samaris et al.	
D221,244 S *	7/1971	Lawrence	15/236.08
D261,601 S *	11/1981	Kettlestrings	D32/40

(Continued)

- (22) Filed: **Feb. 1, 2019**
- (51) **LOC (14) Cl.** **06-11**
- (52) **U.S. Cl.**
USPC **D6/582**
- (58) **Field of Classification Search**
USPC D14/300-302, 313, 314, 341, 348-370,
D14/383, 385, 432, 436, 496, 125, 135,
D14/134, 155, 167, 168, 230, 231, 233,
D14/235, 237, 240-242, 299; D10/65,
D10/75, 78; D13/103, 149, 162, 184,
D13/199; D18/4.4-4.6, 12.1, 56;
D9/658; D8/14, 45; D32/46, 41, 40;
D28/7, 57; D26/26; D19/9, 10; D6/582;
30/169; 15/236.05; 455/575.1
CPC G06K 9/00006; G06K 7/0013; G06K
9/00026; G06F 21/00; G06Q 30/00
See application file for complete search history.

(56) **References Cited**

U.S. PATENT DOCUMENTS

632,911 A	9/1899	Berry
882,859 A	3/1908	Ammerman
922,703 A	5/1909	Knapp
1,182,764 A	5/1916	Harral
1,430,981 A	10/1922	Goldthwaite
1,509,047 A	9/1924	Lindhorst
1,526,261 A	2/1925	Wachs

FOREIGN PATENT DOCUMENTS

GB	264447 A	2/1927
GB	2282965 A	4/1995

Primary Examiner — Austin Murphy

(74) *Attorney, Agent, or Firm* — Wolf, Greenfield & Sacks, P.C.

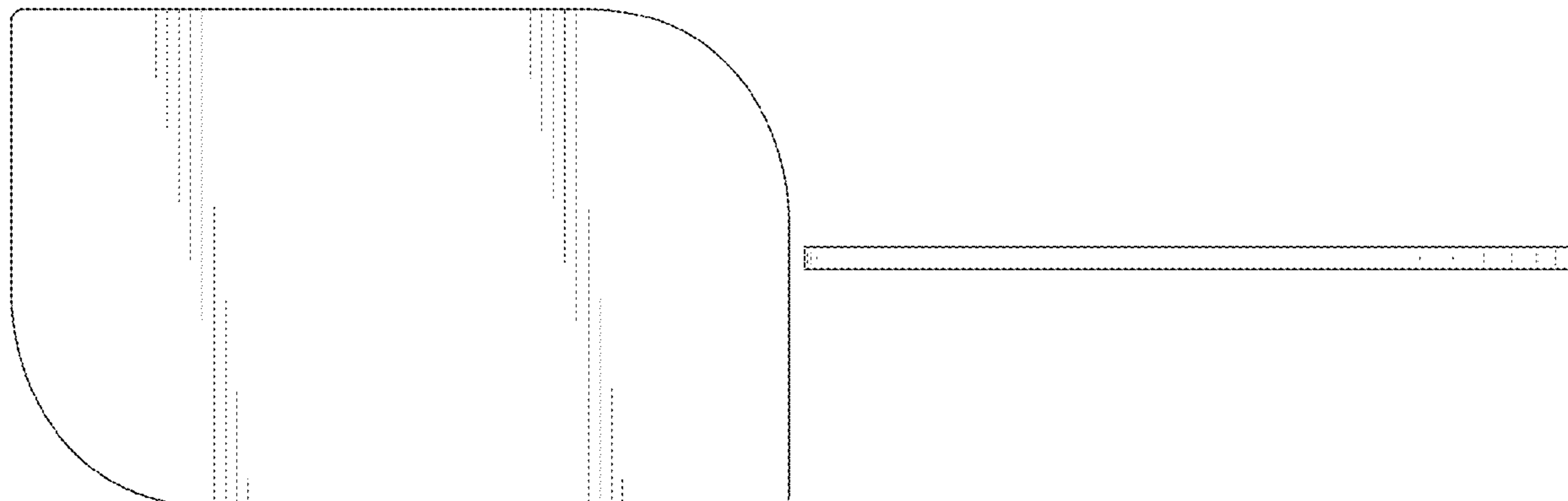
(57) **CLAIM**

The ornamental design for an anti-slip pad, as shown and described.

DESCRIPTION

FIG. 1 is an environmental perspective view showing a face of an anti-slip pad positioned on a surface, with an electronic device position on the face of the anti-slip pad;
 FIG. 2 is a plan view of the face of the anti-slip pad;
 FIG. 3 is a plan view of an opposite face of the anti-slip pad;
 FIG. 4 is a plan view of an edge of the anti-slip pad, the opposite edge being a mirror image thereof; and,
 FIG. 5 is a plan view of an end of the anti-slip pad, the opposite end being a mirror image thereof.
 Elements depicted in broken lines have been shown for the purpose of illustrating the anti-slip positioned in its environment on a surface and form no part of the claimed design.

1 Claim, 2 Drawing Sheets



(56)

References Cited

U.S. PATENT DOCUMENTS

D276,564 S * 11/1984 Leininger D32/46
 4,681,786 A 7/1987 Brown
 4,998,319 A 3/1991 Ford
 5,003,664 A 4/1991 Wong
 D343,559 S * 1/1994 Liberty D8/45
 D354,528 S * 1/1995 Ryaa D21/489
 D403,815 S * 1/1999 Inerbickler D32/42
 6,022,617 A 2/2000 Calkins
 D426,758 S * 6/2000 Mitchell D7/688
 6,124,017 A 9/2000 Sokol, Jr. et al.
 6,216,315 B1 4/2001 Fuzzell
 6,230,446 B1 5/2001 Chalich
 6,385,812 B1 5/2002 Iverson
 6,558,786 B1 5/2003 Jupina
 D482,736 S * 11/2003 Manville D21/484
 6,673,409 B1 1/2004 Wheatley
 D490,103 S * 5/2004 Rangel D19/10
 D520,204 S * 5/2006 Peterson D32/46
 D569,064 S * 5/2008 Hinder D32/25
 D589,665 S * 3/2009 Kwapis D28/7
 D603,983 S * 11/2009 Richter D13/177
 D603,985 S * 11/2009 Richter D13/177
 D604,873 S * 11/2009 Richter D13/177
 7,620,430 B2 * 11/2009 Chauhan H04M 1/0202
 361/600
 D624,720 S * 9/2010 Motsenbocker D32/46
 D629,636 S * 12/2010 Wright B32B 3/10
 D6/582
 D642,003 S * 7/2011 Wright D6/592

8,485,112 B1 7/2013 Madden
 D741,547 S * 10/2015 Choi D32/46
 D748,202 S * 1/2016 Kennedy D21/492
 D788,977 S * 6/2017 Silva B65D 85/54
 D28/7
 D797,472 S * 9/2017 Scorgie D6/583
 D843,075 S * 3/2019 Hamilton D32/40
 D845,387 S * 4/2019 Mills D19/9
 D846,216 S * 4/2019 Hamilton D32/40
 D852,056 S * 6/2019 Son D9/707
 D857,093 S * 8/2019 Mills D19/9
 D864,609 S * 10/2019 Lagun D6/588
 D866,660 S * 11/2019 Mills D19/9
 D868,887 S * 12/2019 Mills D19/9
 D871,413 S * 12/2019 Heiss D14/432
 D876,123 S * 2/2020 Scorgie D6/583
 D898,822 S * 10/2020 Mills D19/9
 D902,514 S * 11/2020 Veldkamp D32/41
 D919,199 S * 5/2021 Xu D30/159
 D933,125 S * 10/2021 Mills D19/9
 2004/0068830 A1 4/2004 Sandeman
 2004/0093687 A1 5/2004 Bushey
 2004/0123421 A1 7/2004 Bushey
 2005/0025926 A1 2/2005 Risi et al.
 2005/0257341 A1 11/2005 Chen et al.
 2006/0127628 A1 6/2006 Price
 2011/0074128 A1 3/2011 Chang
 2012/0073081 A1 3/2012 Crenshaw, Sr.
 2012/0285613 A1 11/2012 Bongiovanni et al.
 2014/0141204 A1 5/2014 Calkins
 2016/0029826 A1 2/2016 Bongiovanni et al.
 2016/0135633 A1 5/2016 Wendling

* cited by examiner

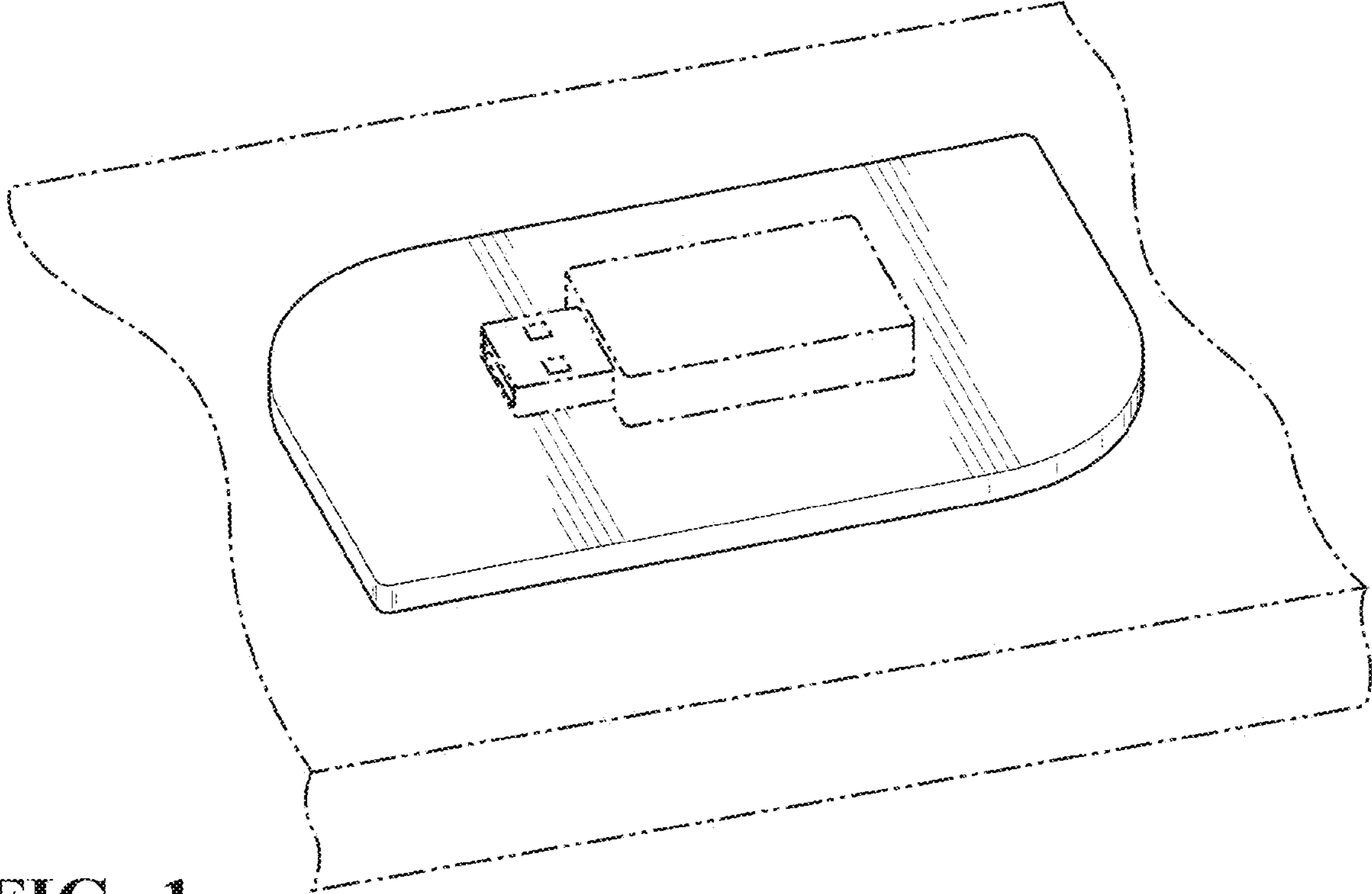


FIG. 1

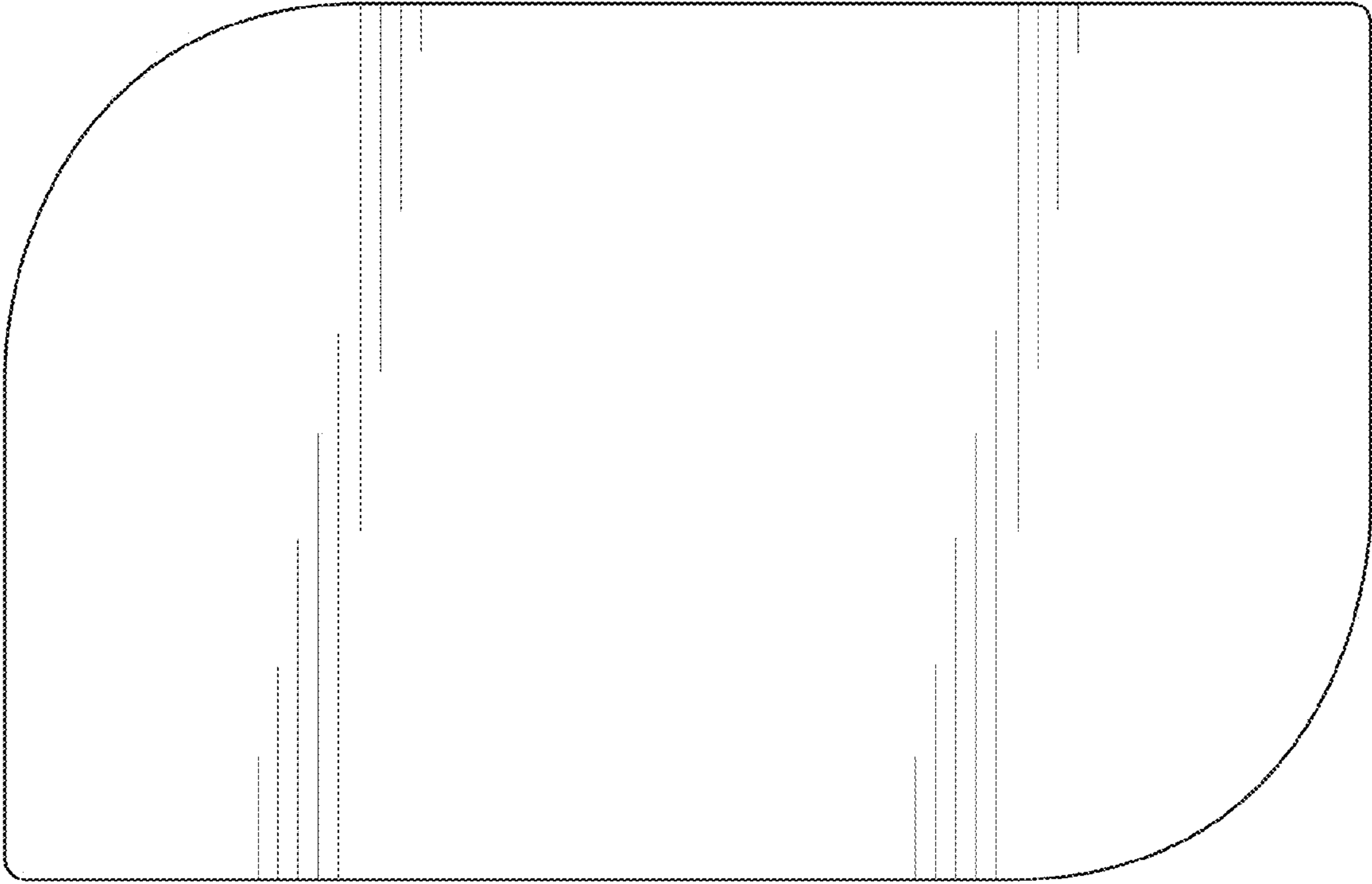


FIG. 2

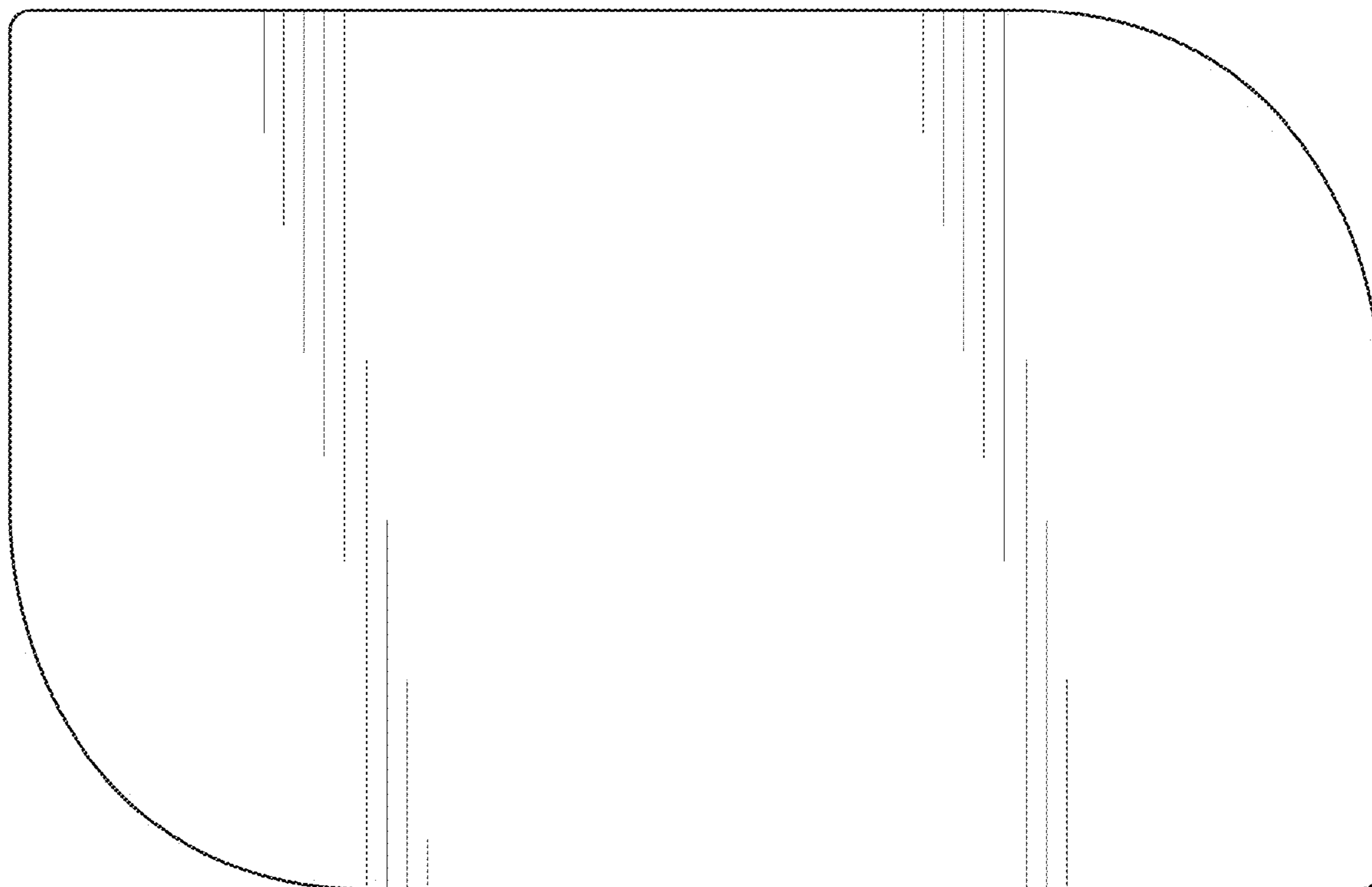


FIG. 3




FIG. 4




FIG. 5