



US00D985289S

(12) **United States Design Patent**
Xiao

(10) **Patent No.:** **US D985,289 S**

(45) **Date of Patent:** **** May 9, 2023**

(54) **CHAIR SET WITH TEA TABLE**

(71) Applicant: **Jun Xiao**, Xiantao (CN)

(72) Inventor: **Jun Xiao**, Xiantao (CN)

(**) Term: **15 Years**

(21) Appl. No.: **29/869,341**

(22) Filed: **Dec. 29, 2022**

(51) **LOC (14) Cl.** **06-01**

(52) **U.S. Cl.**
USPC **D6/336**

(58) **Field of Classification Search**
USPC D6/334, 335, 336, 337, 344, 348, 349,
D6/360, 361, 362, 367, 368, 369, 374,
D6/375, 377, 378, 382, 383, 392
(Continued)

(56) **References Cited**

U.S. PATENT DOCUMENTS

D755,551 S * 5/2016 Akkad D6/369
D755,552 S * 5/2016 Akkad D6/369
(Continued)

FOREIGN PATENT DOCUMENTS

CN 305642603 * 3/2020
EM 008920524-0001 * 3/2022
(Continued)

Primary Examiner — Deanna L Pratt

(57) **CLAIM**

The ornamental design for a chair set with tea table, as shown and described.

DESCRIPTION

The patent or application file contains at least one drawing executed in color. Copies of this patent or patent application

publication with color drawing(s) will be provided by the Office upon request and payment of the necessary fee.

FIG. 1 is a perspective view of a chair set with tea table, showing my new design;

FIG. 2 is a front and top perspective view of a first piece of the chair set with tea table;

FIG. 3 is a front elevation view thereof;

FIG. 4 is a rear elevation view thereof;

FIG. 5 is a left side elevation view thereof;

FIG. 6 is a right side elevation view thereof;

FIG. 7 is a top plan view thereof;

FIG. 8 is a bottom plan view thereof;

FIG. 9 is another front and top perspective view thereof, shown in an alternative position;

FIG. 10 is a rear and bottom perspective view thereof, shown in an alternative position;

FIG. 11 is a front and top perspective view of a second piece of the chair set with tea table;

FIG. 12 is a front elevation view thereof;

FIG. 13 is a rear elevation view thereof;

FIG. 14 is a left side elevation view thereof;

FIG. 15 is a right side elevation view thereof;

FIG. 16 is a top plan view thereof;

FIG. 17 is a bottom plan view thereof;

FIG. 18 is another front and top perspective view thereof, shown in an alternative position;

FIG. 19 is a rear and bottom perspective view thereof, shown in an alternative position;

FIG. 20 is a front and top perspective view of a third piece of the chair set with tea table;

FIG. 21 is a front elevation view thereof;

FIG. 22 is a rear elevation view thereof;

FIG. 23 is a left side elevation view thereof;


FIG. 24 is a right side elevation view thereof;

FIG. 25 is a top plan view thereof;

FIG. 26 is a bottom plan view thereof; and,

FIG. 27 is a rear, and bottom perspective view thereof, shown in an alternative position.

1 Claim, 27 Drawing Sheets
(27 of 27 Drawing Sheet(s) Filed in Color)



(58) **Field of Classification Search**

CPC A47C 4/28; A47C 4/42; A47C 4/44
See application file for complete search history.

(56) **References Cited**

U.S. PATENT DOCUMENTS

D774,794 S * 12/2016 Cazzaniga D6/369
D874,201 S 2/2020 Kenny
D937,590 S * 12/2021 Li D6/337
D953,764 S * 6/2022 Xiao D6/370
D965,322 S * 10/2022 Xiao D6/368

FOREIGN PATENT DOCUMENTS

GB 6198754 * 3/2022
GB 6252363 * 1/2023

* cited by examiner




FIG.1



FIG.2



FIG.3



FIG.4




FIG.5




FIG.6




FIG.7




FIG.8

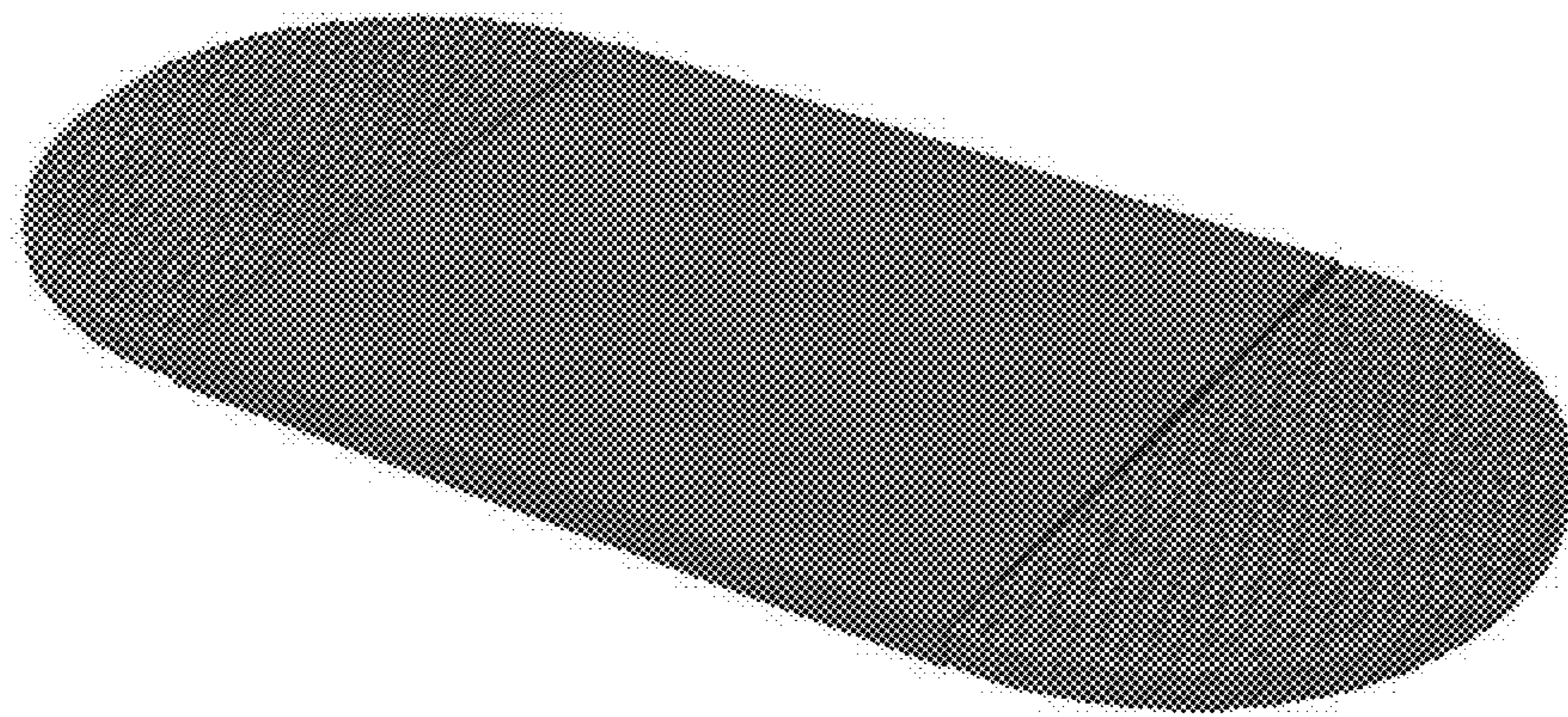


FIG.9



FIG.10



FIG.11




FIG.12

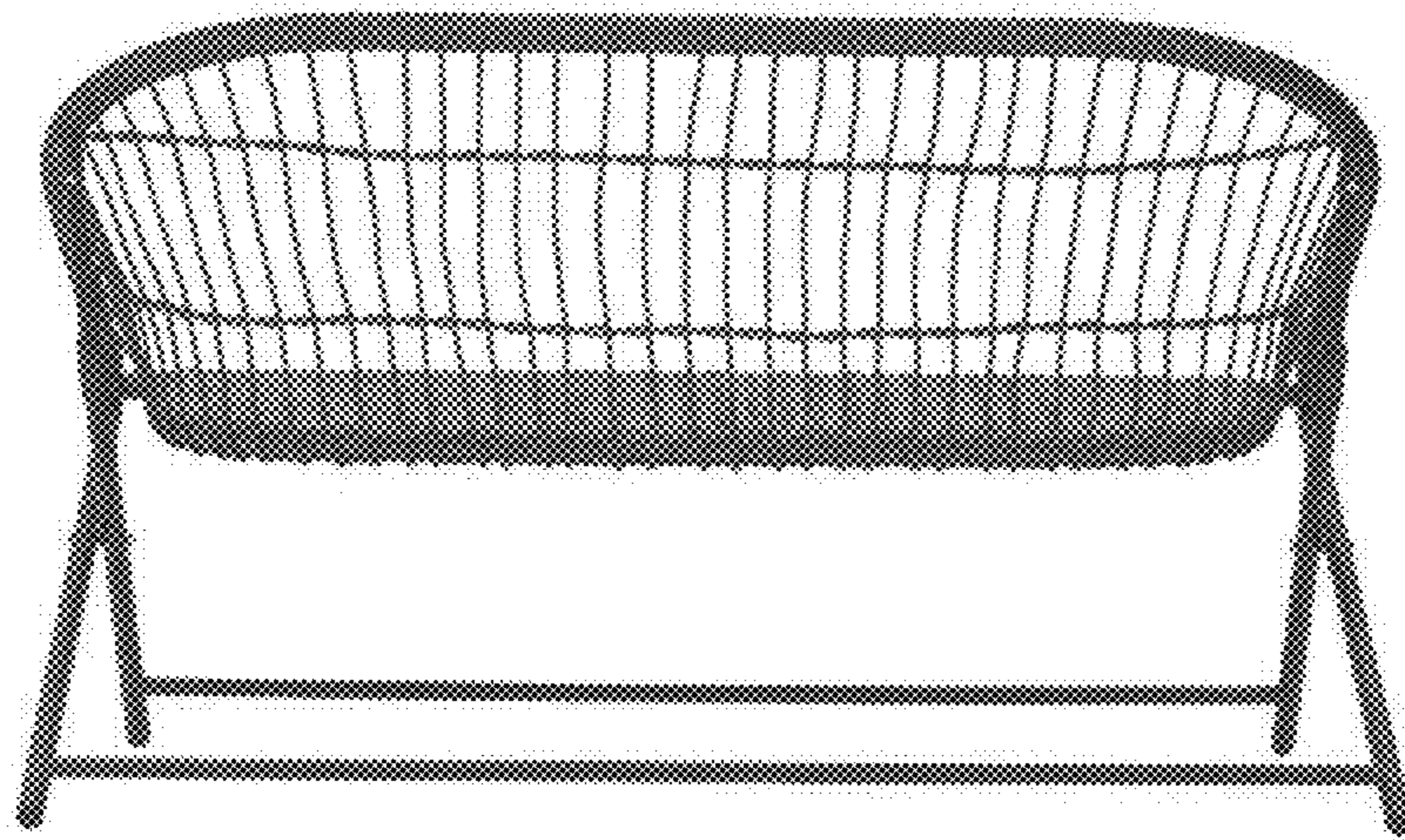


FIG.13



FIG.14



FIG.15




FIG.16

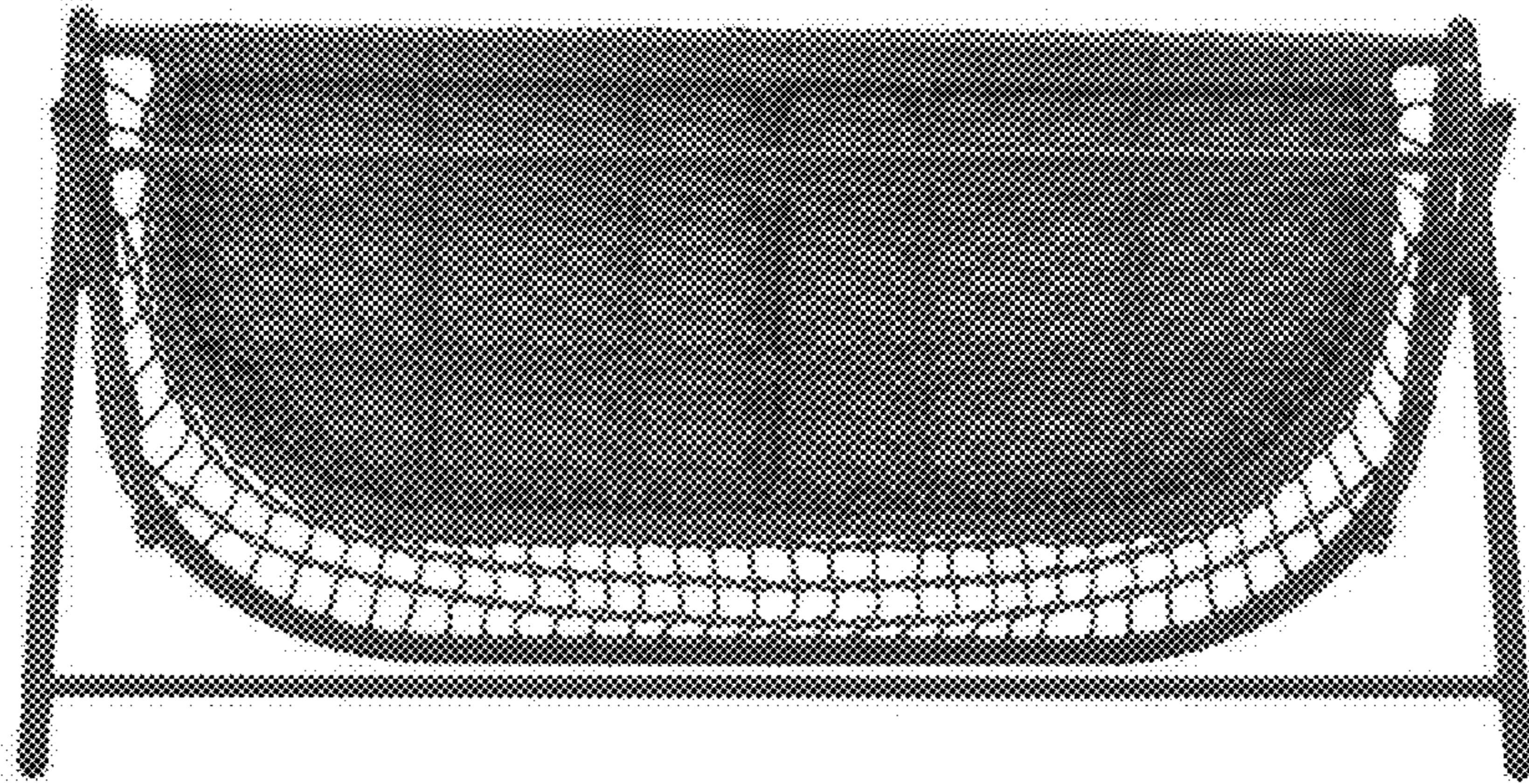


FIG.17

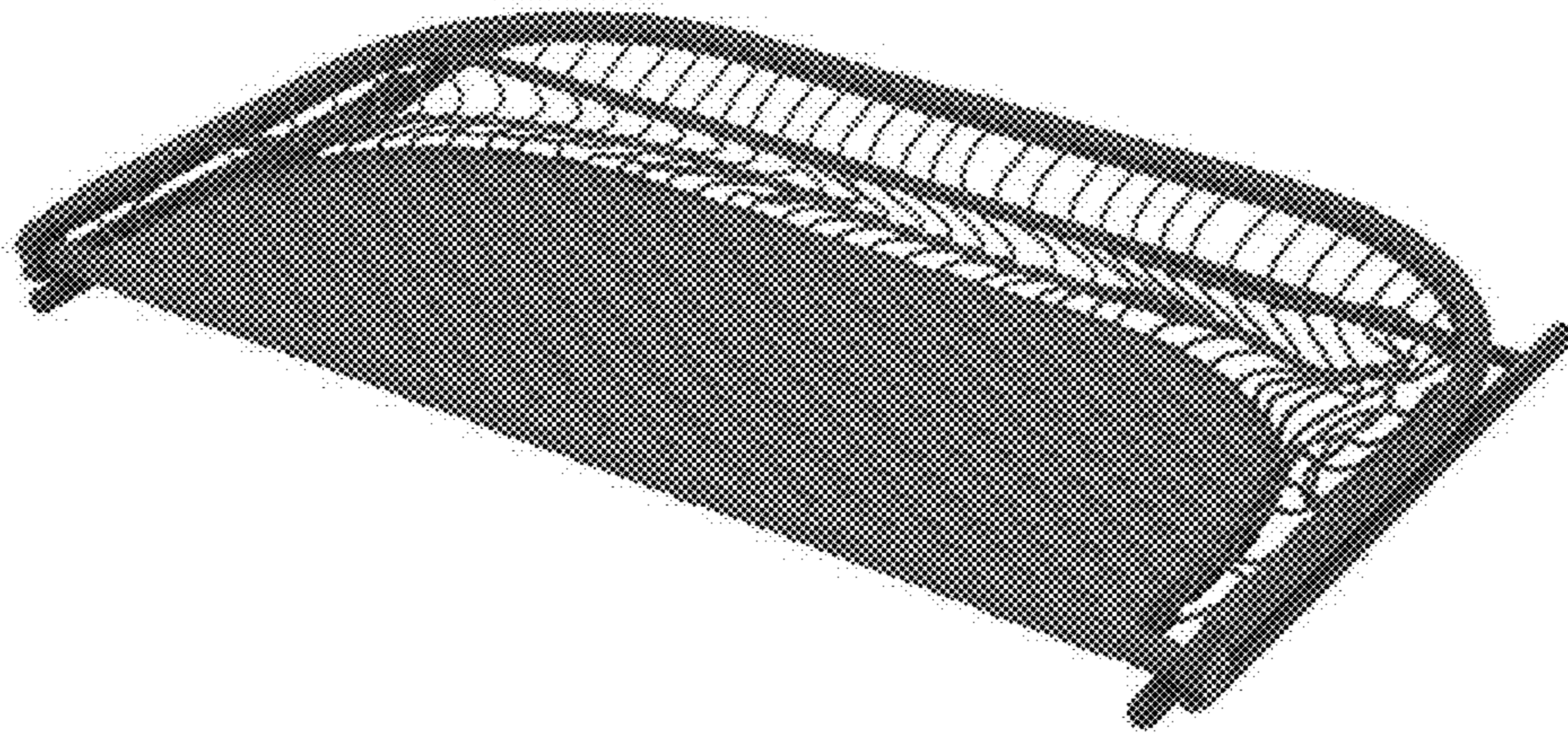


FIG.18

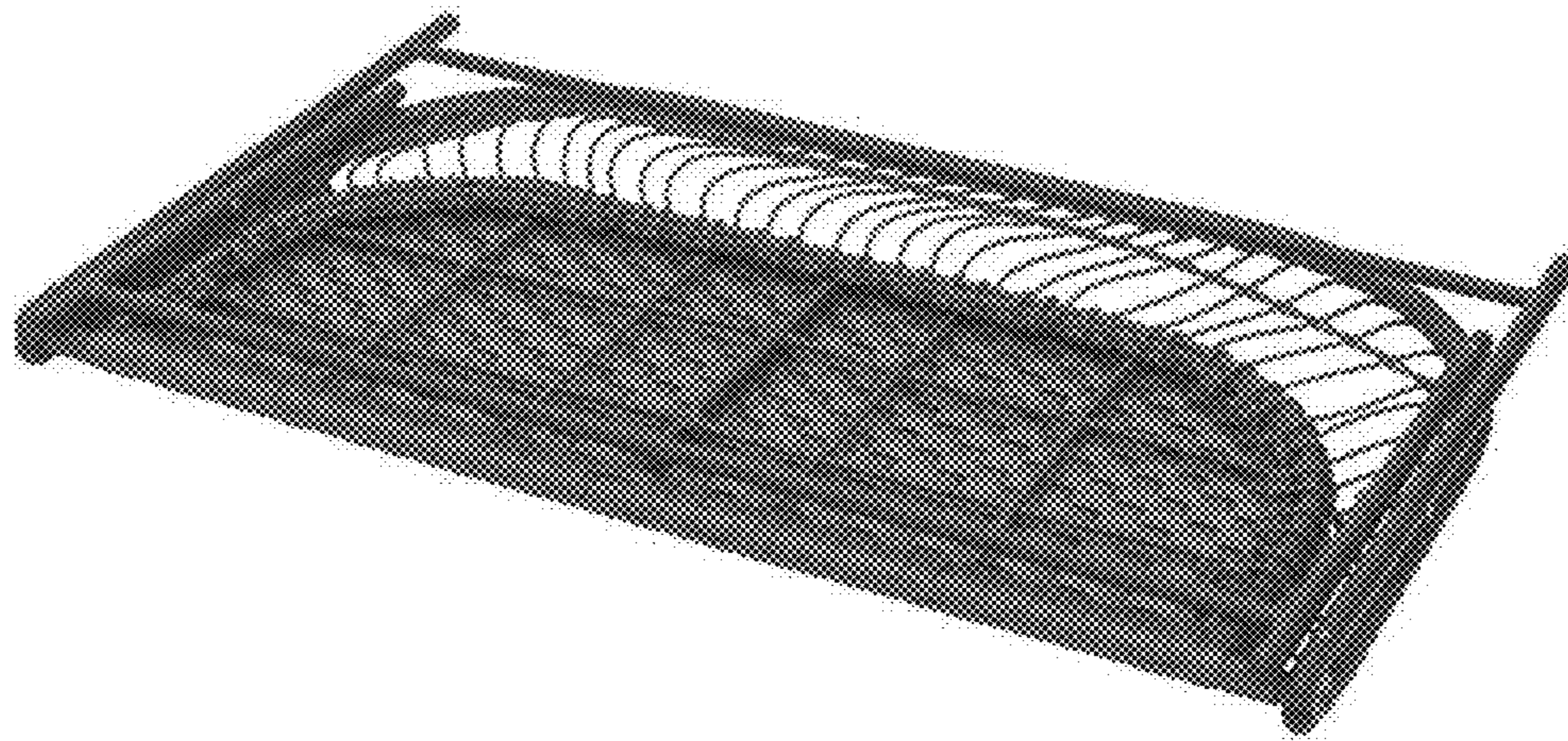


FIG.19



FIG.20




FIG.21



FIG.22



FIG.23



FIG.24




FIG.25




FIG.26

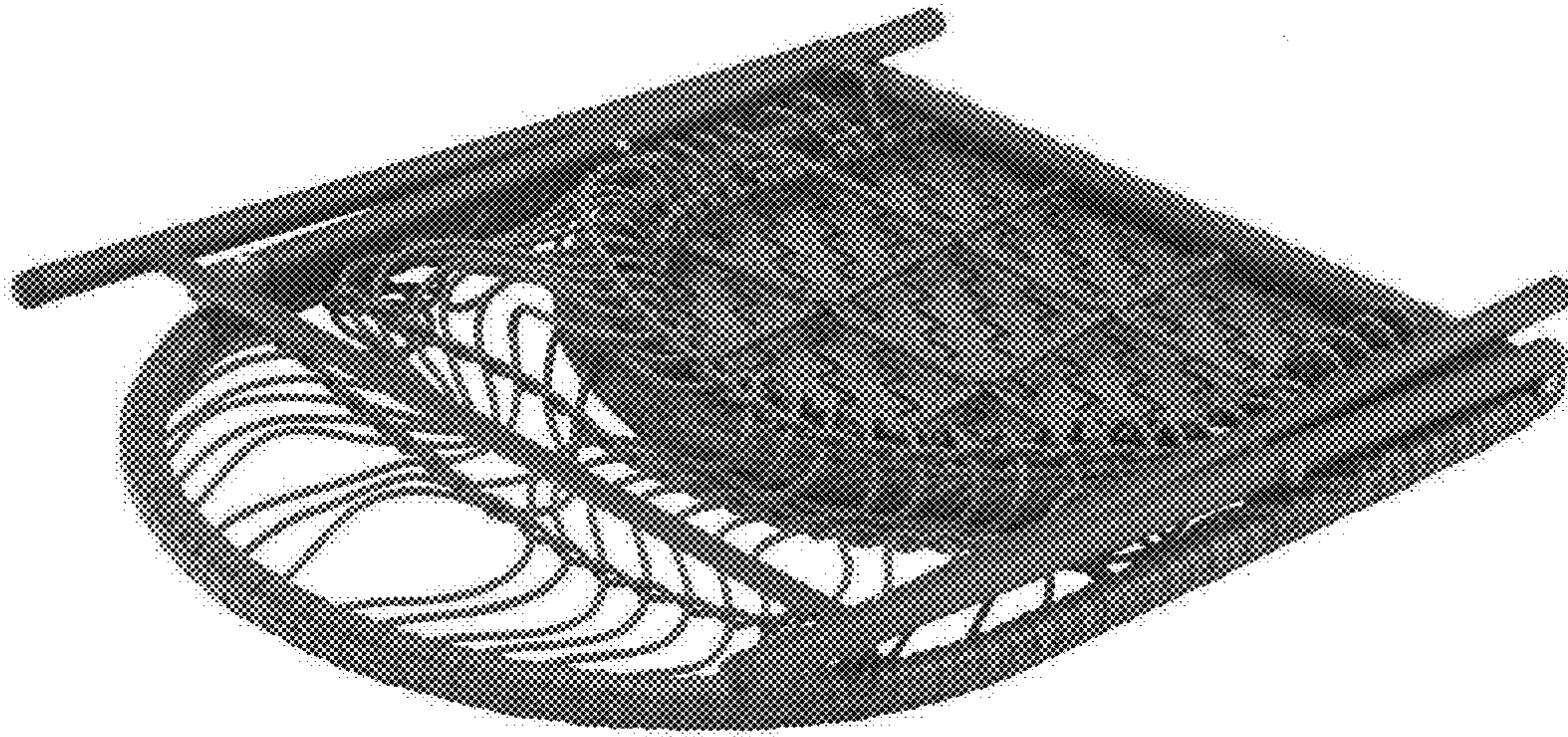


FIG.27