



US00D985285S

(12) **United States Design Patent**
Dorner

(10) **Patent No.:** **US D985,285 S**

(45) **Date of Patent:** **** May 9, 2023**

- (54) **SOFA**
- (71) Applicant: **CINNA**, Briord (FR)
- (72) Inventor: **Marie-Christine Dorner**, Briord (FR)
- (73) Assignee: **CINNA**, Briord (FR)
- (**) Term: **15 Years**
- (21) Appl. No.: **29/808,647**
- (22) Filed: **Sep. 22, 2021**

D566,416 S *	4/2008	Mourgue	D6/381
D610,819 S *	3/2010	Nigro	D6/357
D610,820 S *	3/2010	Nigro	D6/357
D806,419 S *	1/2018	Contreras	D6/361
D933,989 S *	10/2021	Binfarè	D6/377
D962,668 S *	9/2022	Rinaldi	D6/381

- (30) **Foreign Application Priority Data**
- Mar. 25, 2021 (WO) WIPO103268
- (51) **LOC (14) Cl.** **06-01**
- (52) **U.S. Cl.**
- USPC **D6/357; D6/381**
- (58) **Field of Classification Search**
- USPC D6/357, 360, 361, 365, 367, 368, 369,
D6/370, 381, 382, 383, 604
- CPC .. A47C 1/02; A47C 1/028; A47C 4/54; A47C
17/64; A47C 17/86; A47C 23/047
- See application file for complete search history.

OTHER PUBLICATIONS

Design D213476-002, application date Mar. 25, 2021, country code WO, publication date Apr. 9, 2021, owner Cinna (Year: 2021).*
Dorner design, available in dorner-design.com, site visited on Feb. 19, 2023, URL:https://www.dorner-design.com/actu-en (Year: 2023).*

* cited by examiner

Primary Examiner — Mary Ann Calabrese
Assistant Examiner — Mark David Wolfley
(74) *Attorney, Agent, or Firm* — Oliff PLC


- (56) **References Cited**
- U.S. PATENT DOCUMENTS**
- D249,988 S * 10/1978 Sprunger D6/357
- D368,808 S * 4/1996 Mourgue D6/357
- D387,572 S * 12/1997 Lewis D6/361
- D437,496 S * 2/2001 Vu D6/377
- D541,076 S * 4/2007 Mathieu D6/381

- (57) **CLAIM**
- The ornamental design for a sofa, as shown and described.

DESCRIPTION

FIG. 1 is a front, right-side, top perspective view of a sofa, showing the new design;
FIG. 2 is a front perspective view thereof;
FIG. 3 is a right-side perspective view thereof, the left-side perspective view being a mirror image thereof;
FIG. 4 is a top plan view thereof; and,
FIG. 5 is a front perspective view thereof with a backrest extended.

1 Claim, 5 Drawing Sheets






FIG. 1

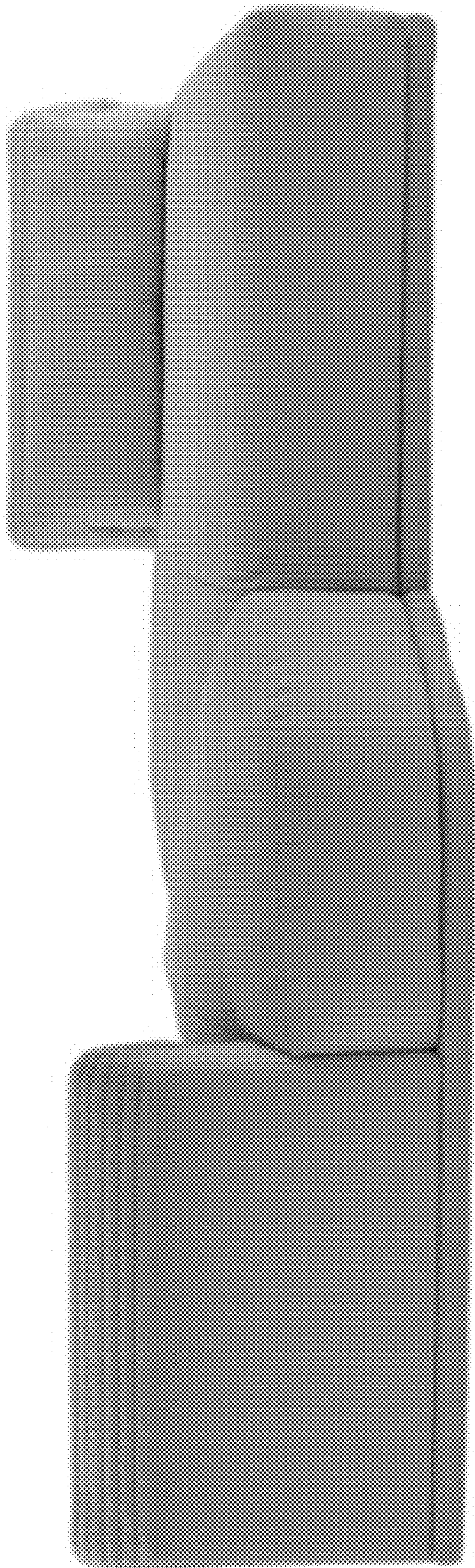


FIG. 2




FIG. 3

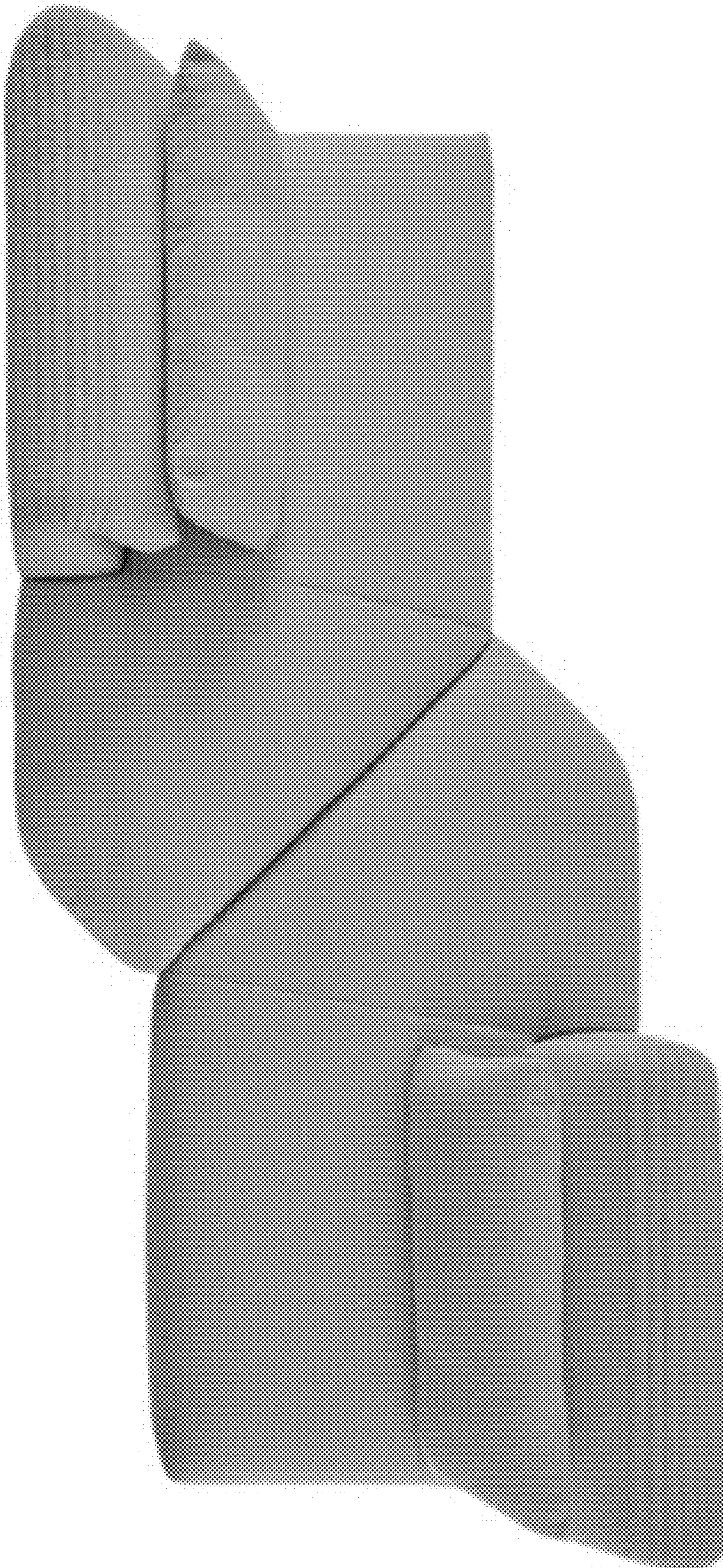


FIG. 4



FIG. 5