



US00D985277S

(12) **United States Design Patent** (10) **Patent No.:** **US D985,277 S**
Gatzemeyer et al. (45) **Date of Patent:** **** May 9, 2023**

(54) **ORAL CARE IMPLEMENT**

FOREIGN PATENT DOCUMENTS

(71) Applicant: **Colgate-Palmolive Company**, New York, NY (US)

CN 304988324 1/2019
CN 304988324 S 1/2019

(Continued)

(72) Inventors: **John Gatzemeyer**, Hillsborough, NJ (US); **Oliver William Henderson**, Brooklyn, NY (US); **Scott Vincent Pancioli**, San Francisco, CA (US); **Norio Fujikawa**, San Francisco, CA (US); **Jonathan Bar-Or**, Pardes-Hana (IL); **Ariel Heller**, Pardes-Hana (IL)

OTHER PUBLICATIONS

Oral B, announced 2017 [online], [site visited Sep. 21, 2022]. Avail from int, URL: https://www.amazon.com/Oral-B-Black-Pro-1000-Rechargeable/dp/B01AKGRTUM/ref=sr_1_6 (Year: 2017).*

(Continued)

(73) Assignee: **Colgate-Palmolive Company**, New York, NY (US)

Primary Examiner — Cynthia Ramirez
Assistant Examiner — Tamara L Hahn

(57) **CLAIM**

(**) Term: **15 Years**

The ornamental design for an oral care implement, as shown and described.

(21) Appl. No.: **29/833,859**

DESCRIPTION

(22) Filed: **Apr. 7, 2022**

Related U.S. Application Data

(62) Division of application No. 29/717,795, filed on Dec. 19, 2019, now Pat. No. Des. 950,955.

(51) **LOC (14) Cl.** **04-02**

(52) **U.S. Cl.**
USPC **D4/101**

(58) **Field of Classification Search**
USPC D4/100–113; D24/176, 181, 152
(Continued)

(56) **References Cited**

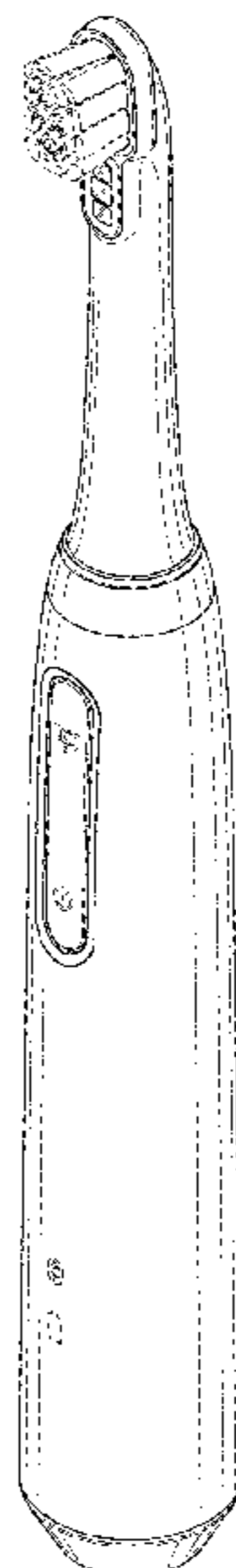
U.S. PATENT DOCUMENTS

6,468,076 B2 10/2002 Kawamura
6,685,471 B1 2/2004 Kawamura et al.

(Continued)

FIG. 1 is a front perspective view of an oral care implement according to a first embodiment of the new design; FIG. 2 is a rear perspective view thereof; FIG. 3 is a front view thereof; FIG. 4 is a rear view thereof; FIG. 5 is a left side view thereof; FIG. 6 is a right side view thereof; FIG. 7 is an enlarged top view thereof; FIG. 8 is an enlarged bottom view thereof; FIG. 9 is a front perspective view of an oral care implement according to a second embodiment of the new design; FIG. 10 is a rear perspective view thereof; FIG. 11 is a front view thereof; FIG. 12 is a rear view thereof; FIG. 13 is a left side view thereof; FIG. 14 is a right side view thereof; FIG. 15 is an enlarged top view thereof; and, FIG. 16 is an enlarged bottom view thereof. The broken lines illustrate portions of the oral care implement that form no part of the claimed design.

1 Claim, 10 Drawing Sheets



- (58) **Field of Classification Search**
 CPC A46B 2200/1066; A46B 2200/1073; A46B
 2200/1086; A46B 2200/3093; A46B 9/04;
 A46B 13/023; A46B 5/0095; A61C
 15/00; A61C 17/16; A61C 17/222
 See application file for complete search history.

(56) **References Cited**

U.S. PATENT DOCUMENTS

6,944,901	B2	9/2005	Gatzemeyer et al.	
6,952,855	B2	10/2005	Lev et al.	
6,954,961	B2	10/2005	Ferber et al.	
7,120,960	B2	10/2006	Hilscher et al.	
D565,843	S	4/2008	Mackintosh	
7,861,349	B2	1/2011	Hilscher et al.	
8,075,315	B2	12/2011	Gatzenmeyer et al.	
8,201,295	B2	6/2012	Gatzenmeyer et al.	
8,214,958	B2	7/2012	Pinyayev et al.	
8,311,302	B2	11/2012	Yan et al.	
8,337,213	B2	12/2012	Puurunen et al.	
8,358,203	B1	1/2013	Perry	
8,585,411	B2	11/2013	Puurunen et al.	
8,839,476	B2	9/2014	Adachi	
D723,282	S	3/2015	Fretwell et al.	
9,044,083	B2	6/2015	Nanda	
9,168,117	B2	10/2015	Yoshida et al.	
9,220,583	B2	12/2015	Shani et al.	
D752,868	S	4/2016	McGarry et al.	
9,301,821	B2	4/2016	Fattori	
9,345,408	B2	5/2016	Curry et al.	
D795,592	S	8/2017	Xi et al.	
D801,696	S *	11/2017	McGarry D4/101	
9,827,080	B2	11/2017	Dai et al.	
9,848,968	B2	12/2017	Jungnickel et al.	
9,870,613	B2	1/2018	Wu et al.	
9,882,986	B2	1/2018	Patel	
D819,337	S	6/2018	Yuan et al.	
10,172,443	B2	1/2019	Wang et al.	
10,258,142	B2	4/2019	Knickerbocker et al.	
10,271,934	B2	4/2019	Huy et al.	
10,349,733	B2	7/2019	Serval et al.	
D881,584	S	4/2020	Porter et al.	
10,687,925	B2	6/2020	Storkel et al.	
D912,989	S	3/2021	Albay et al.	
D922,074	S	6/2021	Okai et al.	
D922,775	S	6/2021	Albay et al.	
D930,988	S	9/2021	Albay et al.	
D930,989	S	9/2021	Albay et al.	
D932,777	S	10/2021	Albay et al.	
D945,775	S	3/2022	Albay et al.	
D946,283	S *	3/2022	Zhou D4/101	
D950,955	S	5/2022	Gatzemeyer et al.	
D950,956	S	5/2022	Gatzemeyer et al.	
D953,038	S	5/2022	Albay et al.	

D954,440	S	6/2022	Chen	
D956,425	S	7/2022	Yoon	
D967,632	S	10/2022	Gatzemeyer et al.	
2007/0261185	A1	11/2007	Guney et al.	
2012/0171657	A1	7/2012	Ortins et al.	
2013/0000670	A1	1/2013	Binner et al.	
2013/0091645	A1	4/2013	Suwanbutr	
2016/0113495	A1	4/2016	Nanjundappa et al.	
2016/0242652	A1	8/2016	Van Putten et al.	
2018/0168332	A1	6/2018	Wagner et al.	
2019/0082819	A1	3/2019	Katano et al.	
2021/0045857	A1	2/2021	Fritsch et al.	
2021/0145539	A1	5/2021	Greve	
2021/0186198	A1 *	6/2021	Curtis A61C 17/222	
2021/0186199	A1	6/2021	Curtis et al.	
2021/0186414	A1	6/2021	Gatzemeyer et al.	
2021/0186671	A1	6/2021	Gatzemeyer et al.	
2021/0259535	A1	8/2021	Shani et al.	

FOREIGN PATENT DOCUMENTS

CN	305198218	6/2019
CN	305241918	7/2019
CN	305241918 S	7/2019
EM	009059728-0003	8/2022
GB	2555417	5/2018
JP	D1156944	10/2002
JP	D1156945	10/2002
JP	D1620904	12/2018
JP	D1621162	12/2018
JP	D1621163	12/2018
JP	D1642037	9/2019
KR	30-03234020001	5/2003
KR	30-04393390000	2/2007
TW	D189579	4/2018
WO	1998/015236	4/1998
WO	2010/106524	9/2010
WO	2014/037888	3/2014
WO	2016/046701	3/2016
WO	2016/176783	11/2016
WO	2017/029469	2/2017

OTHER PUBLICATIONS

Phylian brush, announced May 2022 [online], [site visited Sep. 21, 2022]. Avail from int, URL: <https://www.amazon.com/dp/B0B2484MNZ> (Year: 2022).*

Colgate 360 brush, announced 2021 [online], [site visited Sep. 21, 2022]. Avail from int, URL: https://www.amazon.com/Colgate-Charcoal-Powered-Battery-Toothbrush/dp/B093SQLW2S/ref=sr_1_58 (Year: 2021).*

Oral-B Genius Brushing Features, <https://oralb.com/en-us/products/compare/genius>, retrieved Dec. 4, 2019, pp. 1-6.

* cited by examiner

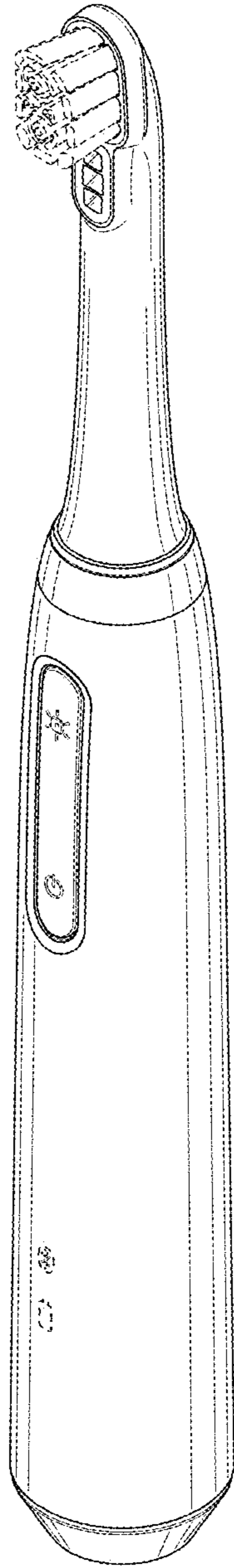


FIG. 1

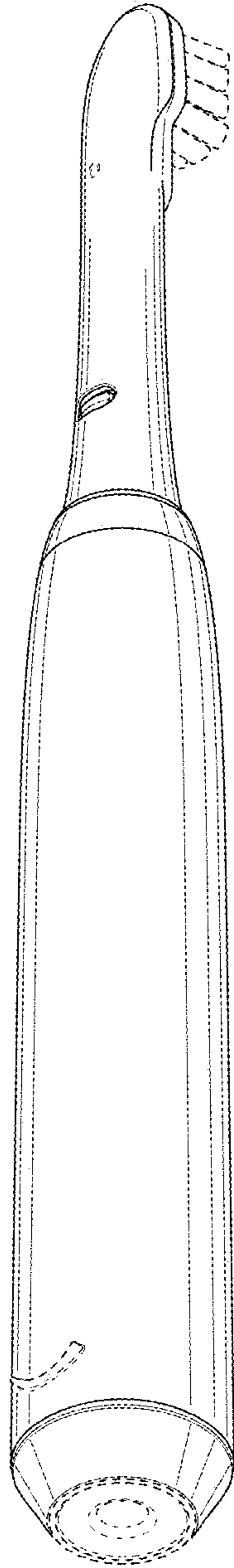


FIG. 2

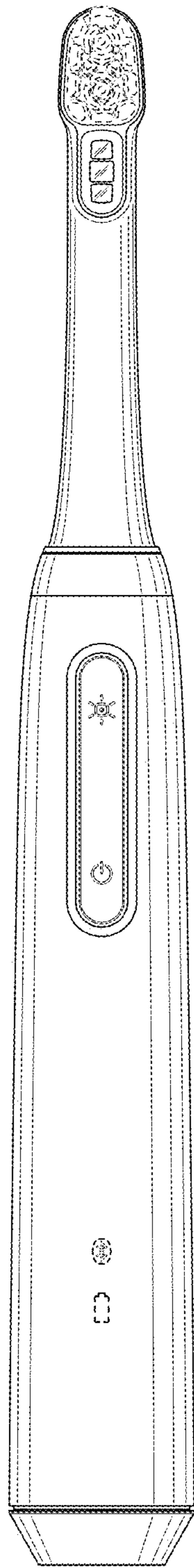


FIG. 3

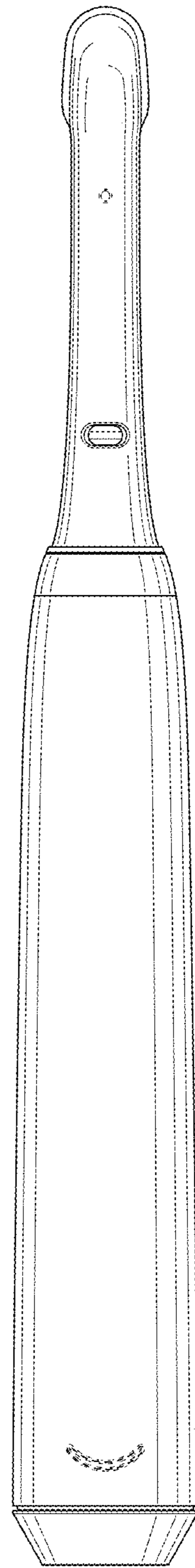


FIG. 4

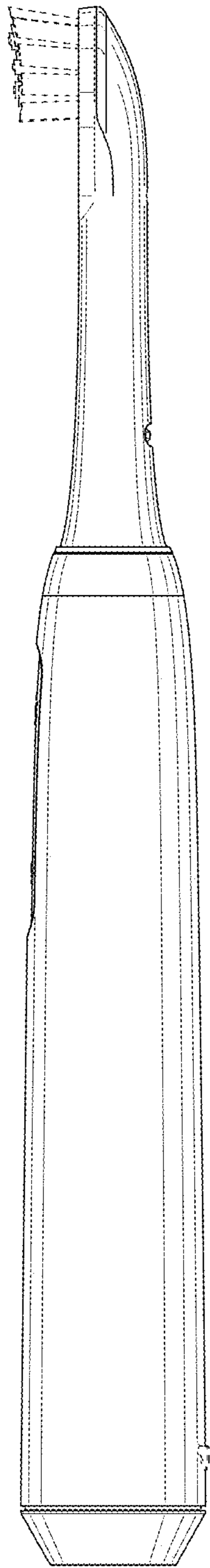


FIG. 5

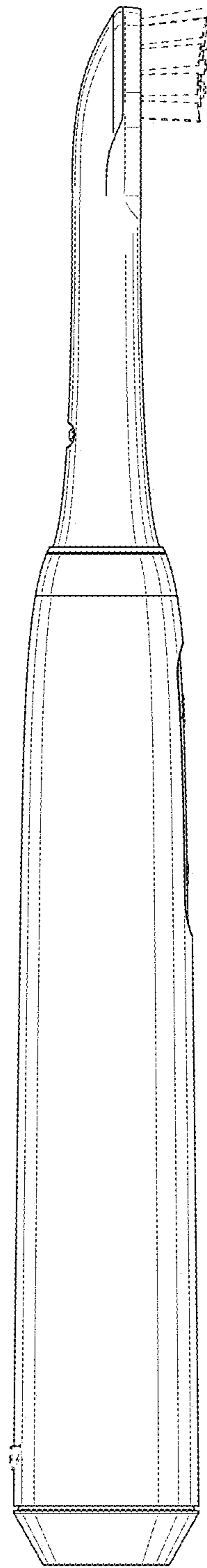


FIG. 6

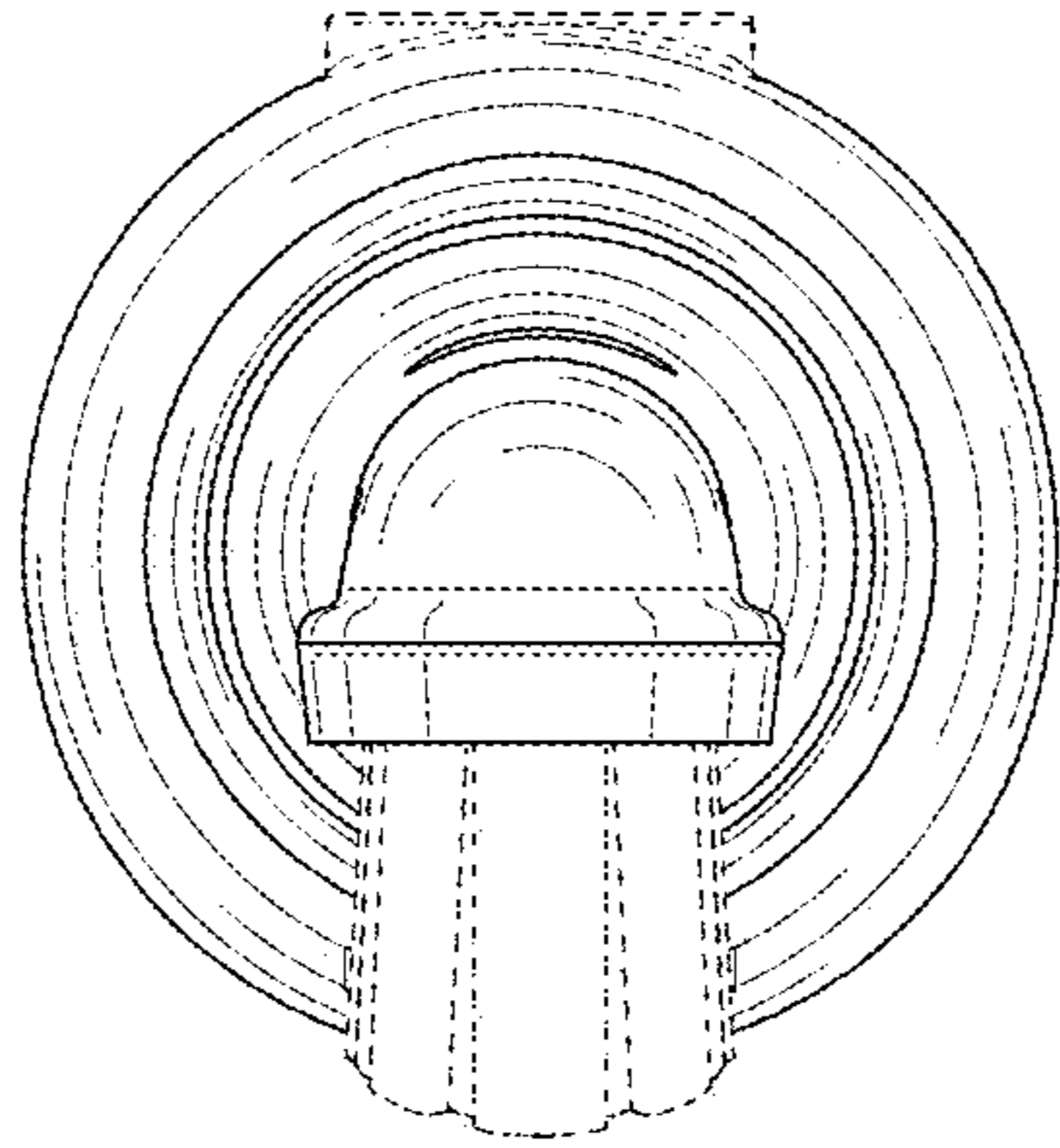


FIG. 7

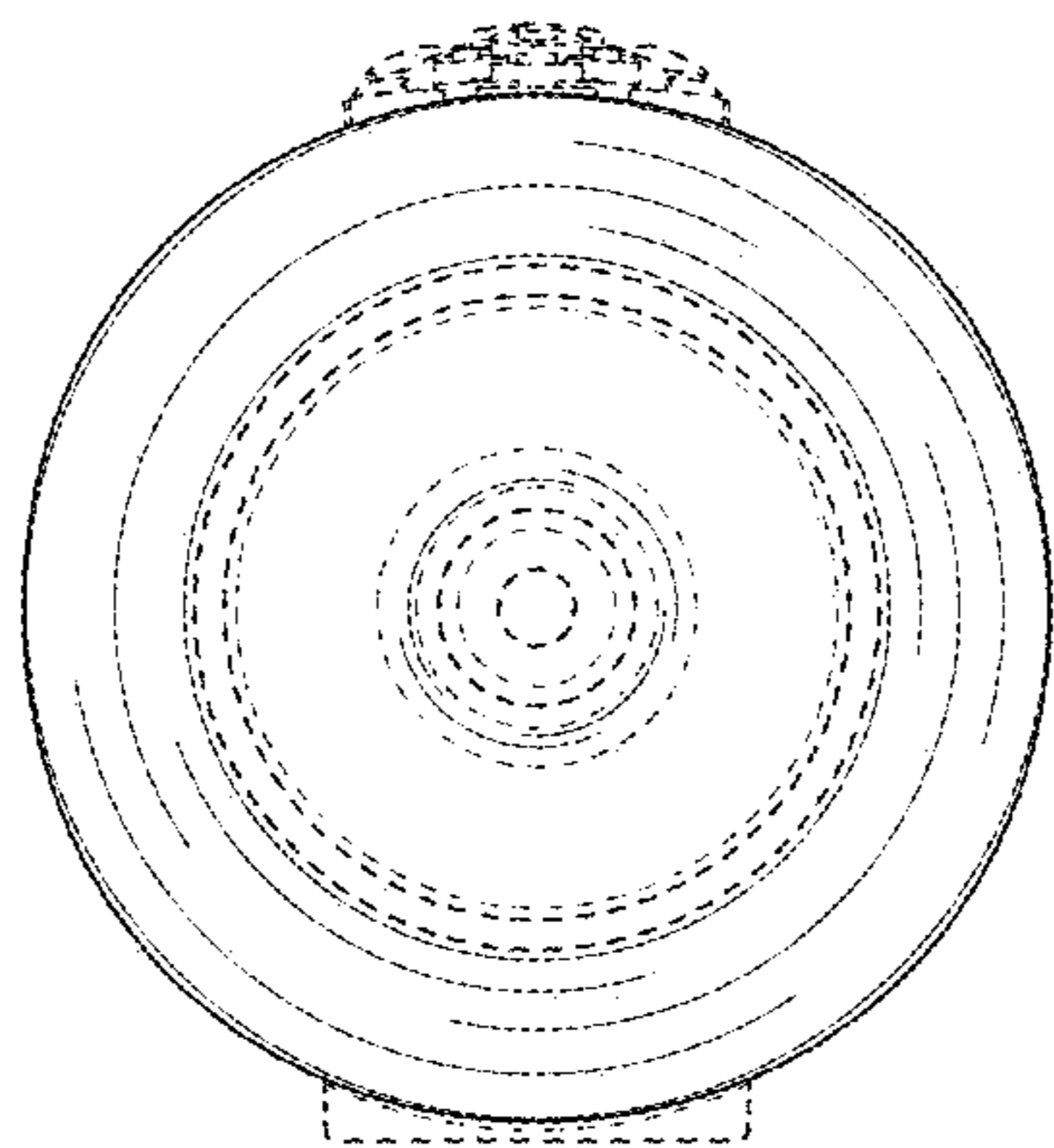


FIG. 8

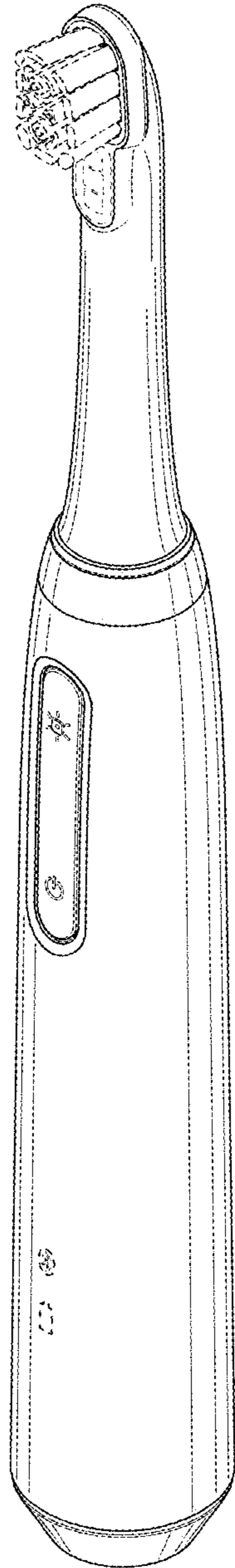


FIG. 9

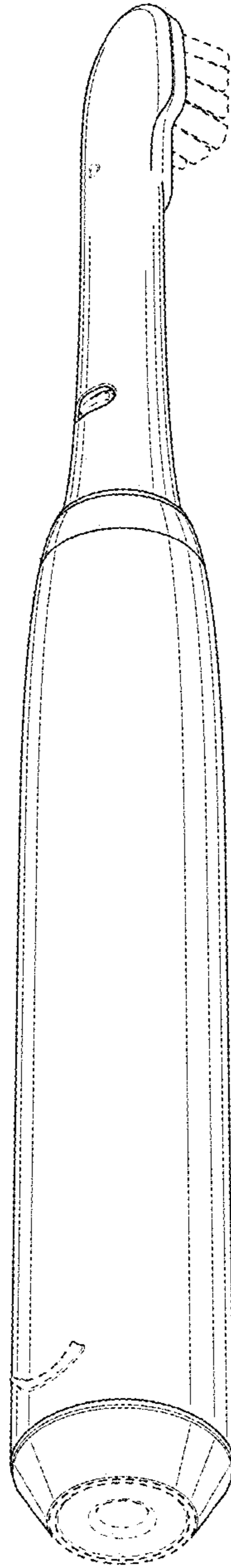


FIG. 10

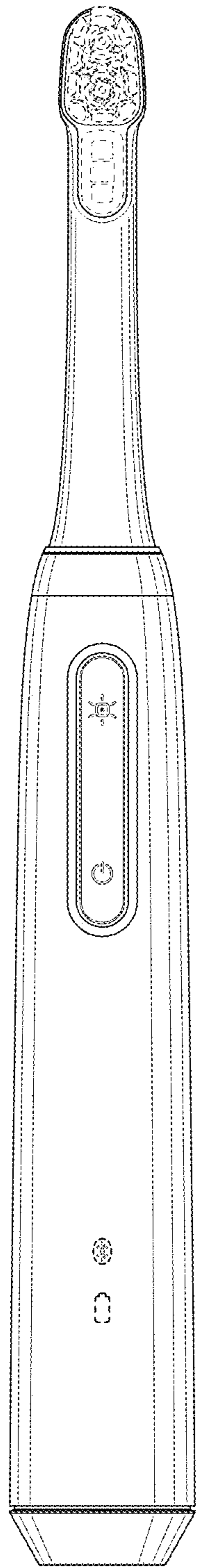


FIG. 11




FIG. 12

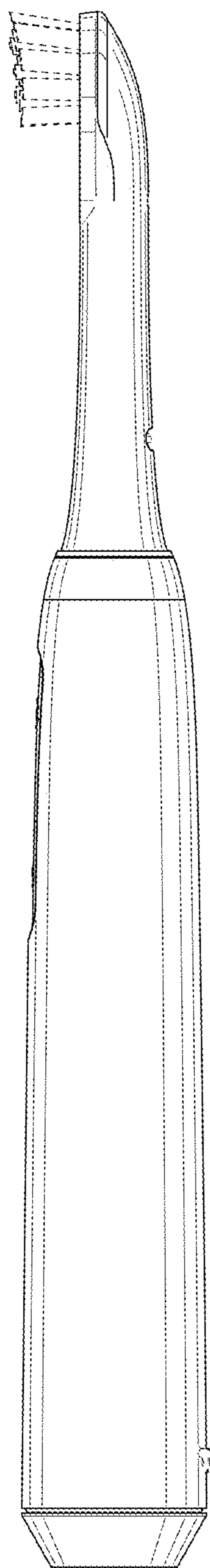


FIG. 13

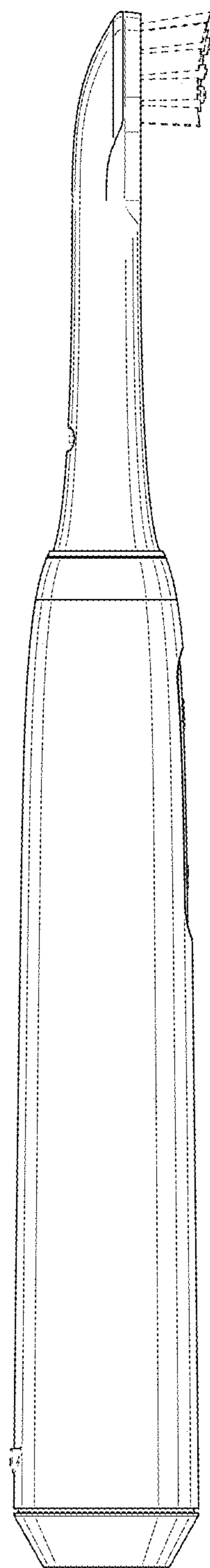


FIG. 14

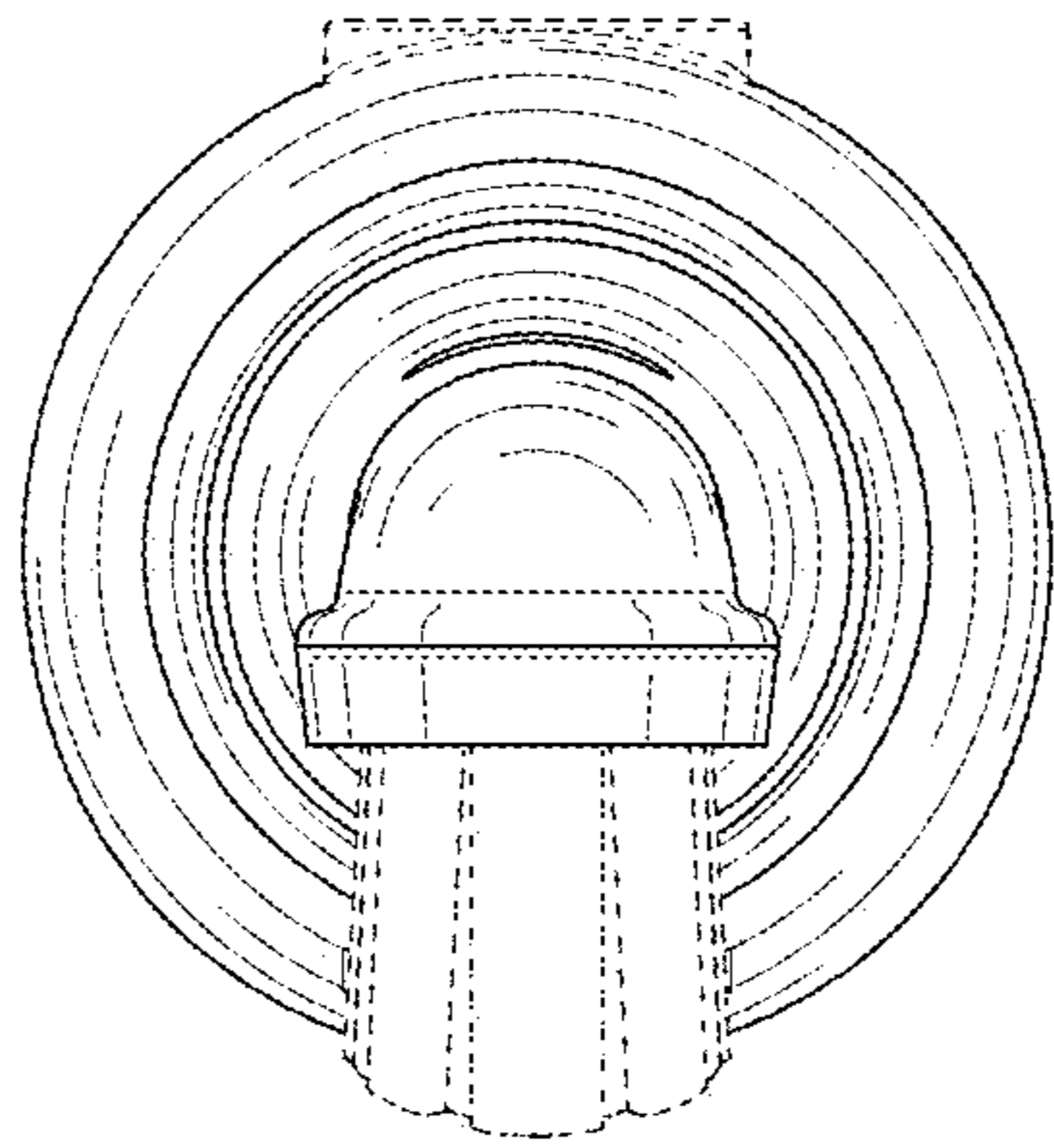


FIG. 15

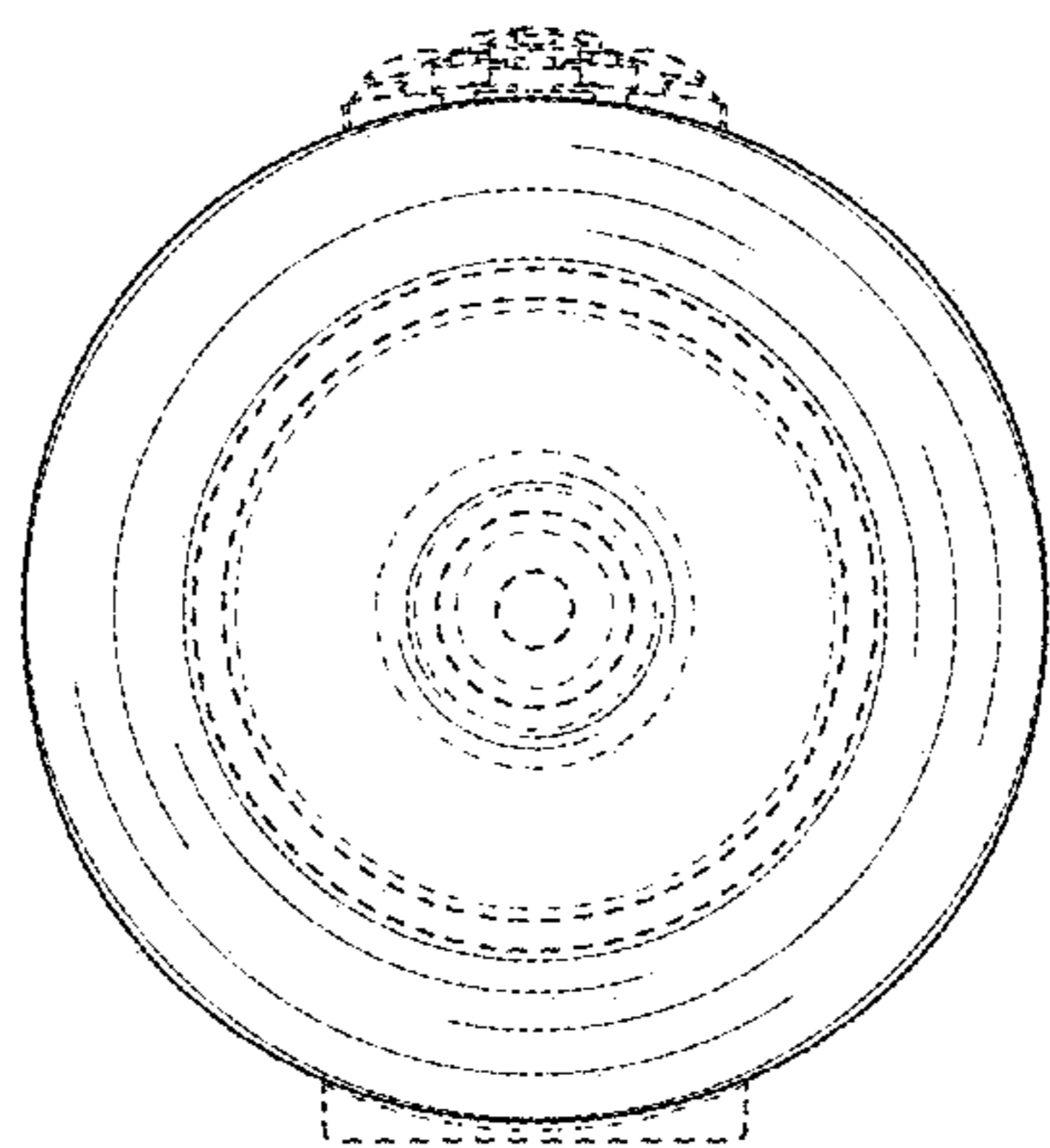


FIG. 16