



US00D985267S

(12) **United States Design Patent**  
**Dumas**

(10) **Patent No.: US D985,267 S**

(45) **Date of Patent: \*\* May 9, 2023**

(54) **SPECTACLE CASE**

(71) Applicant: **HERMES SELLIER (Société par actions simplifiée)**, Paris (FR)

(72) Inventor: **Pierre-Alexis Dumas**, Paris (FR)

(\*\*) Term: **15 Years**

(21) Appl. No.: **35/513,381**

(22) Filed: **Jul. 20, 2021**

(80) **Hague Agreement Data**

Int. Filing Date: **Jul. 20, 2021**

Int. Reg. No.: **DM/215546**

Int. Reg. Date: **Jul. 20, 2021**

Int. Reg. Pub. Date: **Jan. 21, 2022**

(51) **LOC (14) Cl.** ..... **03-01**

(52) **U.S. Cl.**  
USPC ..... **D3/265; D3/266**

(58) **Field of Classification Search**  
USPC ..... D3/207, 215, 219, 229, 263–266, 301;  
D12/417; D16/330, 339; 24/3.3, 3.7,  
24/3.8, 563; 206/5, 5.1, 6; 248/902;  
351/112, 155  
CPC ..... A45C 11/04; A45C 11/005; A47F 7/02;  
A47F 7/021  
See application file for complete search history.

(56) **References Cited**

**U.S. PATENT DOCUMENTS**

- D113,402 S \* 2/1939 Schram ..... A45C 11/04  
D3/266
- D134,769 S \* 1/1943 Ripin ..... D21/660
- D171,840 S \* 3/1954 Cashion ..... D21/660
- D173,801 S \* 1/1955 Gay ..... D3/265
- 3,000,417 A \* 9/1961 Goldstein ..... A45C 11/04  
D3/265
- D247,200 S \* 2/1978 Marks ..... D3/265
- D251,084 S \* 2/1979 Marks ..... D3/265
- D293,389 S \* 12/1987 Vitaloni ..... A45C 11/04  
D3/265

- 4,984,682 A \* 1/1991 Cummins ..... A45C 11/04  
206/5
- D332,872 S \* 2/1993 Seber ..... 224/232
- D485,680 S \* 1/2004 Hasenfrantz ..... D3/265
- D795,576 S \* 8/2017 Klar ..... D3/265
- D850,104 S \* 6/2019 Dickhardt ..... D3/265
- D907,917 S \* 1/2021 Lee ..... D3/265
- D962,640 S \* 9/2022 Kato ..... A45C 11/04  
D3/265
- D970,220 S \* 11/2022 Dumas ..... D3/301

**FOREIGN PATENT DOCUMENTS**

WO WO-D215546-001 \* 1/2022

\* cited by examiner

*Primary Examiner* — T Chase Nelson

(57) **CLAIM**

The ornamental design for a spectacle case, as shown and described.

**DESCRIPTION**

1. Spectacle case

1.1 : Perspective

1.2 : Front

1.3 : Back

1.4 : Right

1.5 : Left


1.6 : Top

1.7 : Bottom

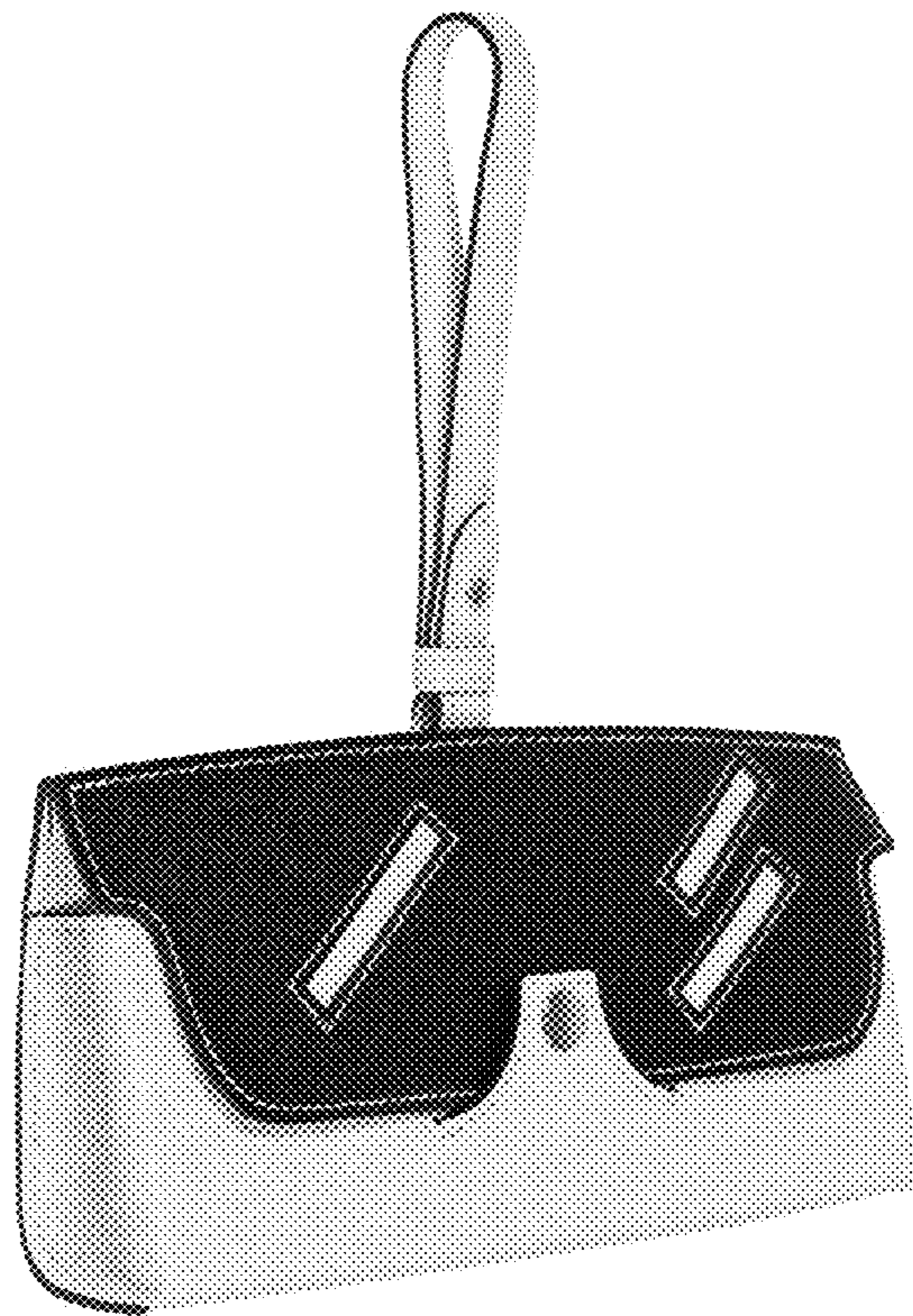
1.8 : Perspective view of the spectacle holder open

The case comprises a horizontally elongate body and a wrist strap connected at the center of the top of the body; the body has a front wall, a rear wall, and a front flap with a wavy bottom edge; the front wall of the body has a slot that defines a flexible tab for engaging with the bottom edge of the flap and holding same when the body is closed; the front wall of the body has a circular element simulating an open eye on one side of the tab, and on the other side, an almost semi-circular aperture that simulates a closed eye.

**1 Claim, 8 Drawing Sheets**



1.1





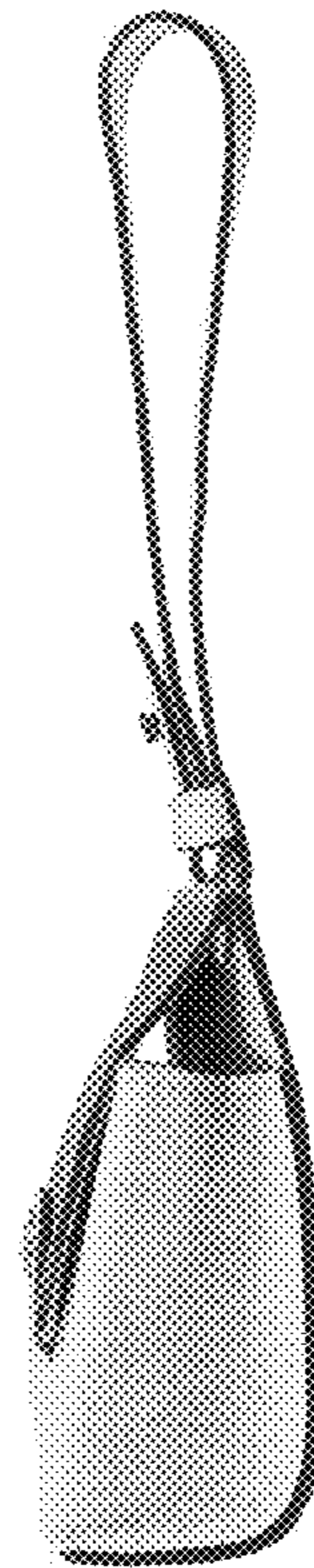
1.2



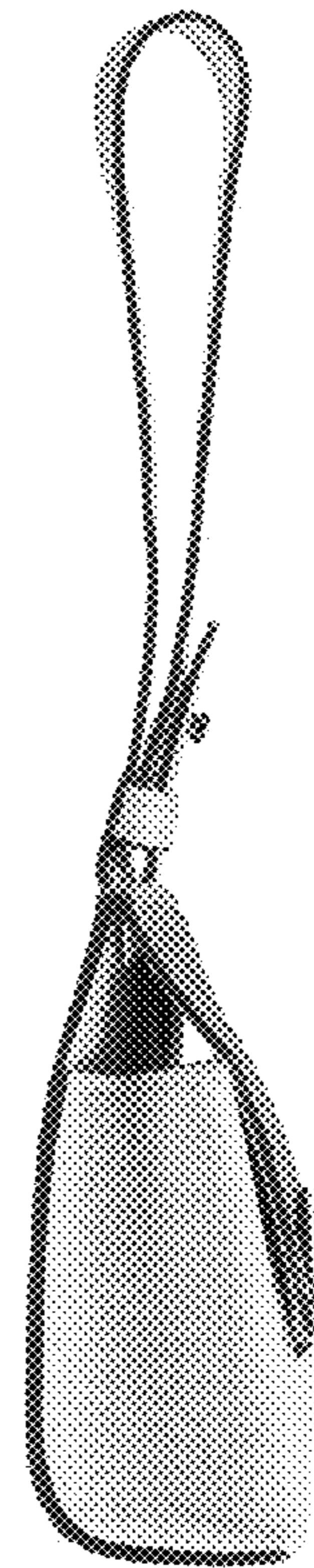
1.3




1.4




1.5



1.6



**1.7**





1.8

