



US00D985261S

(12) **United States Design Patent** (10) **Patent No.:** **US D985,261 S**  
**He** (45) **Date of Patent:** **\*\* May 9, 2023**

- (54) **FANNY PACK**
- (71) Applicant: **Meien He**, Guangdong (CN)
- (72) Inventor: **Meien He**, Guangdong (CN)
- (\*\*) Term: **15 Years**
- (21) Appl. No.: **29/884,142**
- (22) Filed: **Feb. 8, 2023**
- (51) **LOC (14) Cl.** ..... **03-01**
- (52) **U.S. Cl.**  
USPC ..... **D3/226**
- (58) **Field of Classification Search**  
USPC ..... D3/215, 226, 232, 233, 239, 245, 273,  
D3/276, 289, 301, 303  
CPC ..... A45C 1/04; A45C 2001/101; A45F 3/00;  
A45F 2003/002; A45F 3/005; A45F 3/02  
See application file for complete search history.

- D883,661 S \* 5/2020 Olsen ..... D3/226
- D893,174 S \* 8/2020 Wang ..... D3/226
- D909,054 S \* 2/2021 Huang ..... A45F 4/02  
D3/226
- 10,925,379 B1 \* 2/2021 Fulbrook ..... A45F 3/005
- D928,506 S \* 8/2021 Sandoval ..... D3/226
- D944,467 S \* 2/2022 Robinson ..... D30/153
- D945,153 S \* 3/2022 Lewin ..... D3/226
- D962,635 S \* 9/2022 Lai ..... D3/226
- D965,289 S \* 10/2022 Tang ..... D3/226
- D968,079 S \* 11/2022 Li ..... D3/226

(Continued)

*Primary Examiner* — Steven J Czyz  
(74) *Attorney, Agent, or Firm* — Kunzler Bean & Adamson, PC; Michael Bartholomew

(57) **CLAIM**

The ornamental design for a fanny pack, as shown and described.

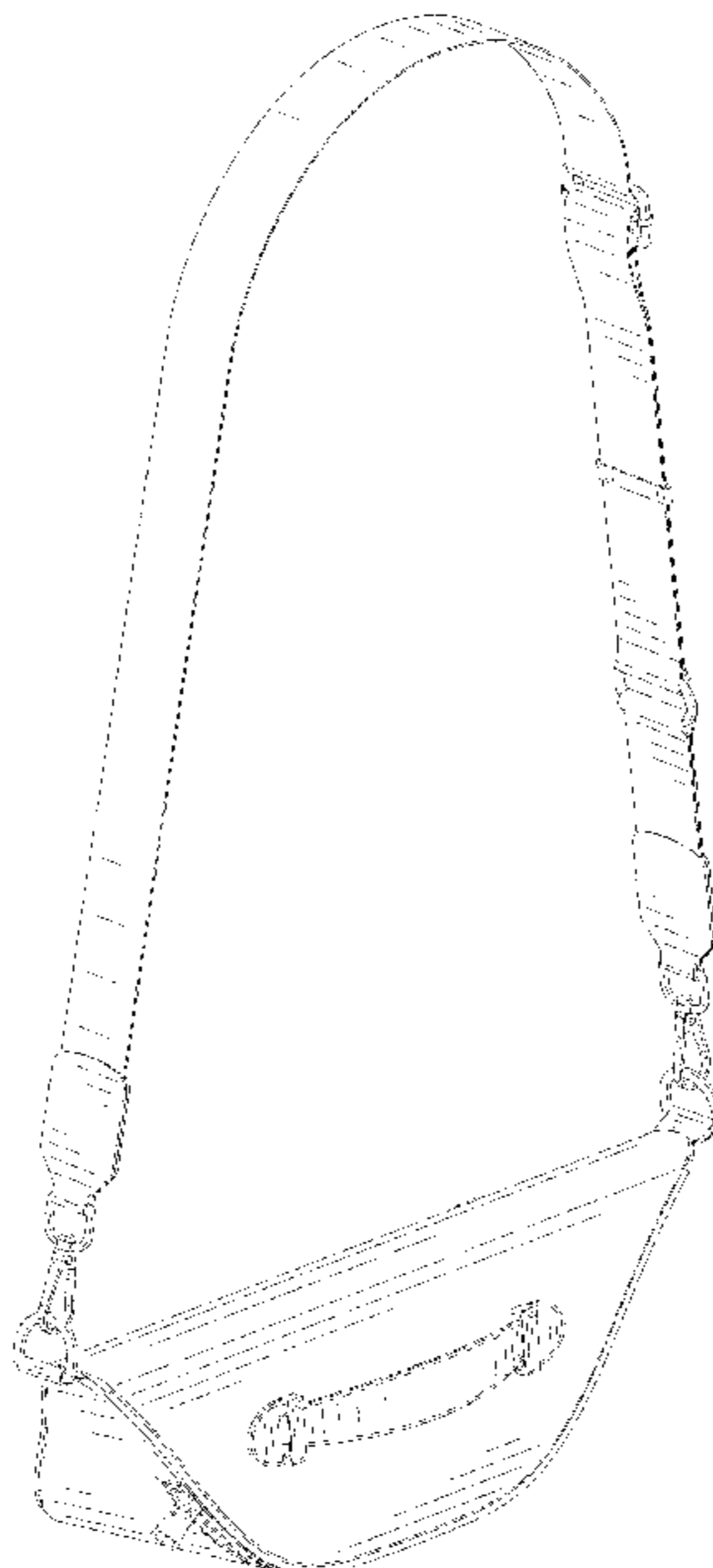
**DESCRIPTION**

FIG. 1 is a front, left and top perspective view of a fanny pack, showing my design.  
 FIG. 2 is a rear, right and bottom perspective view thereof.  
 FIG. 3 is a front elevation view thereof.  
 FIG. 4 is a rear elevation view thereof.  
 FIG. 5 is a left side elevation view thereof.  
 FIG. 6 is a right side elevation view thereof.  
 FIG. 7 is a top plan view thereof.  
 FIG. 8 is a bottom plan view thereof; and,  
 FIG. 9 is an enlarged view of detail 9 in FIG. 2.  
 The long evenly-spaced broken lines illustrate stitching and forms part of the claimed design. The short evenly-spaced broken lines depict portions of the crossbody bag that form no part of the claimed design. The dot-dash broken lines in FIGS. 2 and 9 depict the boundaries of the enlargements that form no part of the claimed design.

**1 Claim, 9 Drawing Sheets**

(56) **References Cited**  
U.S. PATENT DOCUMENTS

- D347,940 S 6/1994 Linscott
- D408,628 S 4/1999 Fusco
- D426,058 S \* 6/2000 Gaines ..... D3/226
- D429,562 S \* 8/2000 Lau ..... D3/226
- D477,460 S \* 7/2003 Hillman ..... D3/219
- D477,710 S \* 7/2003 Hillman ..... D3/219
- D497,715 S \* 11/2004 Saltarelli ..... D3/226
- D737,049 S \* 8/2015 Seip ..... D3/226
- D784,908 S \* 4/2017 Kalchuri ..... D3/285
- D793,720 S \* 8/2017 Tien ..... D3/226
- D808,162 S \* 1/2018 Viger ..... D3/267
- D831,340 S \* 10/2018 Pomerantz ..... D3/226
- D835,402 S \* 12/2018 Pomerantz ..... D3/226
- D863,756 S \* 10/2019 Chudy ..... D3/226
- D863,757 S \* 10/2019 Li ..... D3/226
- D869,151 S \* 12/2019 Jacobsen ..... D3/226
- 10,542,816 B1 \* 1/2020 Newton ..... A45F 3/14
- D882,248 S \* 4/2020 Dumas ..... D3/226



(56)

**References Cited**

U.S. PATENT DOCUMENTS

D975,437 S \* 1/2023 Liu ..... A45F 3/005  
D3/226  
D976,578 S \* 1/2023 Ren ..... A45C 3/00  
D3/226  
D976,579 S \* 1/2023 Abel ..... A45C 1/04  
D3/226  
D978,528 S \* 2/2023 Birdwell ..... A45F 3/14  
D3/226  
2003/0094474 A1 \* 5/2003 Rotter ..... A45F 4/02  
224/907  
2011/0226831 A1 \* 9/2011 Crifasi ..... A45C 1/04  
224/681  
2018/0008022 A1 \* 1/2018 Tien ..... A45C 3/00  
2021/0289900 A1 \* 9/2021 Pryor ..... A45F 3/005

\* cited by examiner

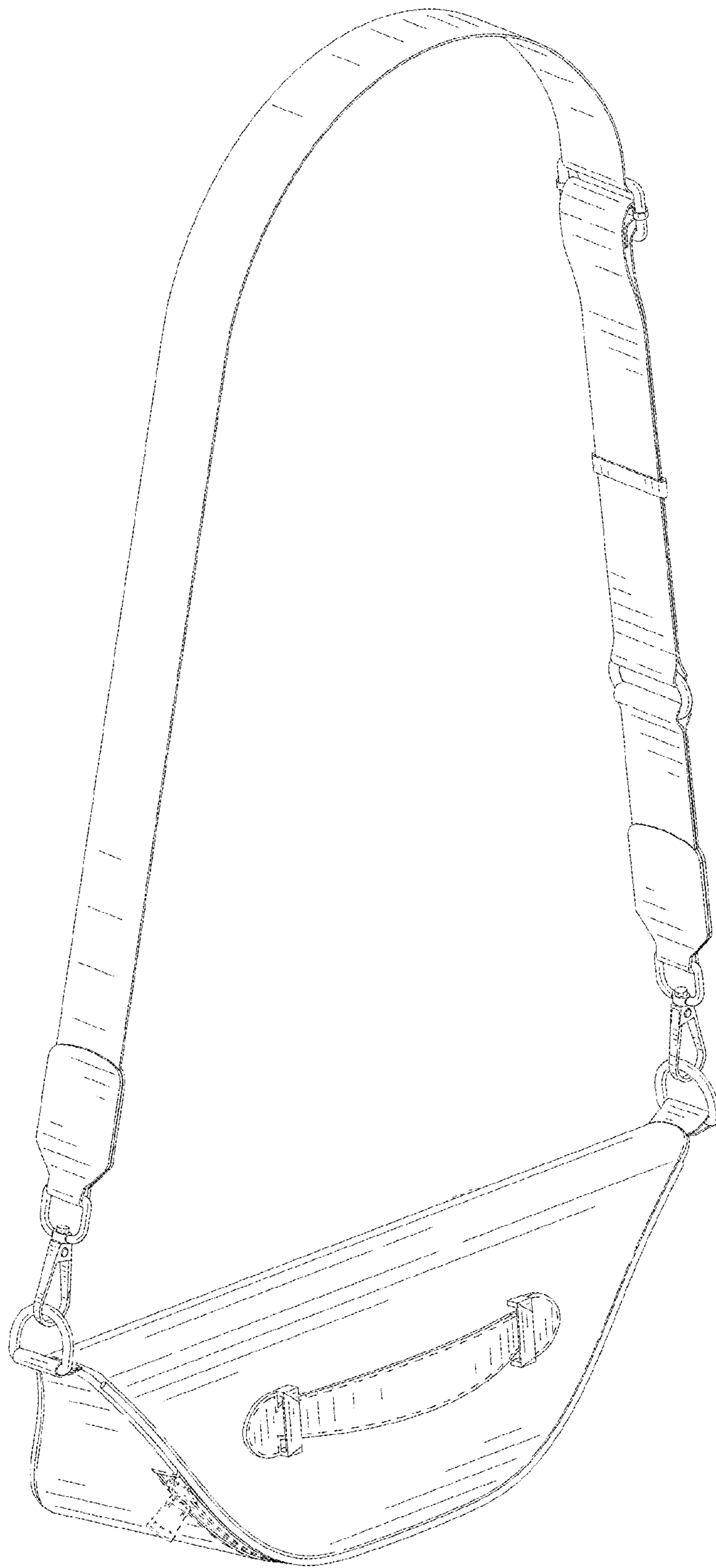


FIG. 1

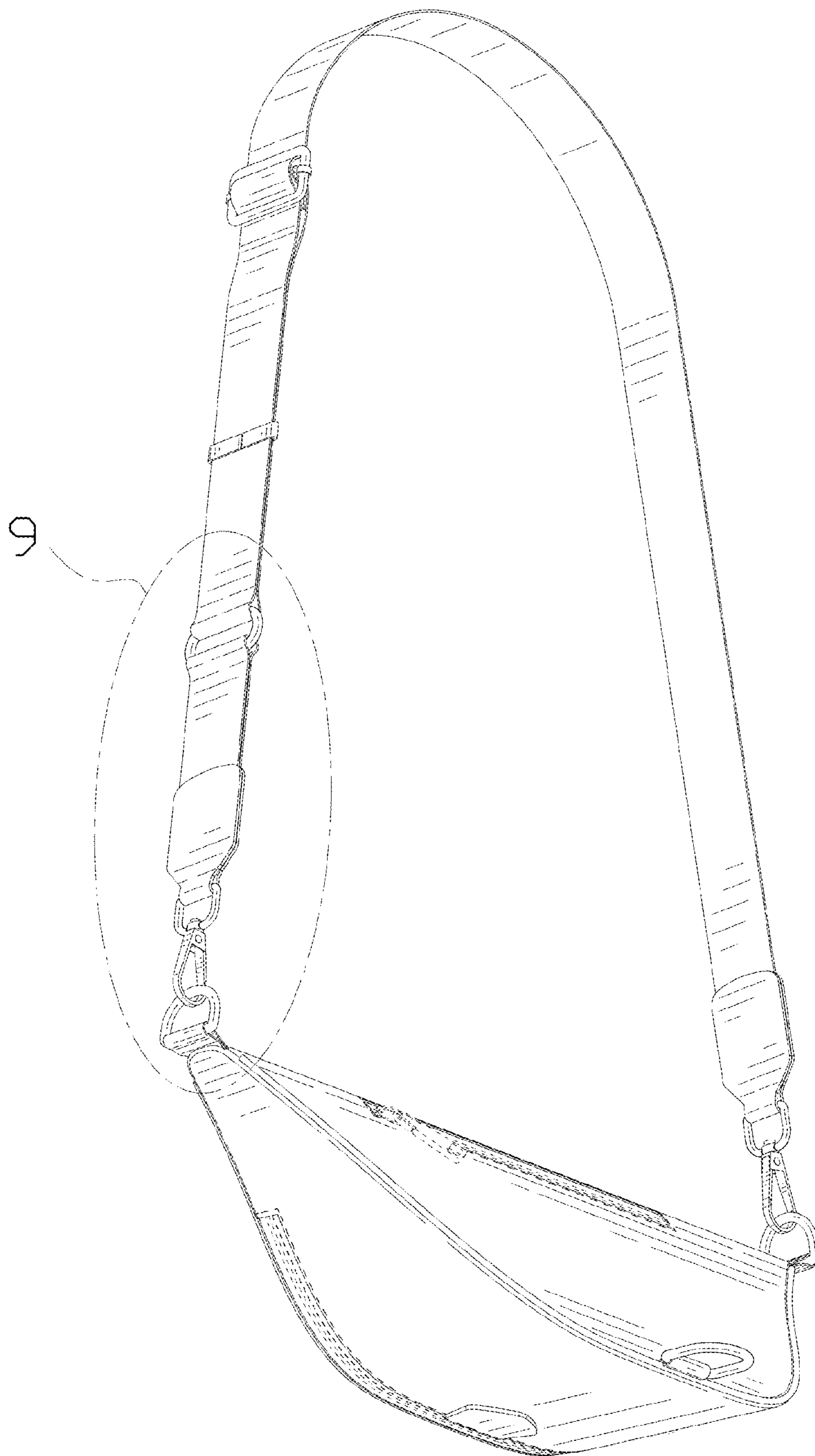


FIG. 2



FIG. 3



FIG. 4

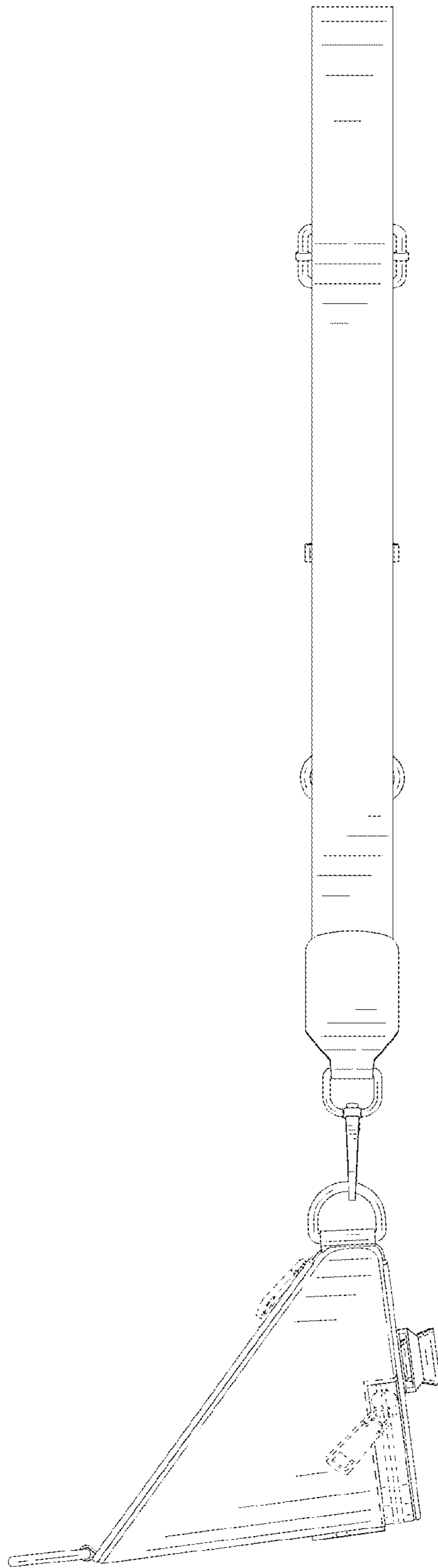


FIG. 5

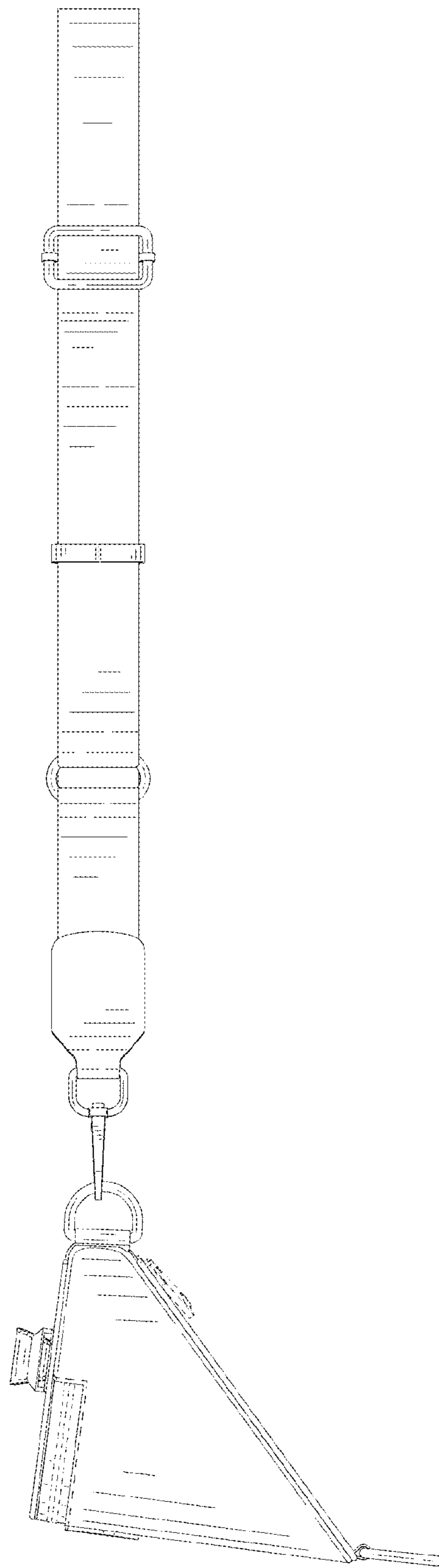


FIG. 6



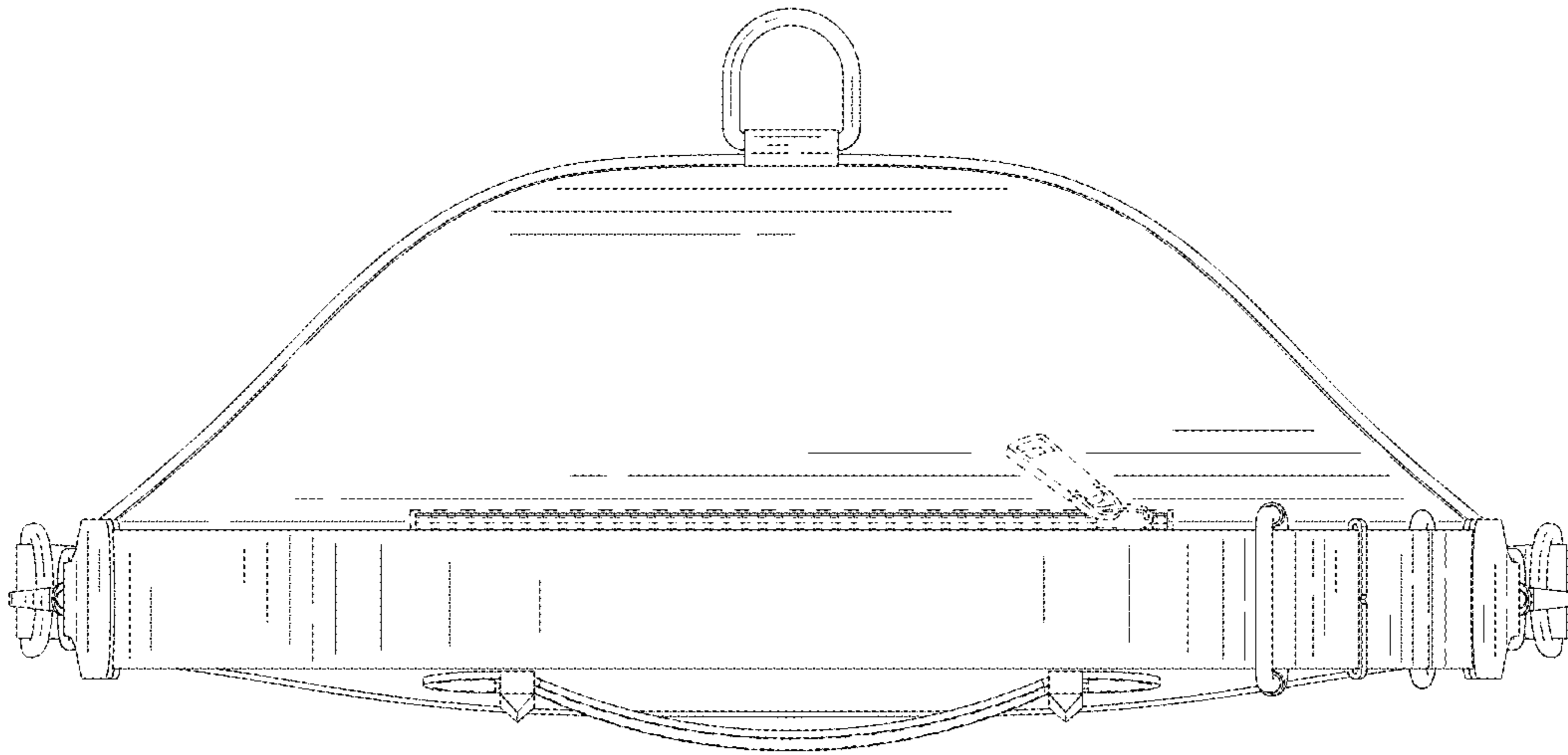


FIG. 7

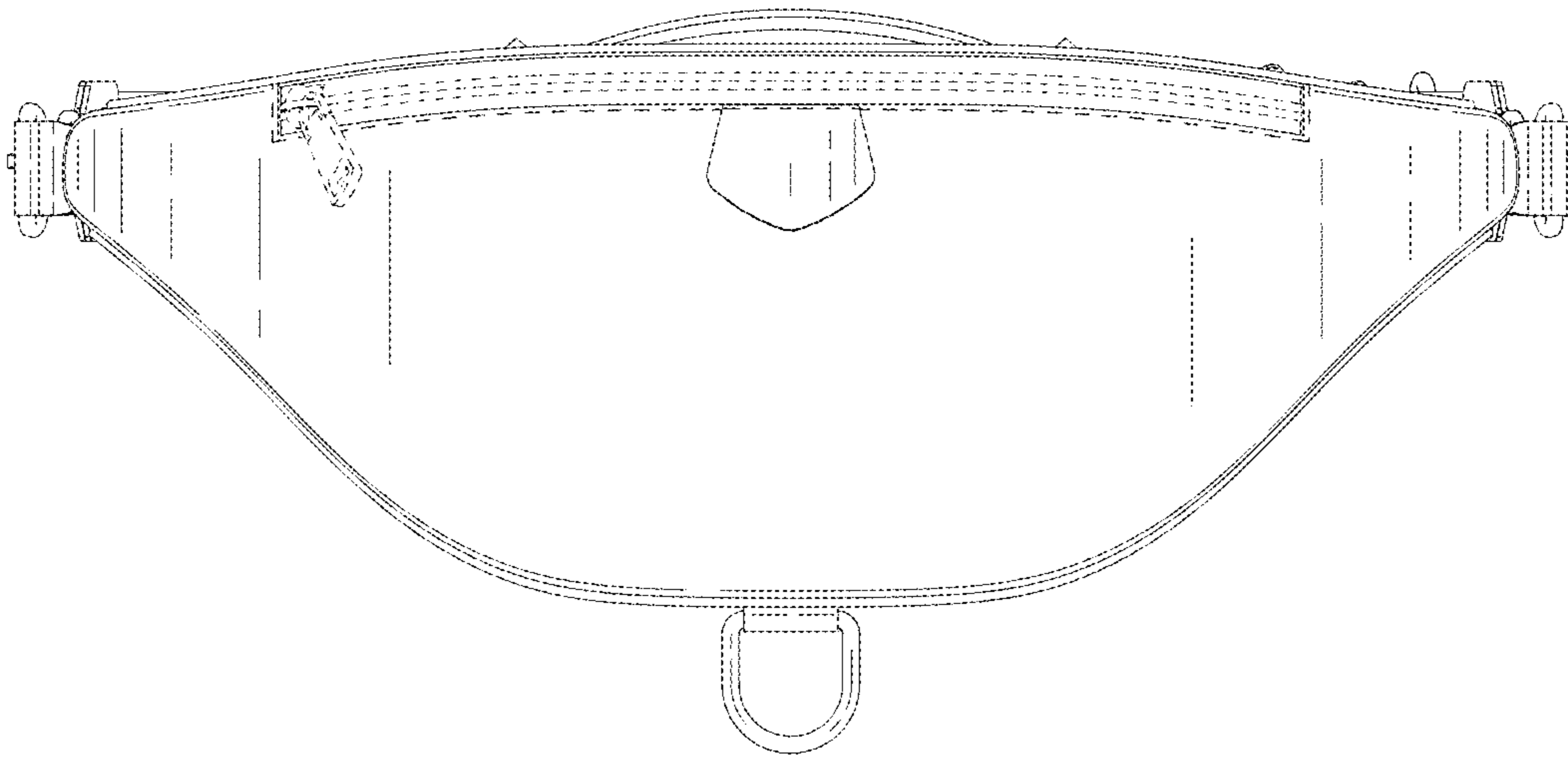


FIG. 8

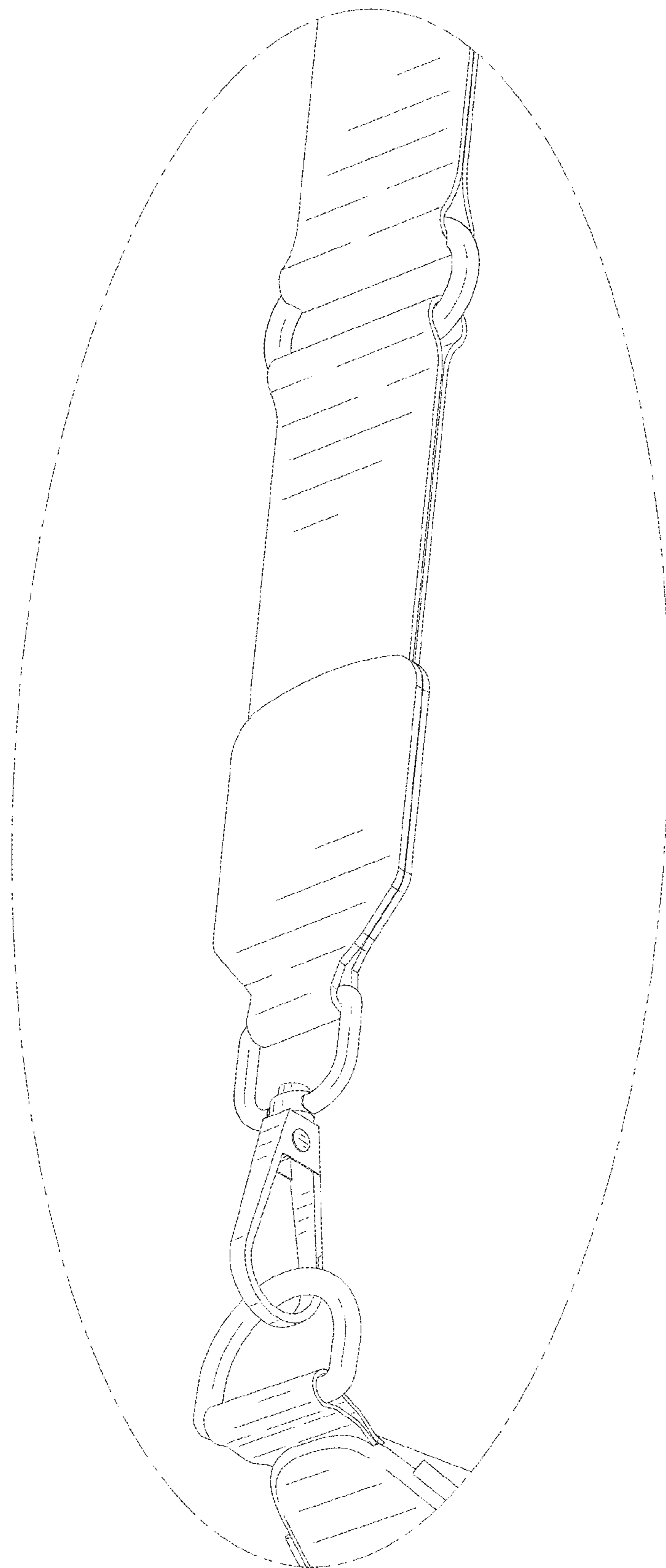


FIG. 9