



US00D985234S

(12) **United States Design Patent** (10) **Patent No.:** **US D985,234 S**  
**Millsap** (45) **Date of Patent:** **\*\* May 9, 2023**

(54) **TRENCH COAT WITH AN UMBRELLA POCKET**

(71) Applicant: **John Ishmael Millsap**, Cerritos, CA (US)

(72) Inventor: **John Ishmael Millsap**, Cerritos, CA (US)

(\*\*) Term: **15 Years**

(21) Appl. No.: **29/779,924**

(22) Filed: **Apr. 21, 2021**

(51) **LOC (14) Cl.** ..... **02-02**

(52) **U.S. Cl.**  
USPC ..... **D2/828**

(58) **Field of Classification Search**  
USPC ..... D2/828-831, 857  
CPC ..... A41D 1/02; A41D 27/20; A41D 27/201;  
A41D 3/00; A41D 3/04  
See application file for complete search history.

(56) **References Cited**

**U.S. PATENT DOCUMENTS**

2,501,162	A *	3/1950	De Grazia	.....	A41D 27/201 2/251
D698,528	S *	2/2014	Roberts	.....	D2/839
D749,298	S *	2/2016	Mertes	.....	D2/828
D913,640	S *	3/2021	Irvin	.....	D2/857
D931,576	S *	9/2021	Borgia	.....	D2/828
D960,518	S *	8/2022	Holder	.....	D2/828
2017/0099898	A1 *	4/2017	Pezzimenti	.....	A41B 9/00
2017/0172223	A1 *	6/2017	Hayes, Sr.	.....	A41D 27/20
2020/0367577	A1 *	11/2020	Lai	.....	A41D 27/08
2021/0329984	A1 *	10/2021	Arizmendi	.....	A41D 27/20
2022/0338573	A1 *	10/2022	Millsap	.....	A41D 27/208

**OTHER PUBLICATIONS**

Orolay Women's Single Breasted Trench Coat, posted Feb. 1, 2021 [online], (retrieved Dec. 12, 2022). Retrieved from the internet, [https://www.amazon.com/dp/B094X867BS/ref=sspa\\_dk\\_detail\\_2?psc=1&pd\\_rd\\_i=B094X867BS&pd\\_rd\\_w=MZkhn&content-id=amzn1.sym.bff6e147-5%E2%80%A6](https://www.amazon.com/dp/B094X867BS/ref=sspa_dk_detail_2?psc=1&pd_rd_i=B094X867BS&pd_rd_w=MZkhn&content-id=amzn1.sym.bff6e147-5%E2%80%A6) (Year: 2021).\*

\* cited by examiner

*Primary Examiner* — Kevin K Rudzinski

*Assistant Examiner* — J. Thorn, Sr.

(57) **CLAIM**

The ornamental design for a trench coat with an umbrella pocket, as shown and described.

**DESCRIPTION**

FIG. 1 is a top front perspective view of a trench coat with an umbrella pocket showing my new design;  
FIG. 2 is a bottom rear perspective view thereof;  
FIG. 3 is a left elevational view thereof;  
FIG. 4 is a right elevational view thereof;  
FIG. 5 is a top plan view thereof;  
FIG. 6 is a bottom plan view thereof;  
FIG. 7 is a front elevational view thereof;  
FIG. 8 is a back elevational view thereof; and,  
FIG. 9 is a top front perspective view thereof, showing the trench coat storing an umbrella.  
The broken line showing an umbrella in FIG. 9 is included for the purpose of illustrating environmental structure and forms no part of the claimed design.

**1 Claim, 9 Drawing Sheets**





FIG. 1



FIG. 2




FIG. 3




FIG. 4




FIG. 5

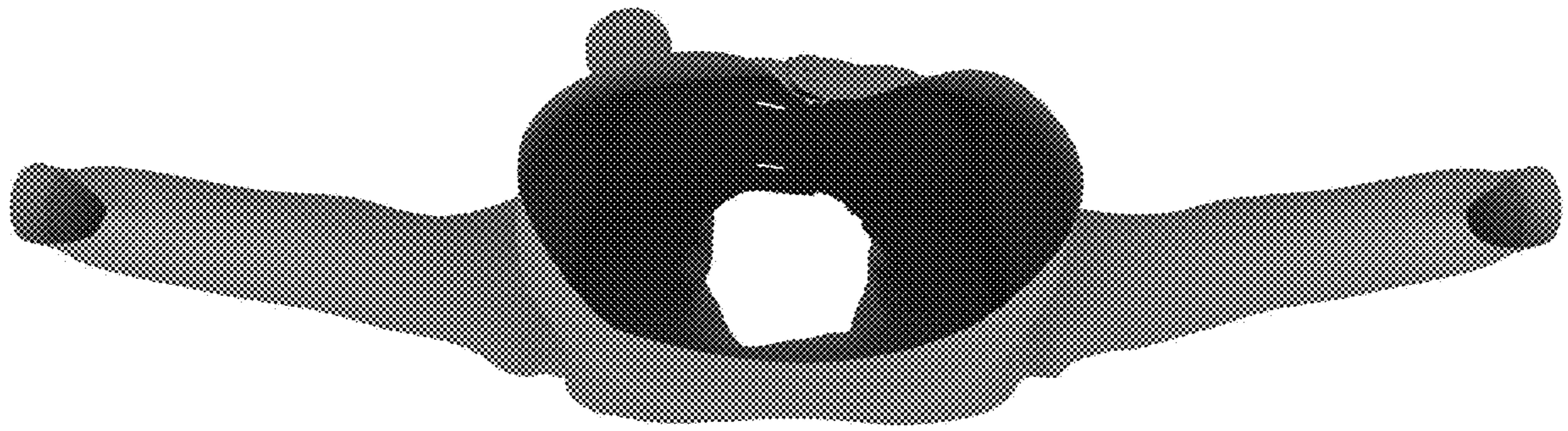


FIG. 6



FIG. 7





FIG. 8



FIG. 9