



US00D985217S

(12) **United States Design Patent** (10) **Patent No.:** **US D985,217 S**
Blake et al. (45) **Date of Patent:** **** May 2, 2023**

(54) **DOG BALANCE PLATFORM**
(71) Applicant: **Blue-9, LLC**, Maquoketa, IA (US)
(72) Inventors: **David Blake**, Maquoketa, IA (US);
Jamie Jerusa Popper, Maquoketa, IA (US)
(73) Assignee: **Blue-9, LLC**, Maquoketa, IA (US)
(**) Term: **15 Years**
(21) Appl. No.: **29/770,938**
(22) Filed: **Feb. 18, 2021**
(51) **LOC (14) Cl.** **30-99**
(52) **U.S. Cl.**
USPC **D30/160**
(58) **Field of Classification Search**
USPC D30/118, 119, 160, 199; D21/826, 671,
D21/686, 694, 695, 673, 679
CPC A01K 15/027; A63B 2023/0411; A63B
23/0458; A63B 2208/0204
See application file for complete search history.

D824,114 S * 7/2018 Couse D30/119
D824,115 S * 7/2018 Couse D30/119
D824,116 S * 7/2018 Couse D30/119
D824,117 S * 7/2018 Couse D30/119

(Continued)

FOREIGN PATENT DOCUMENTS

GB 2568472 A 5/2019

OTHER PUBLICATIONS

Blue-9 Propel Air Platform Kit, posted at amazon.com, earliest date available Oct. 1, 2021, [online], acquired on Feb. 23, 2023, Available on internet. url:https://www.amazon.com/Blue-9-Conditioning-Equipment-Accessories-Professionally/dp/B09HR33YFZ?th=1 (Year: 2021).*

Primary Examiner — Samantha Wood

Assistant Examiner — Aula Soroush

(74) *Attorney, Agent, or Firm* — Woodard, Emhardt, Henry, Reeves & Wagner, LLP

(57) **CLAIM**

The ornamental design for a dog balance platform, as shown and described.

(56) **References Cited**

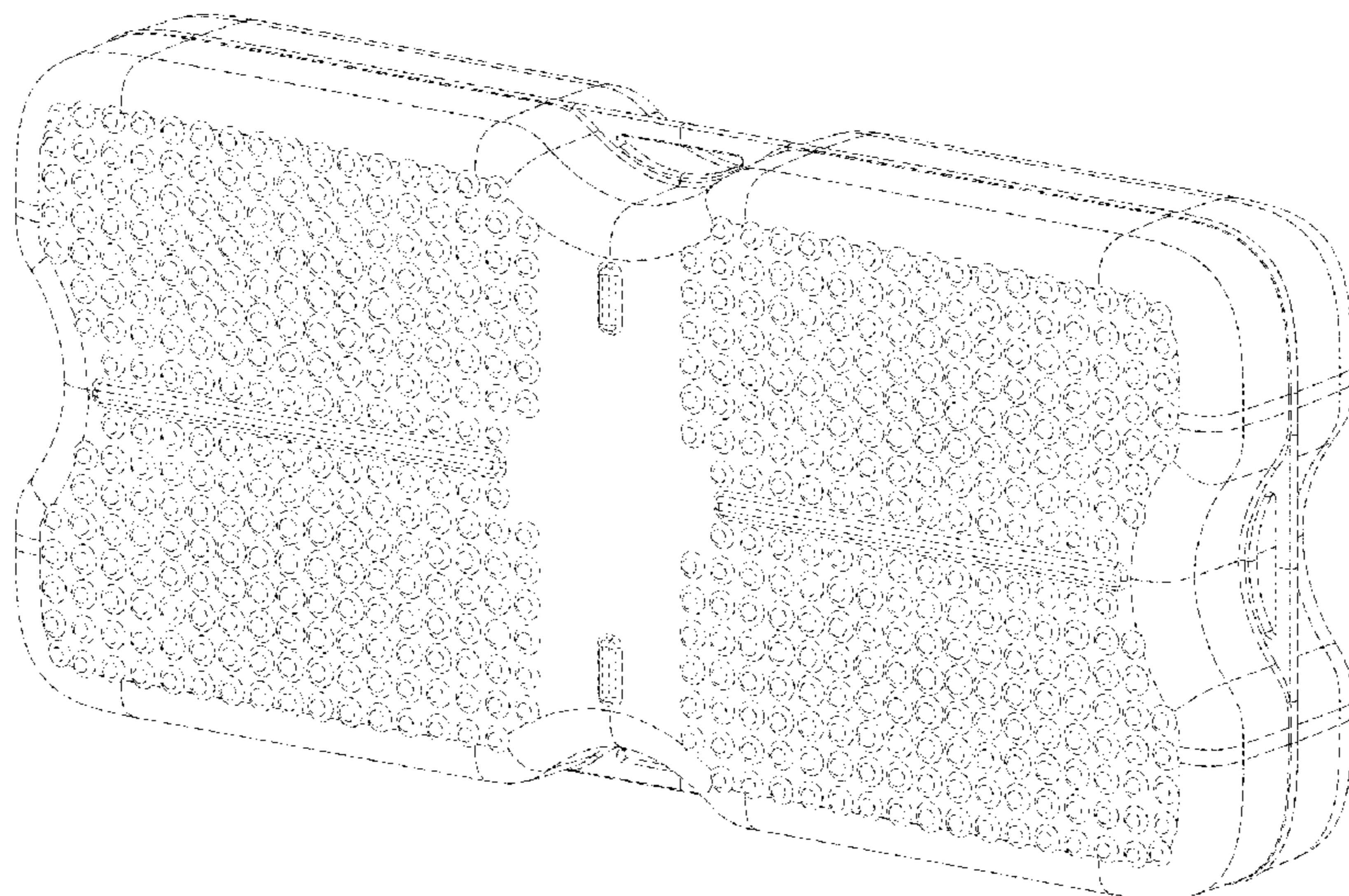
U.S. PATENT DOCUMENTS

3,781,931 A 1/1974 Knickerbocker
D275,302 S 8/1984 Rotella
D337,362 S * 7/1993 Goldstein D21/671
D339,179 S * 9/1993 Wilkinson D6/350
5,290,210 A * 3/1994 Hand A63B 23/0458
482/51
D353,636 S * 12/1994 Le Roux D25/65
5,441,466 A * 8/1995 Piaget A63B 21/0085
297/DIG. 8
8,052,587 B1 11/2011 Wu
8,360,943 B2 1/2013 Smith
D680,599 S * 4/2013 Orenstein D21/671
D681,138 S * 4/2013 Hodgkins D21/686
D740,500 S 10/2015 Wickens
9,724,586 B2 8/2017 Smith
D800,973 S * 10/2017 Jakubowski D30/199
D804,590 S * 12/2017 Hillson D21/671

DESCRIPTION

FIG. 1 is a top right perspective view of the dog balance platform showing my new design;
FIG. 2 is a bottom right perspective view thereof;
FIG. 3 is a bottom left perspective view thereof;
FIG. 4 is a top plan view thereof;
FIG. 5 is a front view thereof;
FIG. 6 is a right view thereof;
FIG. 7 is a left view thereof;
FIG. 8 is a bottom view thereof; and,
FIG. 9 is a back view thereof.
The broken lines illustrate portions of the dog balance platform and form no part of the claimed design.

1 Claim, 6 Drawing Sheets



(56)

References Cited

U.S. PATENT DOCUMENTS

D834,768	S	*	11/2018	Sarver	D30/160
D861,994	S	*	10/2019	MacNeil	D30/119
D864,493	S	*	10/2019	MacNeil	D30/119
D894,504	S	*	8/2020	Ryan	D30/160
D930,285	S	*	9/2021	Sarver	A01K 15/027
						D30/160
D968,729	S	*	11/2022	Chen	D30/199
D969,242	S	*	11/2022	Ehrenreich	D21/671
D978,446	S	*	2/2023	Wendling	D30/121
2012/0202652	A1	*	8/2012	Ross	A63B 23/0458
						482/52
2012/0208678	A1	*	8/2012	Knilans	A63B 23/0458
						482/52
2017/0043199	A1		2/2017	Lin		

* cited by examiner

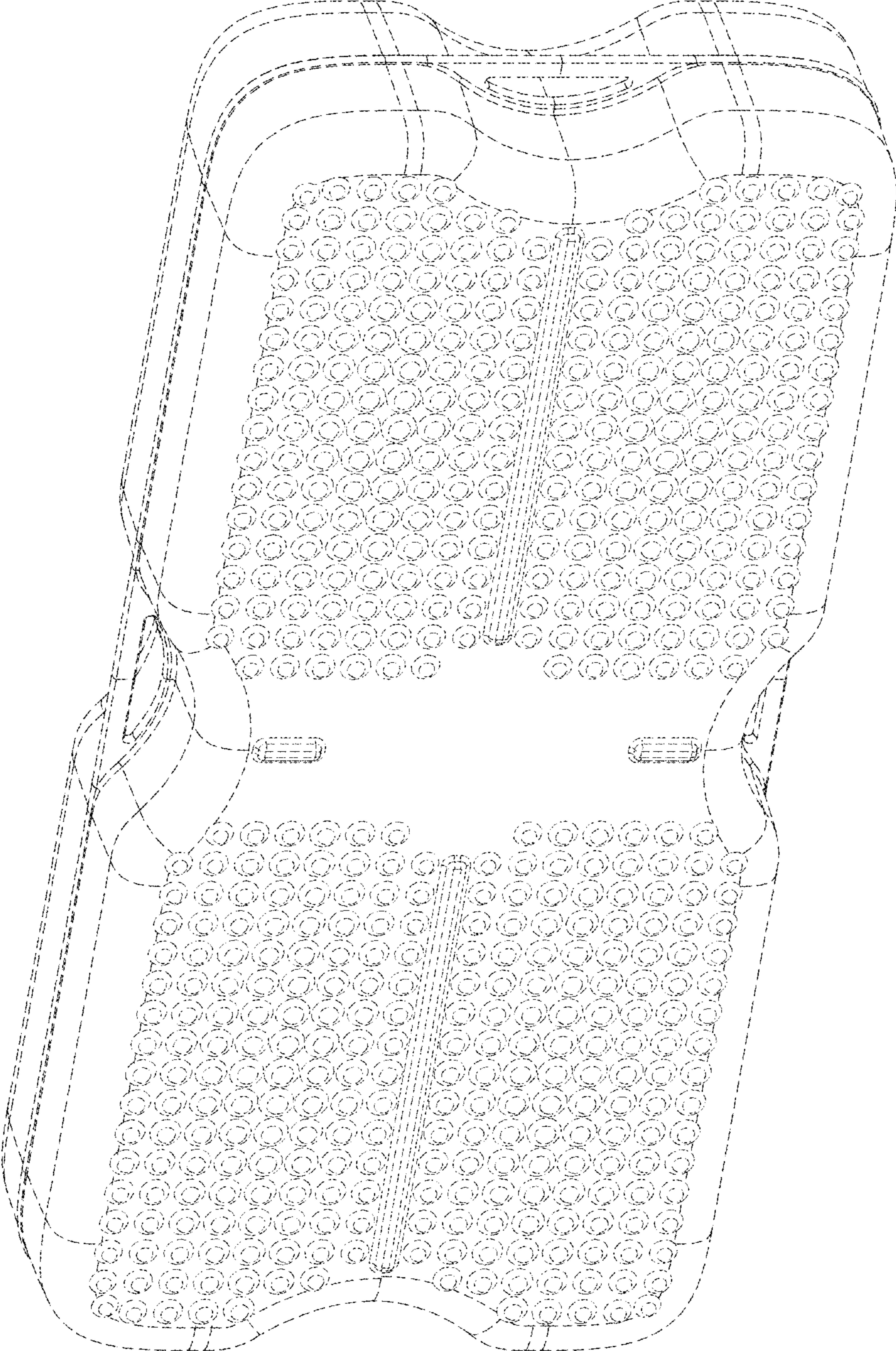


Fig. 1

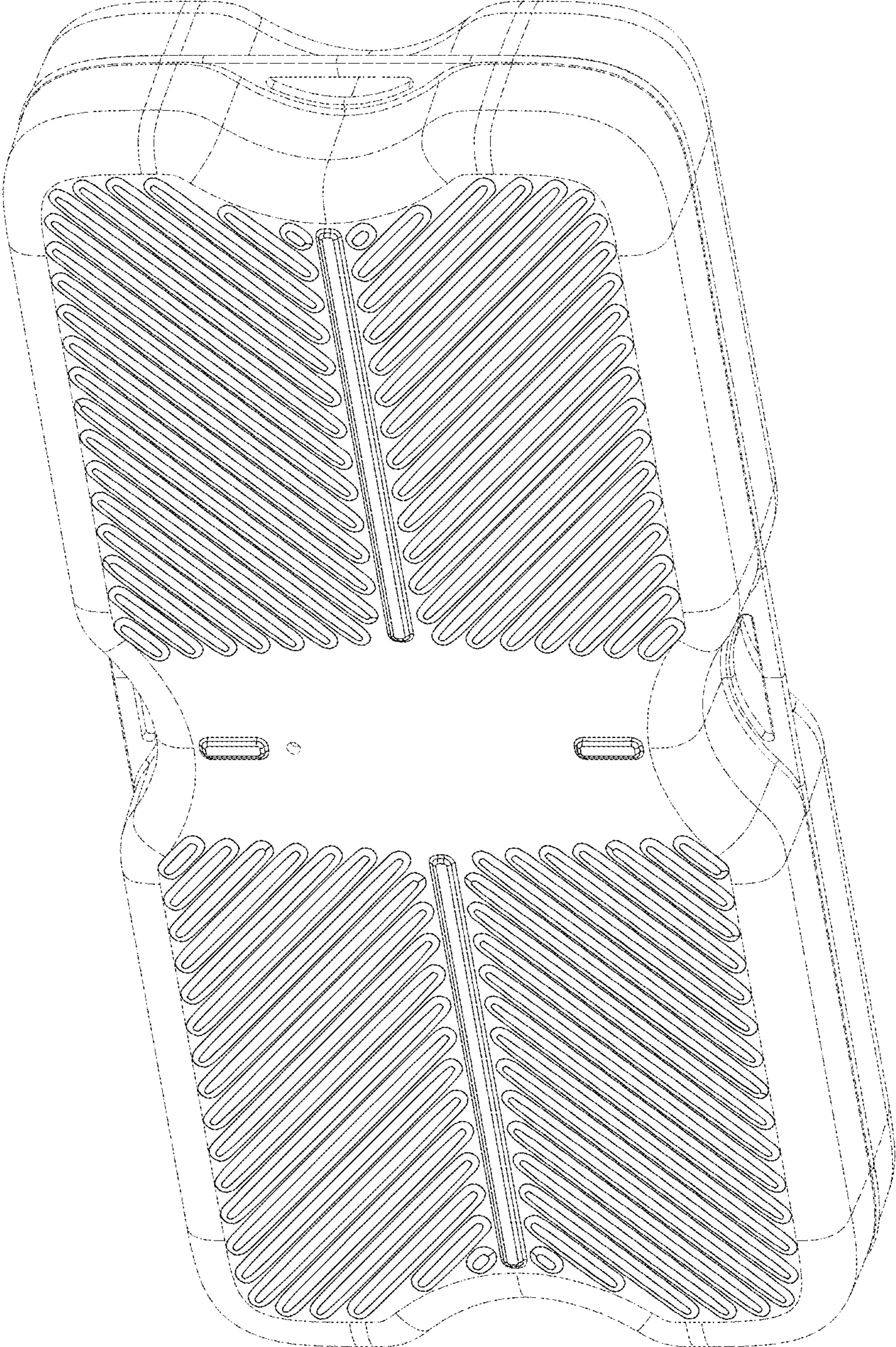


Fig. 2

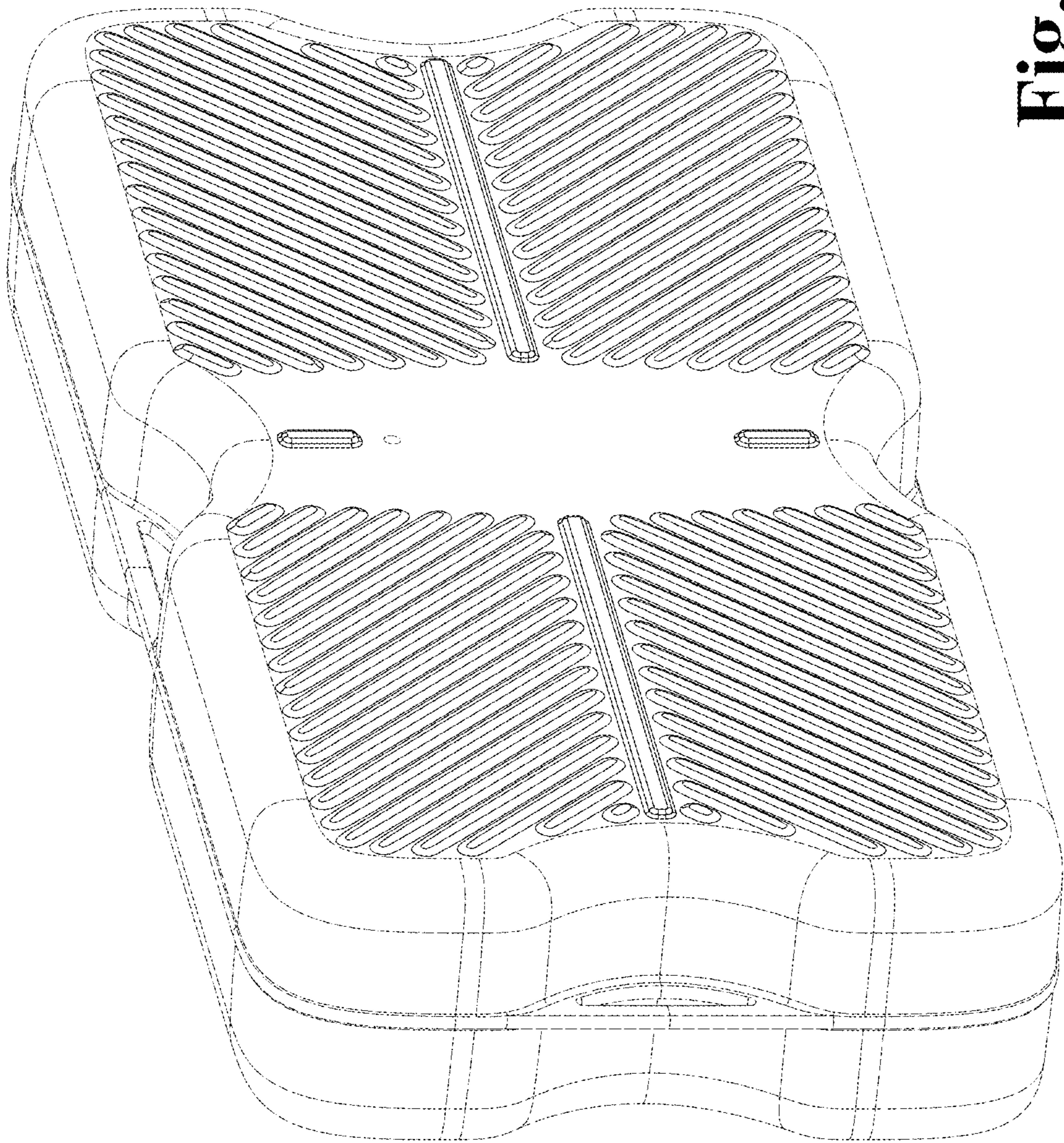


Fig. 3

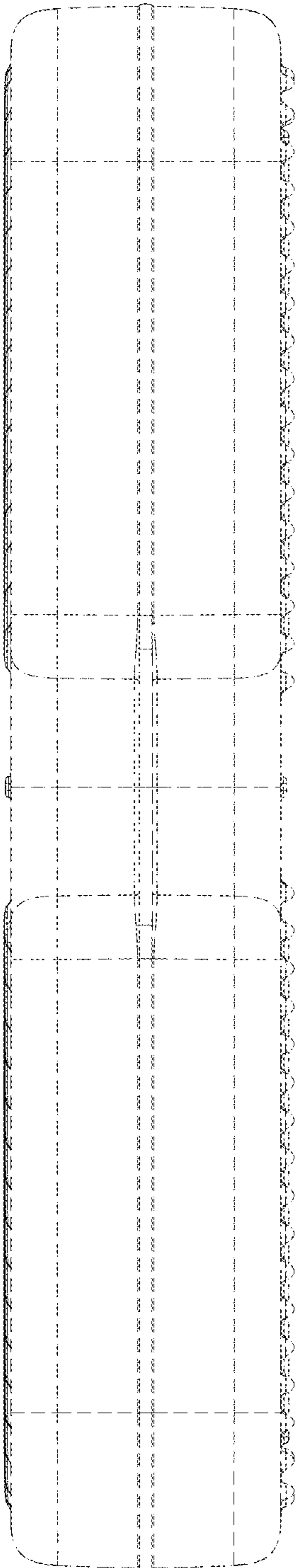


Fig. 5

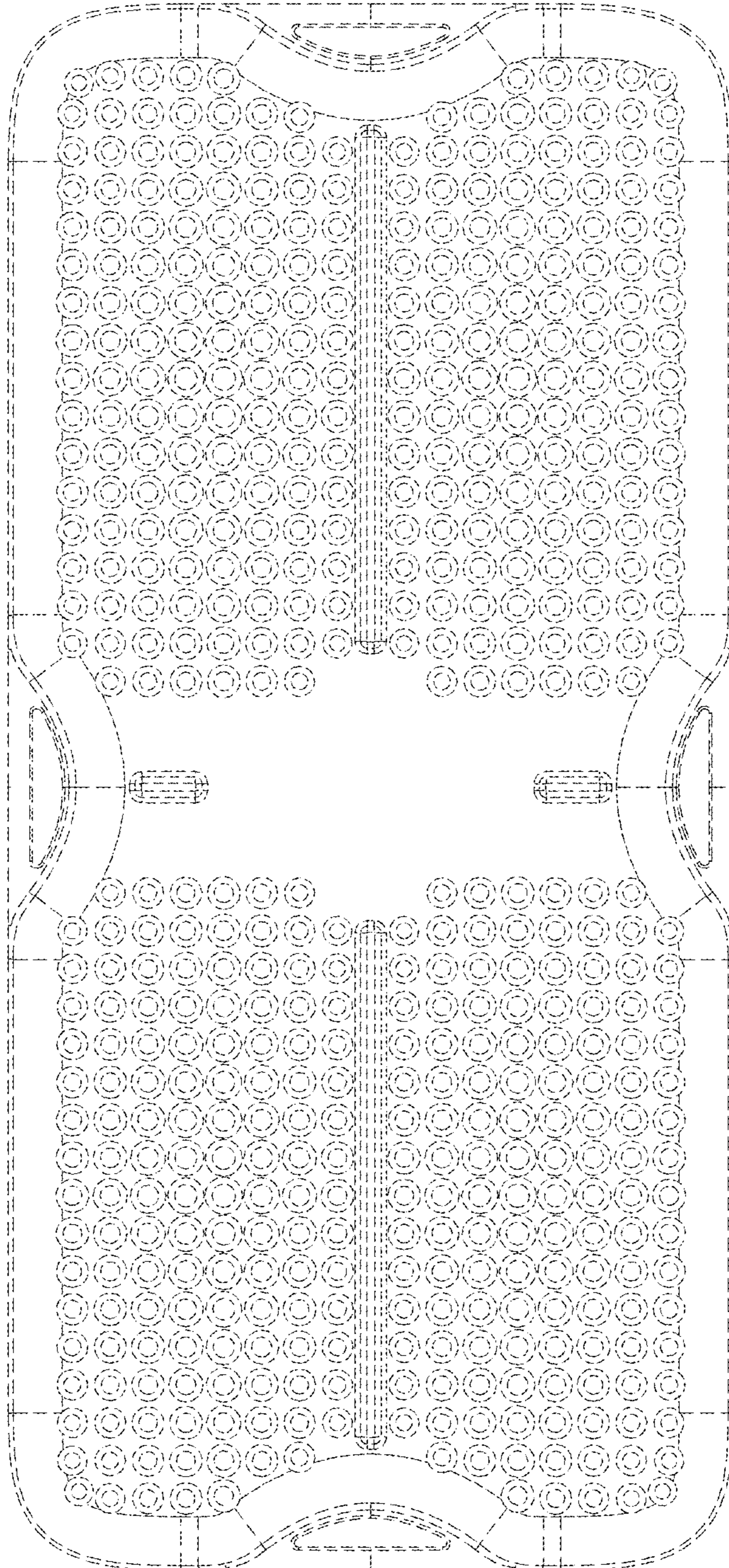


Fig. 4

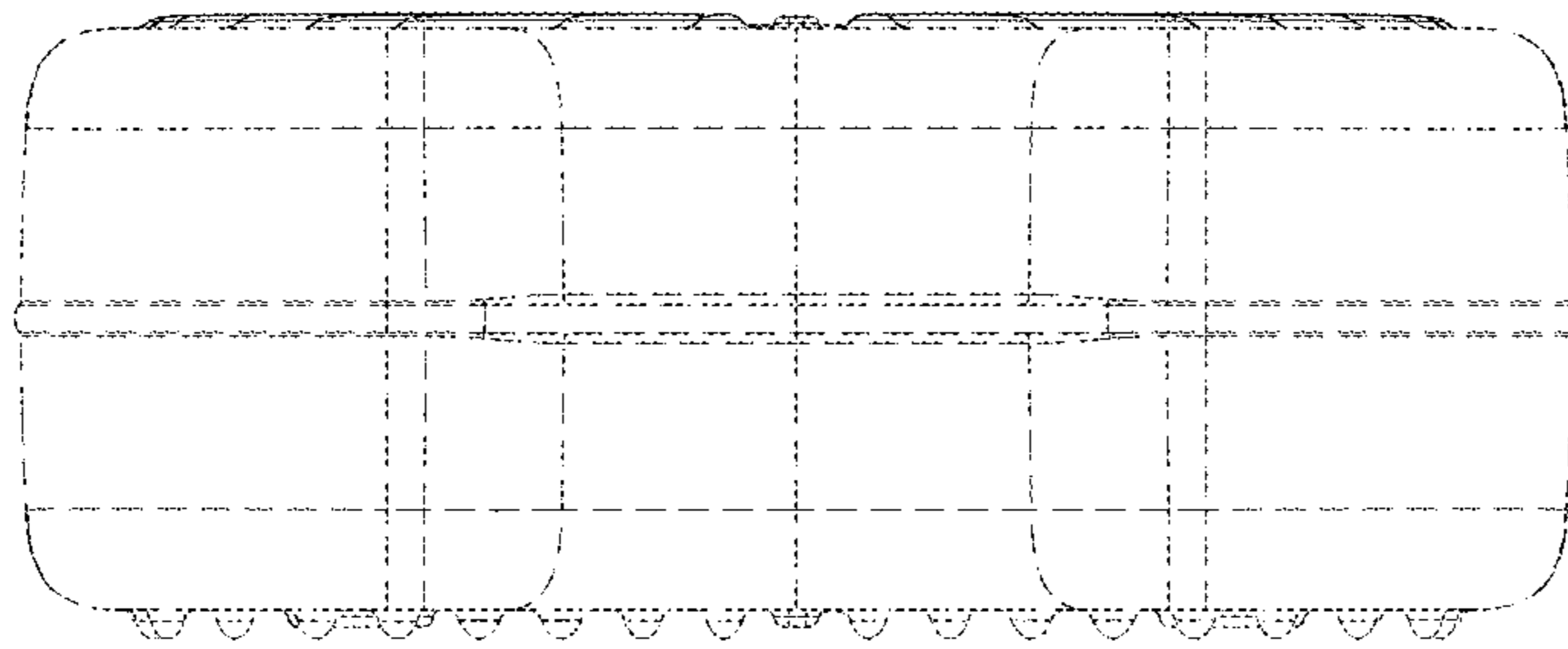


Fig. 6

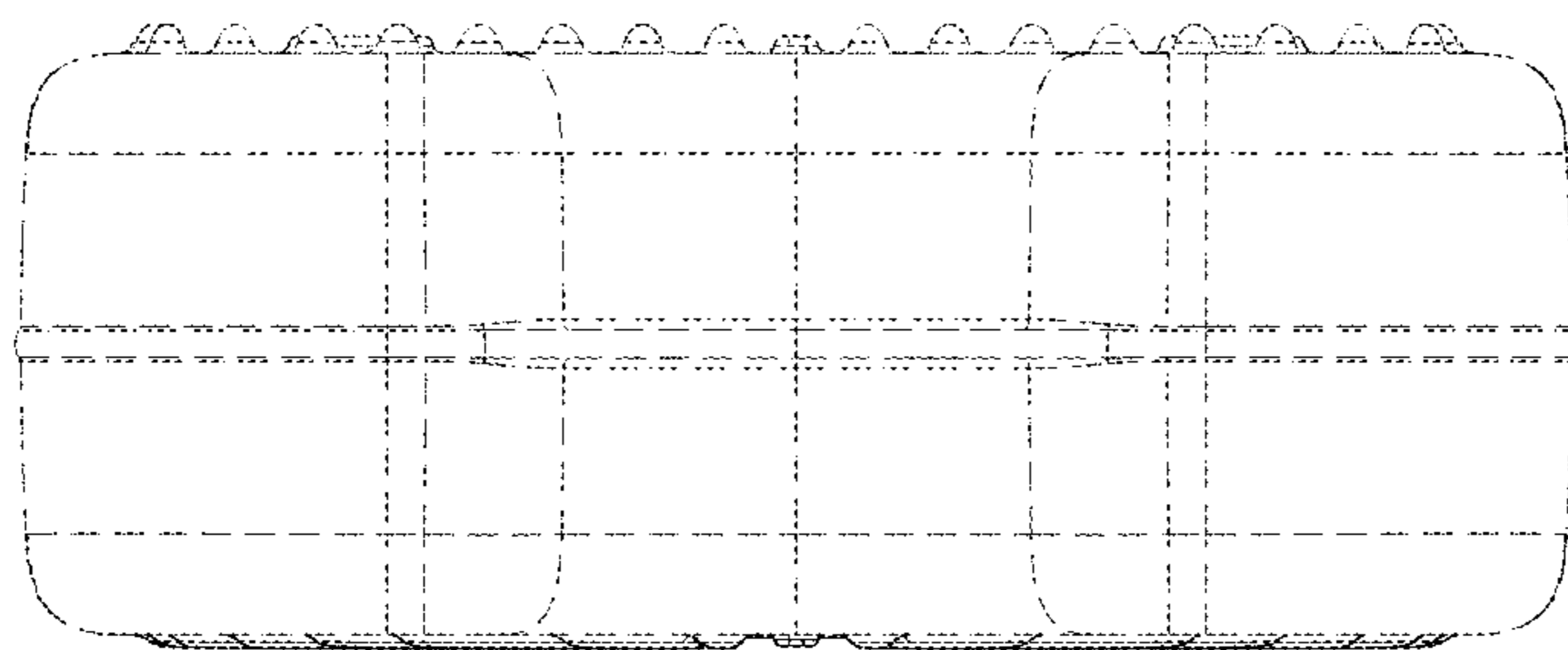


Fig. 7

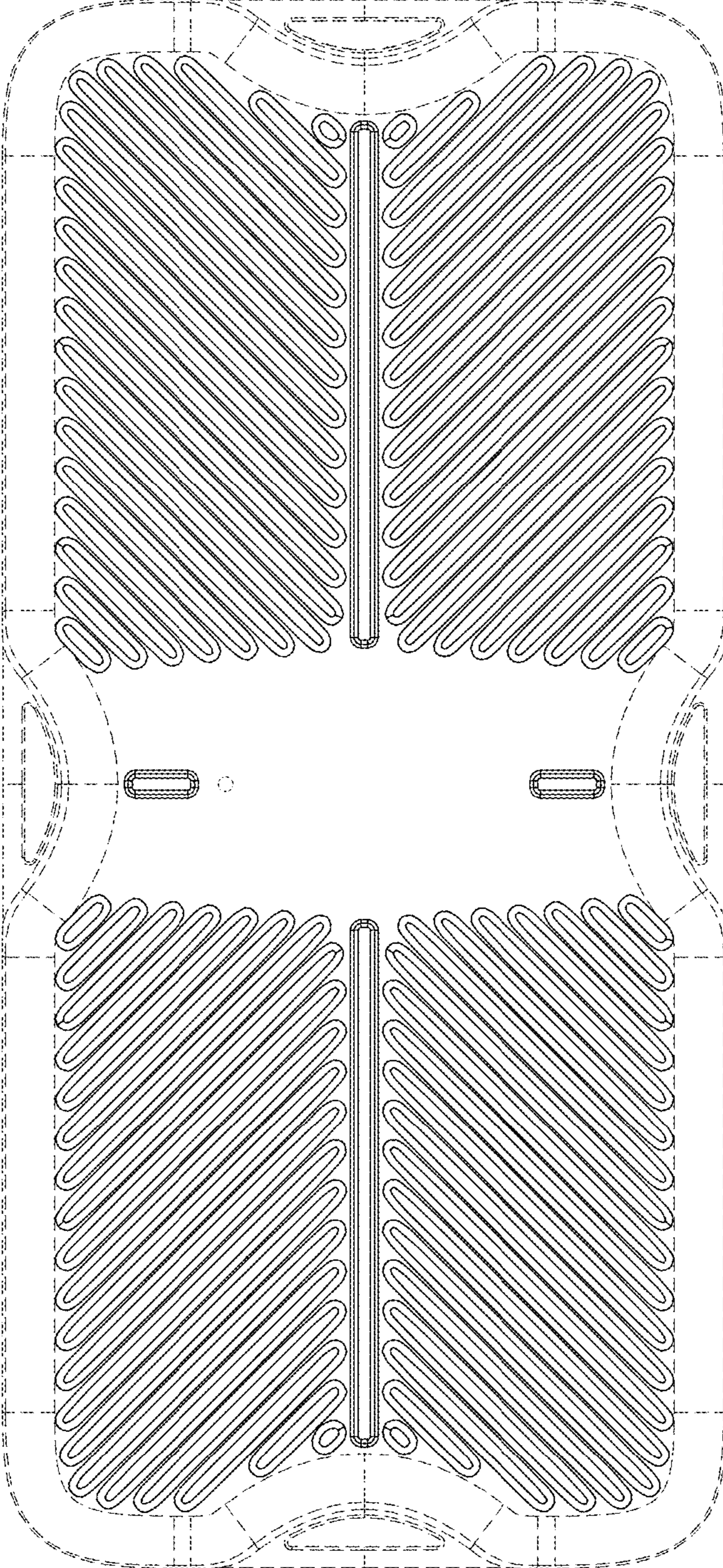


Fig. 8

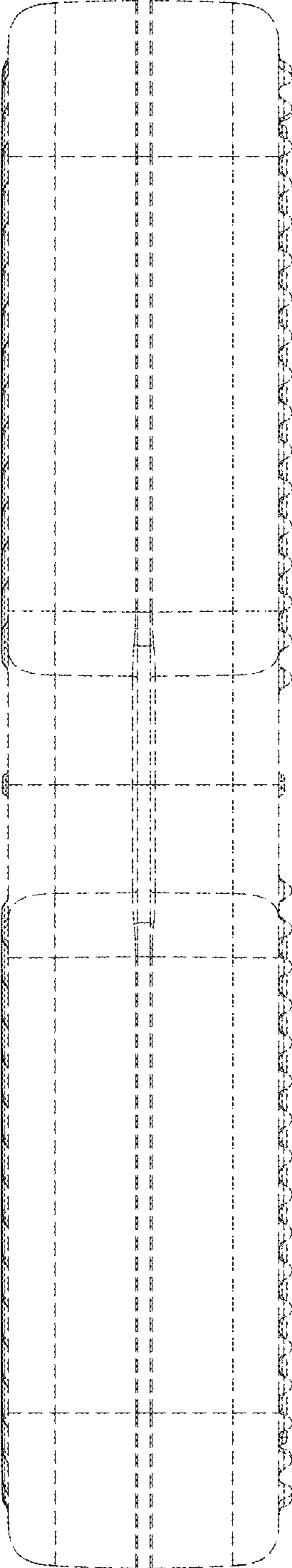


Fig. 9