



US00D985150S

(12) **United States Design Patent** (10) **Patent No.:** **US D985,150 S**  
**Entwistle** (45) **Date of Patent:** **\*\* May 2, 2023**

(54) **FRAME SECTION**

(71) Applicant: **Urban Technologies Limited**, St. Albans (GB)  
(72) Inventor: **Michael Entwistle**, St. Albans (GB)  
(73) Assignee: **URBEN TECHNOLOGIES LIMITED**, St Albans (GB)

D730,276 S \* 5/2015 Wang ..... D13/102  
D731,677 S \* 6/2015 Bernier ..... D25/125  
D732,702 S \* 6/2015 Gallien ..... D25/123  
D740,968 S \* 10/2015 Stanfill ..... D25/119  
D745,192 S \* 12/2015 Suciu ..... D25/119  
D795,457 S \* 8/2017 Marshall ..... D25/125  
D795,458 S \* 8/2017 Marshall ..... D25/125  
D795,464 S \* 8/2017 Marshall ..... D25/125  
D799,720 S \* 10/2017 Tress ..... D25/119

(Continued)

(\*\*) Term: **15 Years**  
(21) Appl. No.: **29/765,360**  
(22) Filed: **Jan. 7, 2021**

**FOREIGN PATENT DOCUMENTS**

GB 9008049621-0001 \* 7/2020

*Primary Examiner* — T Chase Nelson  
*Assistant Examiner* — Sydney Margaret Parsley  
(74) *Attorney, Agent, or Firm* — Withrow & Terranova, P.L.L.C.; Vincent K. Gustafson

(30) **Foreign Application Priority Data**

Jul. 24, 2020 (EM) ..... 008049621-0001

(51) **LOC (14) Cl.** ..... **25-01**  
(52) **U.S. Cl.**  
USPC ..... **D25/125; D25/119**

(57) **CLAIM**

The ornamental design for a frame section, as shown and described.

(58) **Field of Classification Search**  
USPC ..... D25/60, 119, 121, 125, 138, 139, 140, D25/141, 163; D8/349, 353, 354  
CPC .... E05D 1/00; E05D 1/02; E05D 1/06; E05D 5/0215; E05D 5/0223; E05D 7/00; E05D 7/009; H02J 7/02; H02J 7/35; H02J 7/355; H02J 7/007; H02S 20/26; Y02E 10/50; Y02E 10/52; Y02E 10/544  
See application file for complete search history.

**DESCRIPTION**

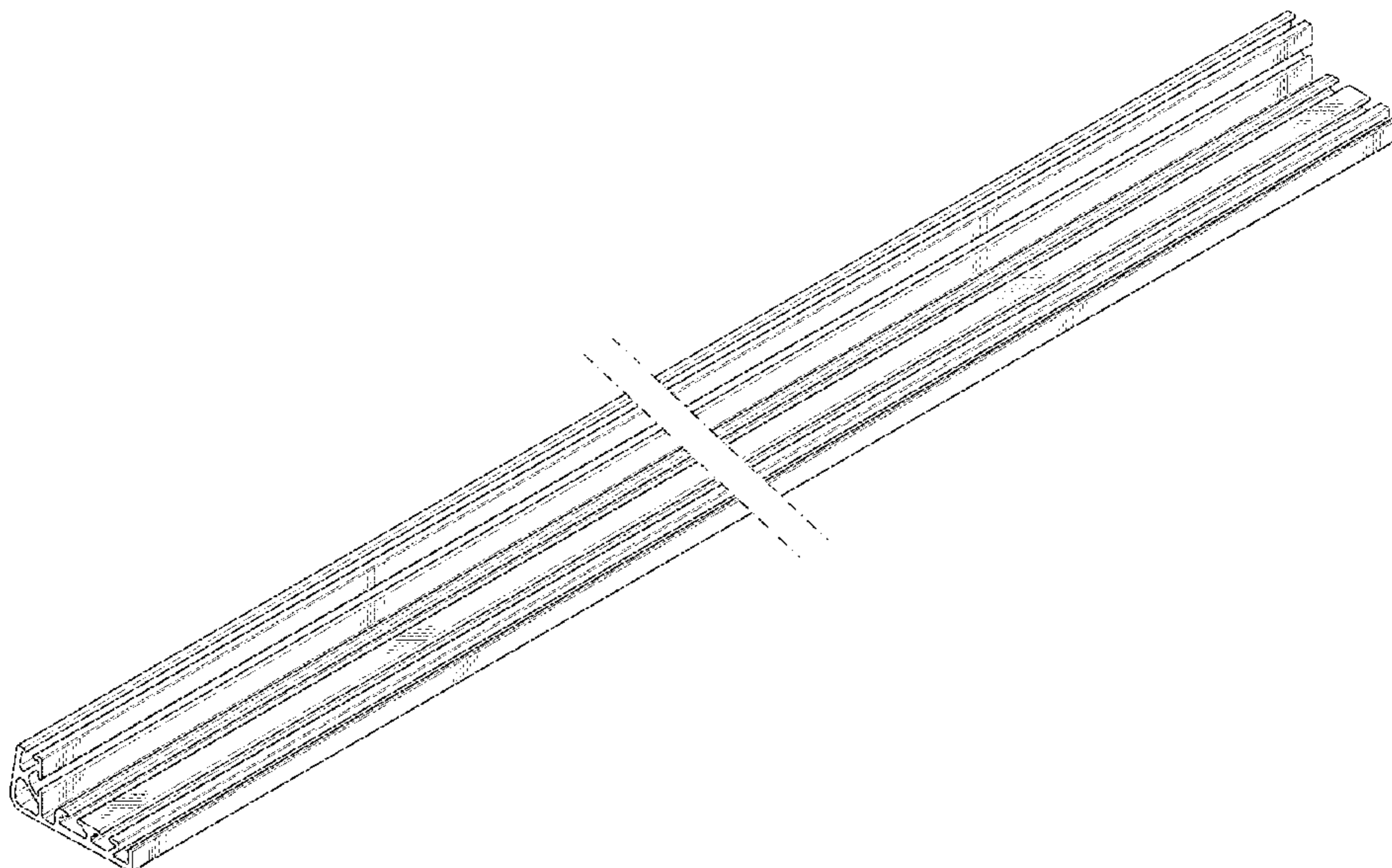
FIG. 1 is a perspective view of a frame section according to the invention.  
FIG. 2 is a top plan view of the frame section of FIG. 1.  
FIG. 3 is a bottom plan view of the frame section of FIG. 1.  
FIG. 4 is a rear elevational view of the frame section of FIG. 1.  
FIG. 5 is a front elevational view of the frame section of FIG. 1.  
FIG. 6 is a left side elevational view of the frame section of FIG. 1; and,  
FIG. 7 is a right side elevational view of the frame section of FIG. 1.  
The frame section is shown with a symbolic break in its length. The appearance of any portion of the article between the break lines forms no part of the claimed design.

(56) **References Cited**

**U.S. PATENT DOCUMENTS**

D374,489 S \* 10/1996 Pollard ..... D25/124  
D608,465 S \* 1/2010 Franson ..... D25/124  
D608,467 S \* 1/2010 Franson ..... D25/124  
D621,961 S \* 8/2010 Gardner ..... D25/119  
D626,839 S \* 11/2010 Gross ..... D25/119  
D638,958 S \* 5/2011 Van Camp ..... D25/119  
D680,232 S \* 4/2013 Elizarraras ..... D25/55

**1 Claim, 6 Drawing Sheets**



*Entwistle*

(56)

## References Cited

## U.S. PATENT DOCUMENTS

D814,054	S	*	3/2018	Ewoldt	.....	D25/119
D822,228	S	*	7/2018	Wang	.....	D25/119
D824,045	S	*	7/2018	Singh	.....	D25/119
D829,348	S	*	9/2018	Hynek	.....	D25/119
D831,855	S	*	10/2018	Hynek	.....	D25/119
D843,600	S	*	3/2019	Schmidt	.....	D25/126
D858,721	S	*	9/2019	Gori	.....	D25/119
D859,140	S	*	9/2019	Kovacs	.....	D8/499
D859,610	S	*	9/2019	Gori	.....	D25/119
D872,884	S	*	1/2020	Carter	.....	D25/119
D875,222	S	*	2/2020	Gori	.....	D25/119
D875,898	S	*	2/2020	Gori	.....	D25/119
D888,285	S	*	6/2020	Baltz, Jr.	.....	D25/55
D893,051	S	*	8/2020	Baltz, Jr.	.....	D25/102
D896,993	S	*	9/2020	Baltz, Jr.	.....	D25/164
D903,147	S	*	11/2020	Matthesen	.....	D25/126
D905,290	S	*	12/2020	Jo	.....	D25/124
D920,769	S	*	6/2021	Kovacs	.....	D25/164
D923,761	S	*	6/2021	Hunter	.....	D25/119
D928,346	S	*	8/2021	Cube	.....	D25/126
D935,057	S	*	11/2021	Bilge	.....	D25/119
D935,059	S	*	11/2021	Bilge	.....	D25/121
D935,060	S	*	11/2021	Bilge	.....	D25/121
D940,353	S	*	1/2022	Jung	.....	D25/119
D948,080	S	*	4/2022	Hewitt	.....	D25/131
D958,414	S	*	7/2022	Reid	.....	D25/119
D959,031	S	*	7/2022	Wagner	.....	D25/199
2020/0395885	A1	*	12/2020	Janowski	.....	H02S 20/26

\* cited by examiner



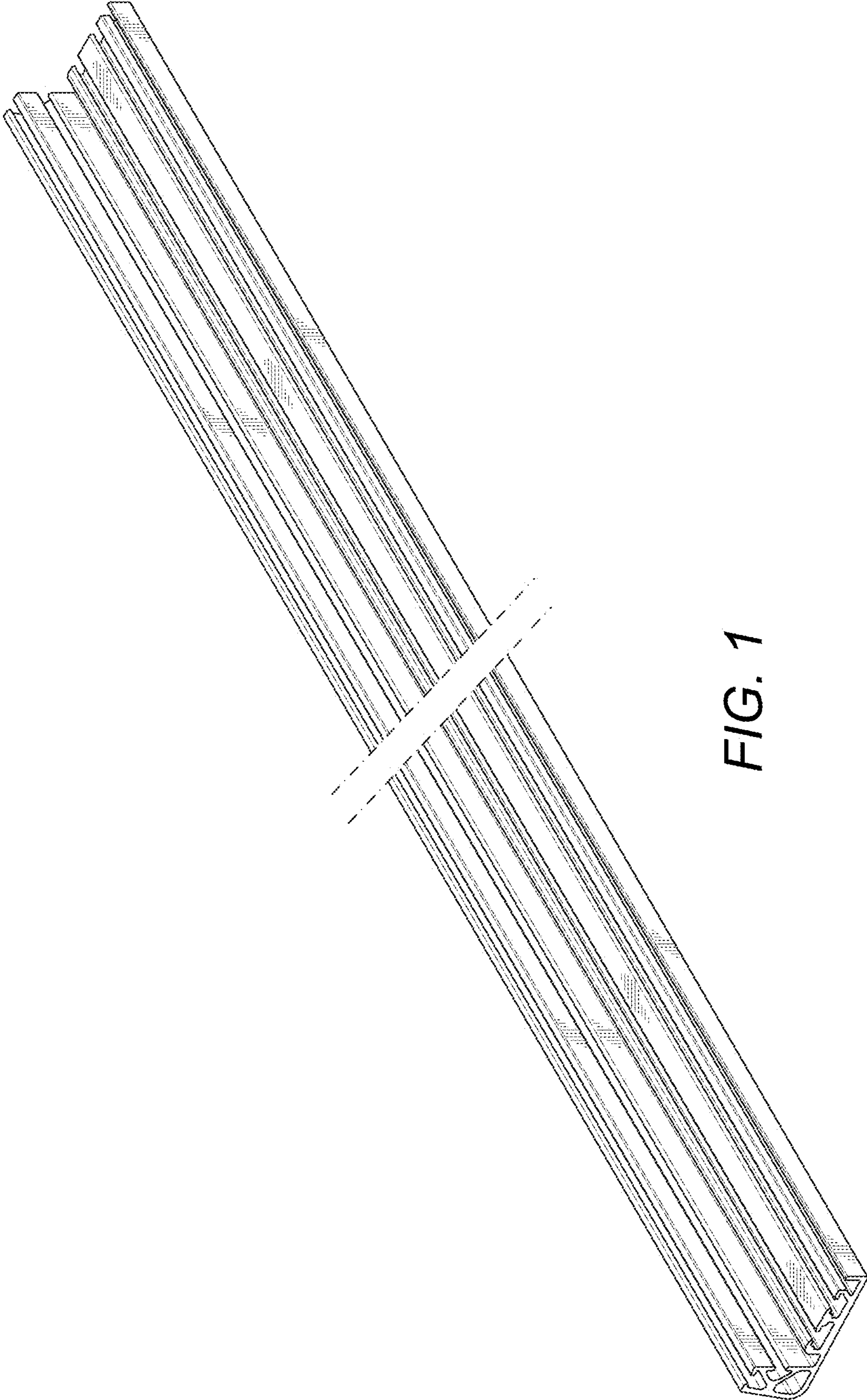


FIG. 1

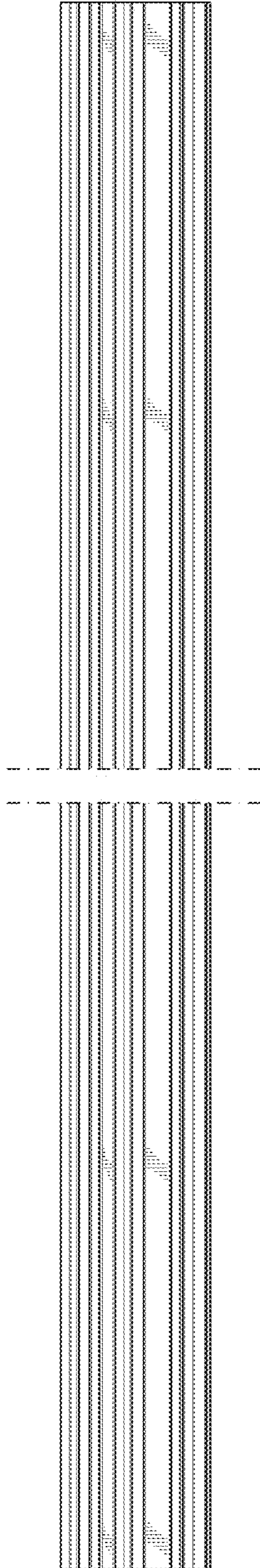


FIG. 2




FIG. 3

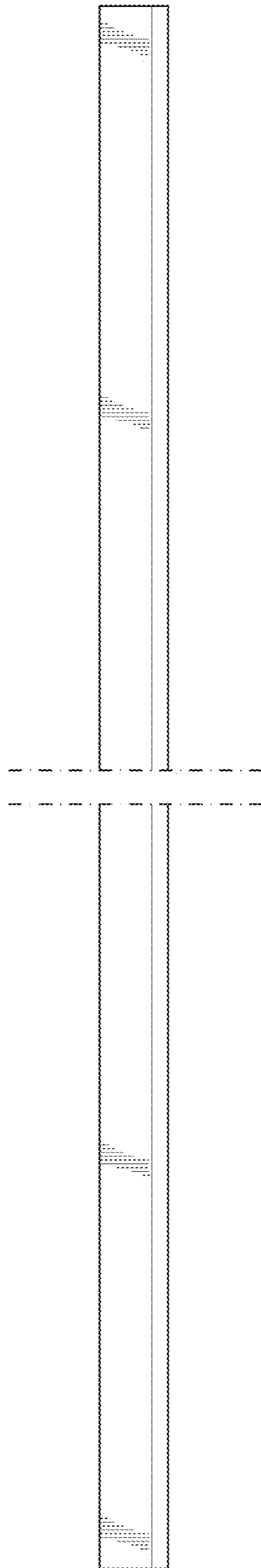


FIG. 4

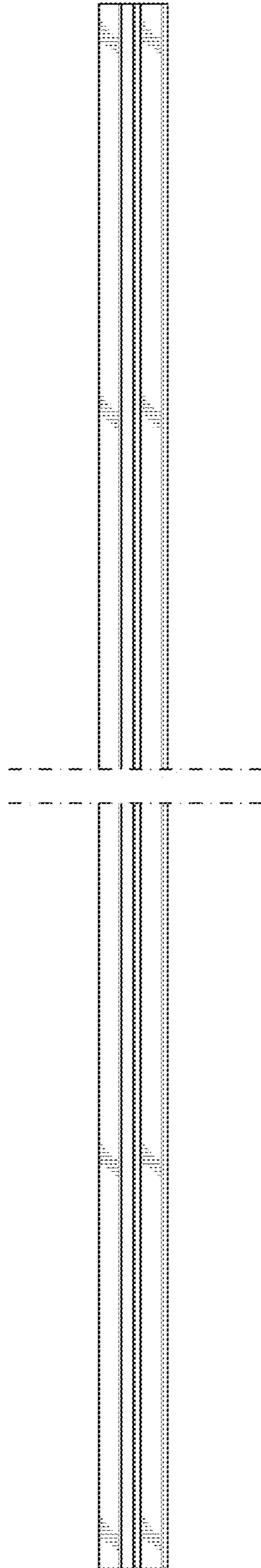


FIG. 5



**FIG. 6**



**FIG. 7**