



US00D985148S

(12) **United States Design Patent**
Haynes

(10) **Patent No.:** **US D985,148 S**
(45) **Date of Patent:** **** May 2, 2023**

(54) **FENCE SECTION**

(71) Applicant: **Renee Haynes**, Hague, VA (US)

(72) Inventor: **Renee Haynes**, Hague, VA (US)

(**) Term: **15 Years**

(21) Appl. No.: **29/797,323**

(22) Filed: **Jun. 30, 2021**

(51) **LOC (14) Cl.** **25-02**

(52) **U.S. Cl.**
USPC **D25/40**

(58) **Field of Classification Search**
USPC D25/38.1, 39, 40, 42, 43, 44, 45;
D20/29, 41
CPC E04H 17/00; E04H 17/16
See application file for complete search history.

(56) **References Cited**

U.S. PATENT DOCUMENTS

| | | | | |
|-----------------|---------|-------------------|-------|------------|
| D133,108 S * | 7/1942 | Schubert | | D25/40 |
| 2,670,182 A | 2/1954 | Oberwenger | | |
| 2,799,480 A * | 7/1957 | Reginald | | E04H 17/16 |
| | | | | D25/40 |
| D193,249 S * | 7/1962 | O'Donoghuy et al. | | D25/48.8 |
| D222,089 S | 9/1971 | Murdoch | | |
| D302,316 S | 7/1989 | Lam | | |
| 6,726,184 B2 | 4/2004 | Wang | | |
| D499,814 S * | 12/2004 | Dong | | D25/40 |
| D528,217 S * | 9/2006 | Dong | | D25/40 |
| D658,780 S * | 5/2012 | Rochelle | | D25/40 |
| 2002/0069595 A1 | 6/2002 | Knudson | | |
| 2003/0024158 A1 | 2/2003 | Conde | | |

OTHER PUBLICATIONS

IvysWoodCreations_Facebook <https://www.facebook.com/IvysWoodCreations/photos/a.1856764991047347/4037582826298875/> Posted Apr. 23, 2021 (Year: 2021).*
Lawn Sign Flip Flops Multi Color Flowers—Etsy <https://www.etsy.com/listing/817639330/lawn-sign-flip-flops-multi-color-flowers> image review Jul. 7, 2020 (Year: 2020).*

* cited by examiner

Primary Examiner — Leanne Was-Englehart

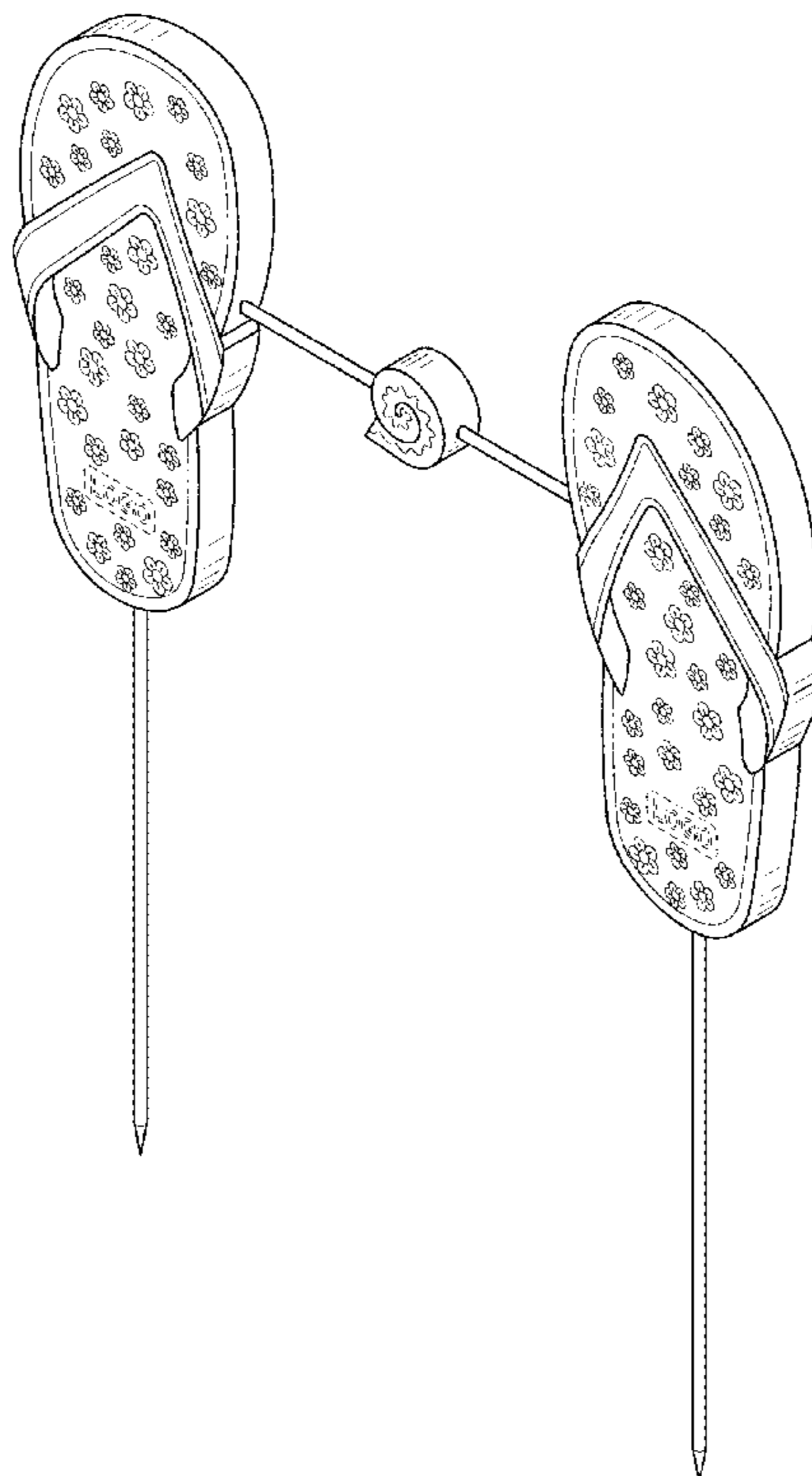
(57) **CLAIM**

The ornamental design for a fence section, as shown and described.

DESCRIPTION

FIG. 1 is a front view of a fence section showing my new design;
FIG. 2 is a rear view of the fence section;
FIG. 3 is a right side view of the fence section;
FIG. 4 is a left side view of the fence section;
FIG. 5 is a top view of the fence section;
FIG. 6 is a bottom view of the fence section; and,
FIG. 7 is a top front side perspective view of the fence section.
The broken lines depict portions of the fence section that form no part of the claimed design.

1 Claim, 5 Drawing Sheets



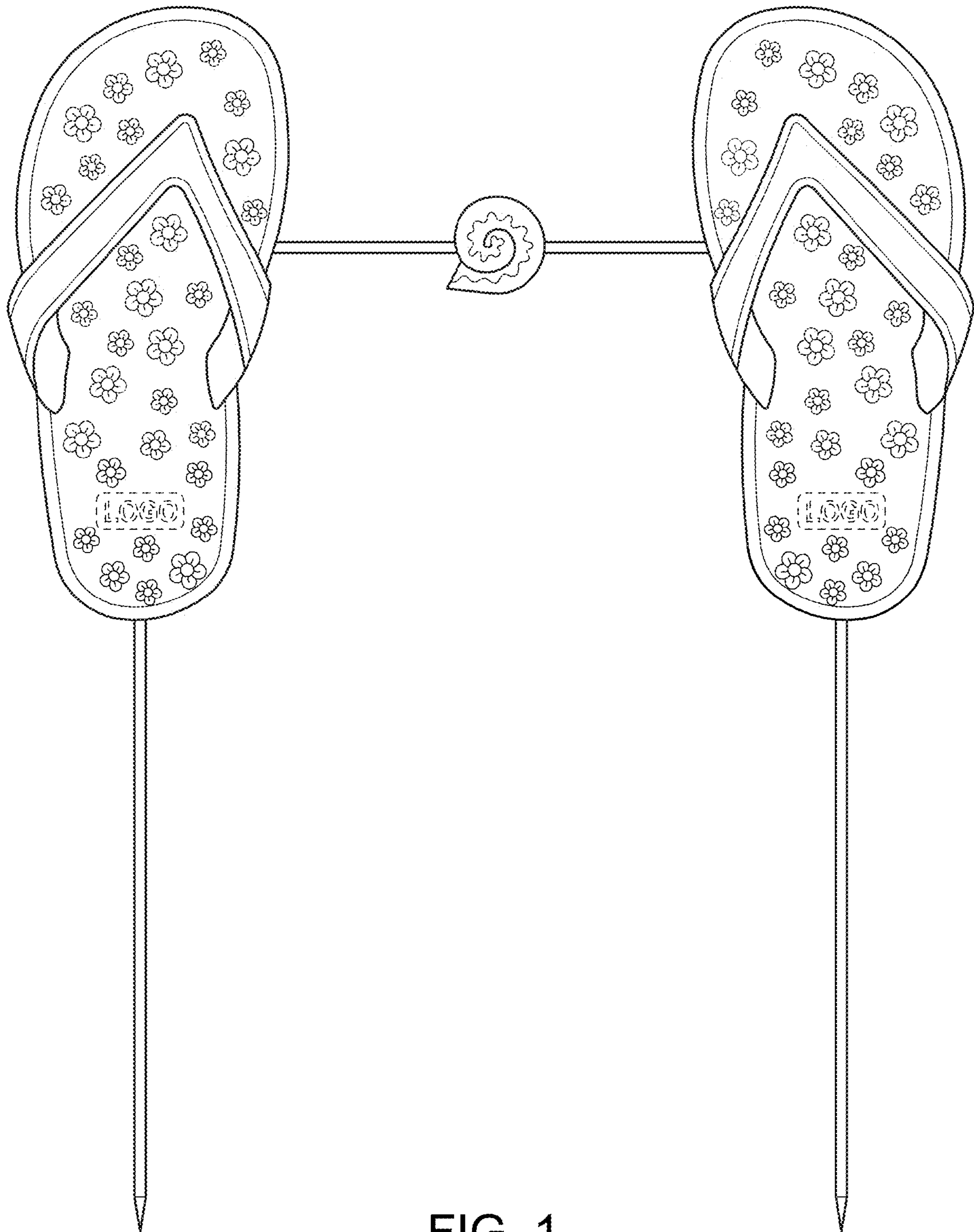


FIG. 1

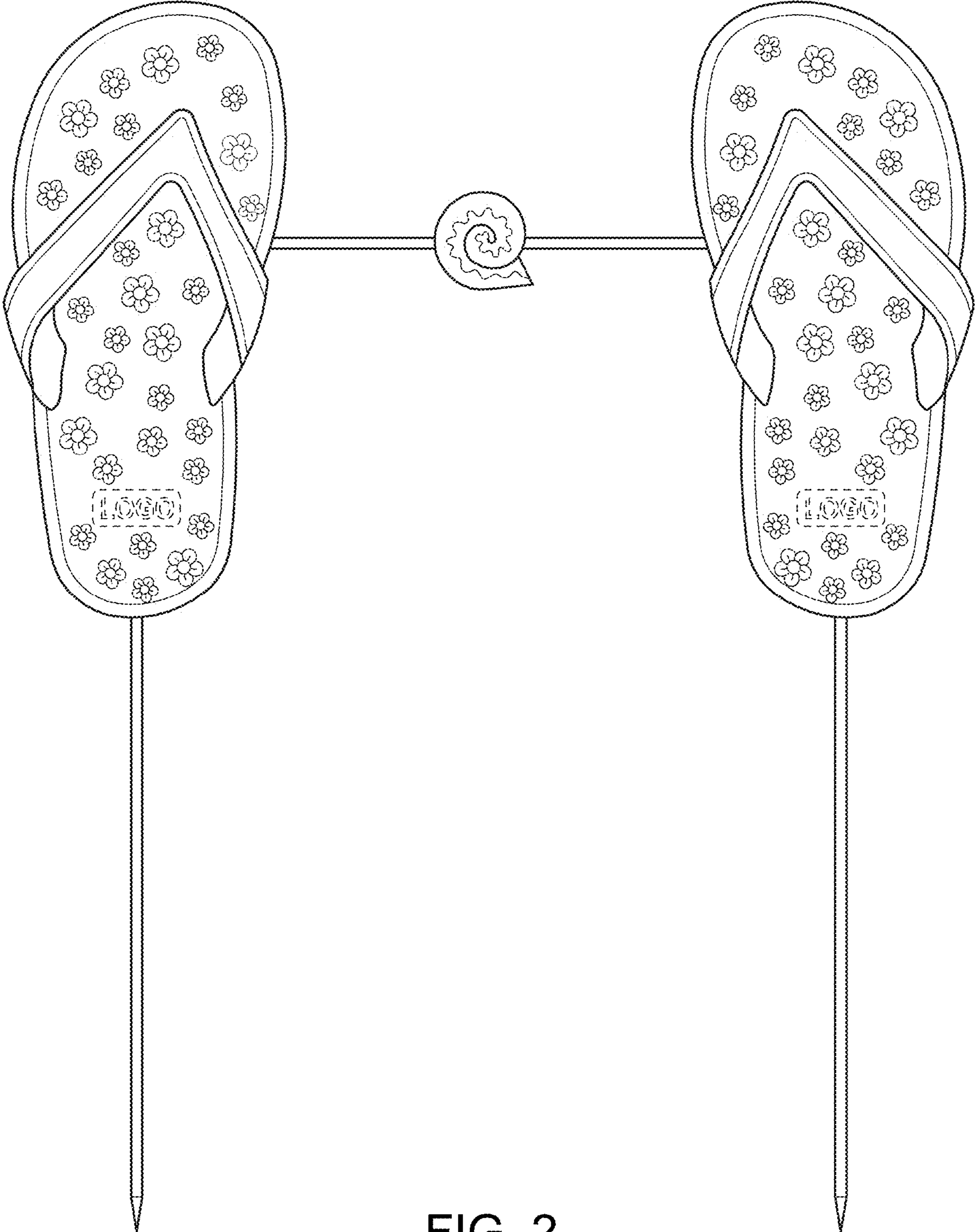


FIG. 2

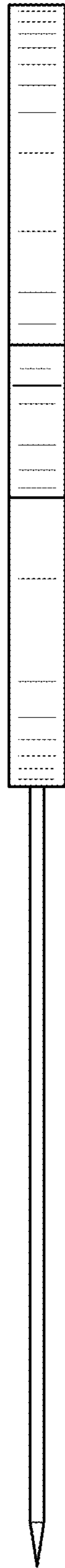


FIG. 3

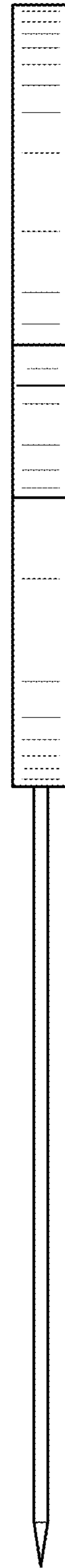


FIG. 4



FIG. 5

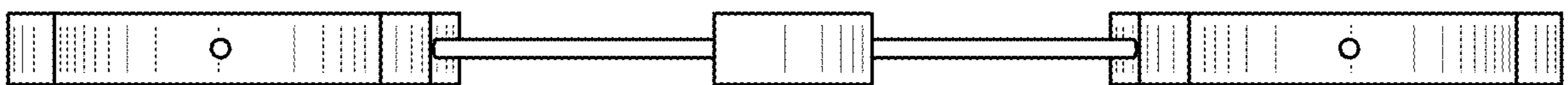


FIG. 6

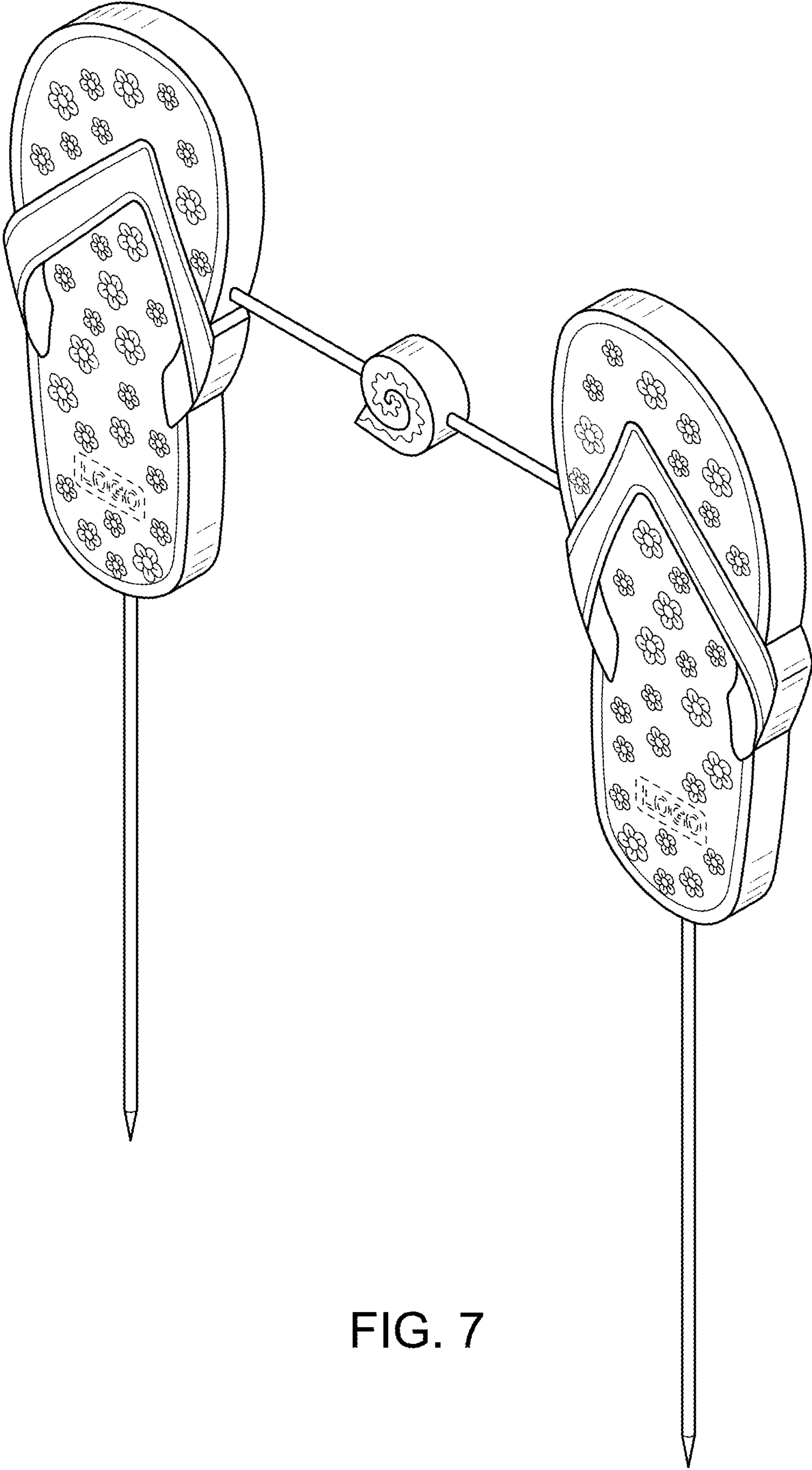


FIG. 7