



US00D985144S

(12) **United States Design Patent** (10) **Patent No.:** **US D985,144 S**  
**McFaul** (45) **Date of Patent:** **\*\* May 2, 2023**

(54) **ACCUPRESSURE MASSAGER**  
(71) Applicant: **Jim McFaul**, Livingston, TX (US)  
(72) Inventor: **Jim McFaul**, Livingston, TX (US)  
(\*\*) Term: **15 Years**  
(21) Appl. No.: **29/784,213**  
(22) Filed: **May 18, 2021**  
(51) **LOC (14) Cl.** ..... **24-01**  
(52) **U.S. Cl.**  
USPC ..... **D24/215**  
(58) **Field of Classification Search**  
USPC ..... D24/108, 111, 112, 130, 133, 141, 200,  
D24/211, 212, 213, 214, 215; D14/411;  
D17/9, 22  
CPC .... A61H 19/40; A61H 39/04; A61H 15/0085;  
A61H 7/003; A61H 7/005; A61H  
2201/0153; A61M 35/003  
See application file for complete search history.

D949,373 S \* 4/2022 Madvin ..... D24/214  
D954,979 S \* 6/2022 Flickinger ..... D24/213  
2017/0273855 A1 9/2017 Liu  
2017/0354567 A1 12/2017 Shih

**OTHER PUBLICATIONS**

Amazon, "Acupressure Steel\_Massager", Date First Available: Mar. 1, 2015. <https://www.amazon.com/DAISO-Acupressure-Steel-Point-Massager/dp/B00U4IVMHS?th=1> (Year: 2015).\*  
Amazon, "Brazyn Talon Percussion Massage Gun", Date First available: Sep. 29, 2022. [https://www.amazon.com/BRAZYN-Percussion-Massager-Attachment-Shoulder/dp/B0BG9D6YSP/ref=cm\\_cr\\_arp\\_d\\_product\\_top?ie=UTF8](https://www.amazon.com/BRAZYN-Percussion-Massager-Attachment-Shoulder/dp/B0BG9D6YSP/ref=cm_cr_arp_d_product_top?ie=UTF8) (Year: 2022).\*

\* cited by examiner

*Primary Examiner* — Michael A Maharajh

(57) **CLAIM**

The ornamental design for an accupressure massager, as shown and described.

**DESCRIPTION**

FIG. 1 is a front view of an accupressure massager showing my new design;  
FIG. 2 is a rear view of the accupressure massager;  
FIG. 3 is a right side view of the accupressure massager;  
FIG. 4 is a left side view of the accupressure massager;  
FIG. 5 is a top view of the accupressure massager;  
FIG. 6 is a bottom view of the accupressure massager; and,  
FIG. 7 is a top front side perspective view of the accupressure massager in use.  
The broken lines in FIG. 7 are illustrative of environmental structure forming no part of the claimed design.

**1 Claim, 7 Drawing Sheets**

(56) **References Cited**

**U.S. PATENT DOCUMENTS**

D359,124 S \* 6/1995 Rosenberg ..... D24/211  
5,560,746 A 10/1996 Willow  
D382,644 S 8/1997 Chi  
6,261,251 B1 7/2001 Meyers  
D646,794 S 10/2011 Hennessey  
D675,332 S \* 1/2013 Tinder ..... D24/215  
D689,620 S \* 9/2013 Louis ..... D24/215  
D691,731 S \* 10/2013 Grippo ..... A61H 39/04  
D24/215  
9,168,196 B2 10/2015 Dagan  
D752,767 S \* 3/2016 Stock ..... D24/214  
D768,307 S \* 10/2016 Hetzel ..... D24/214  
9,999,563 B2 \* 6/2018 Bond ..... A61H 7/003






FIG. 1




FIG. 2

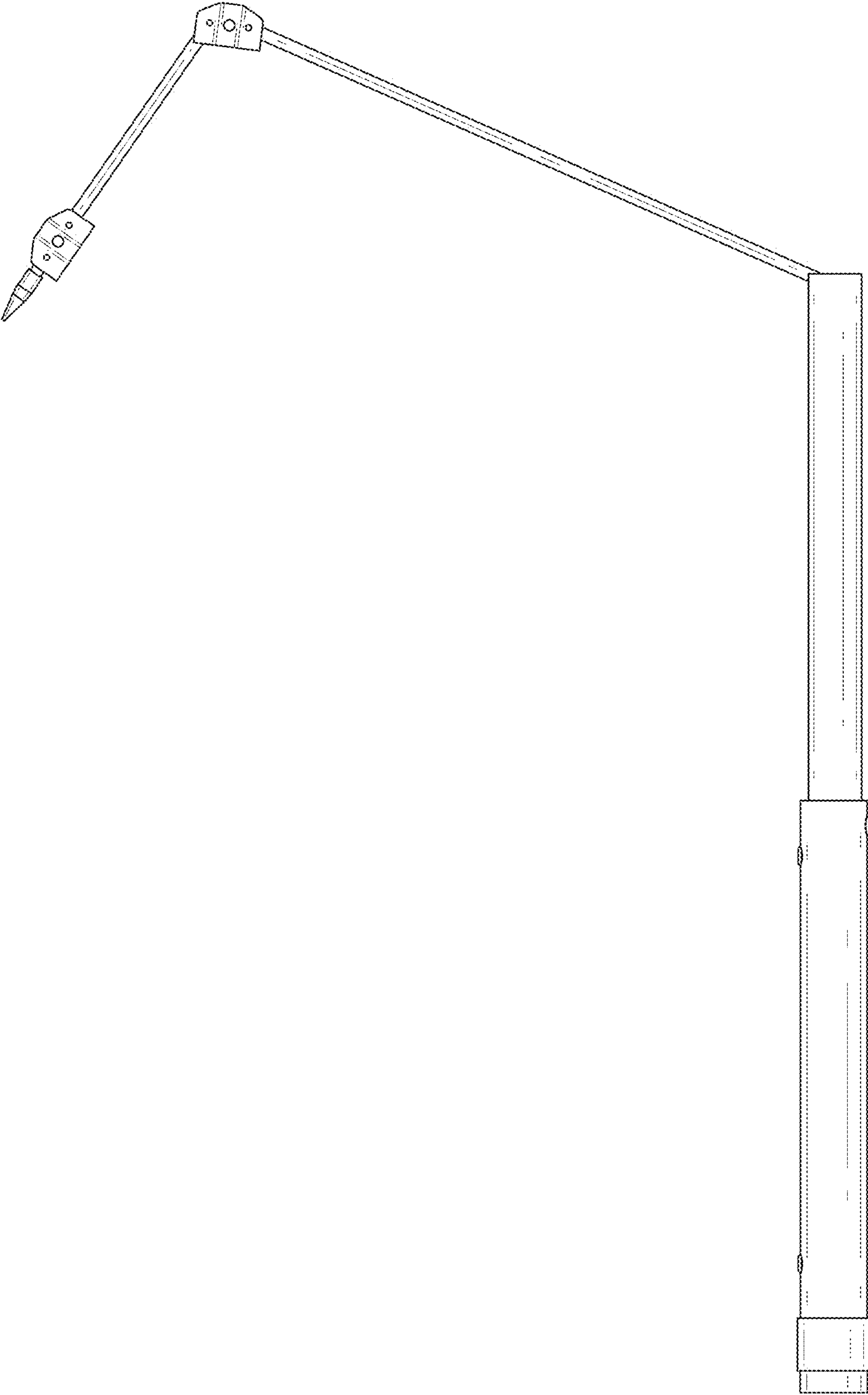


FIG. 3

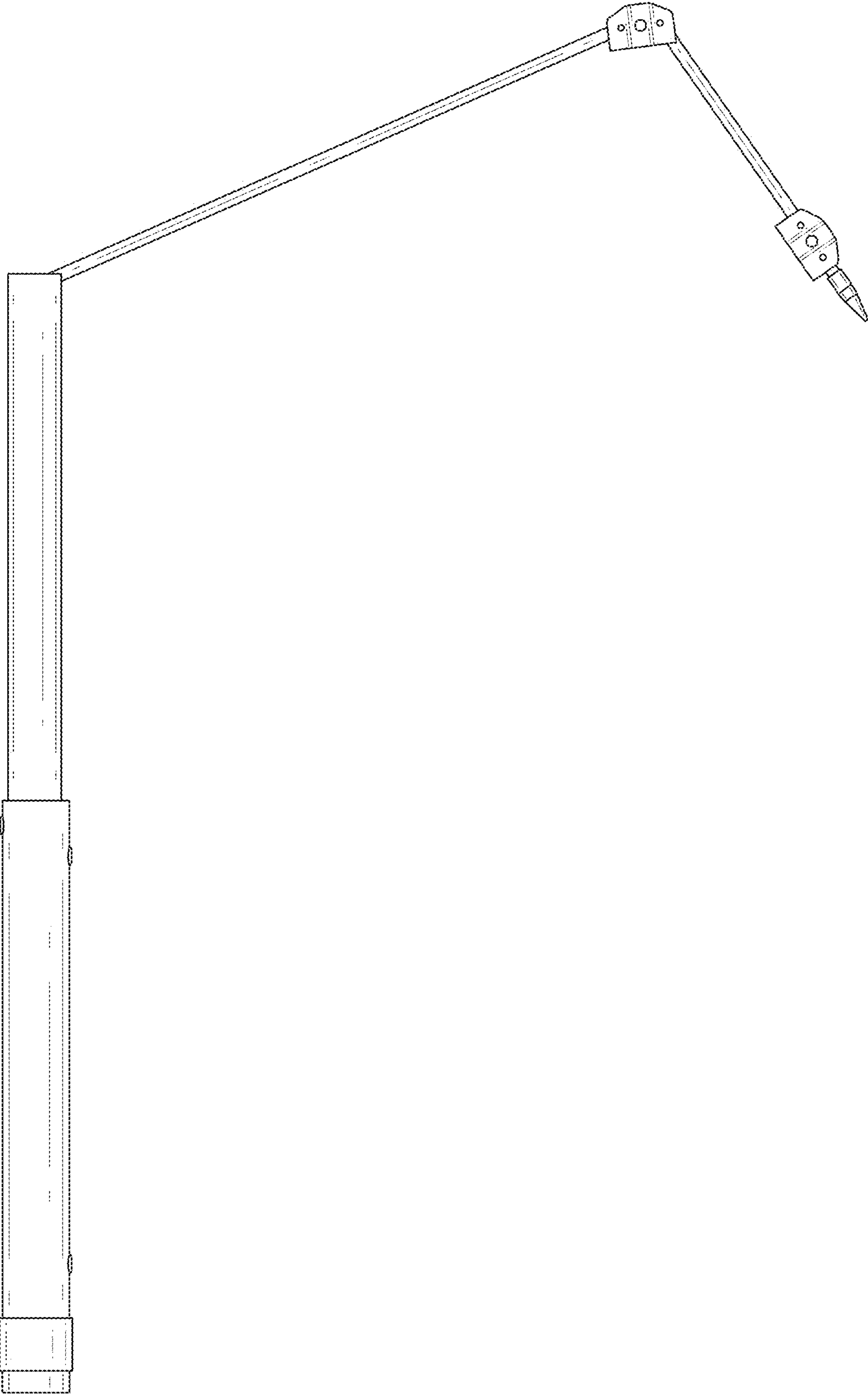


FIG. 4

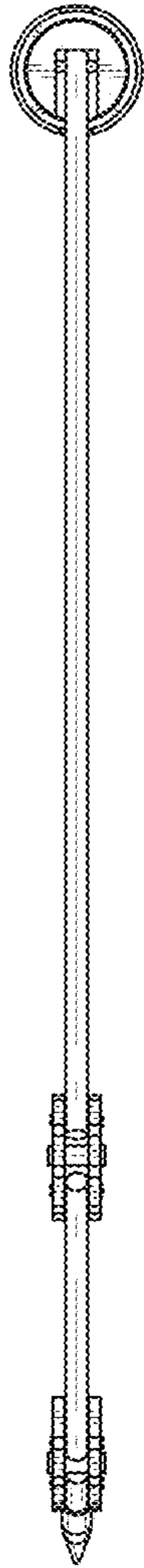


FIG. 5

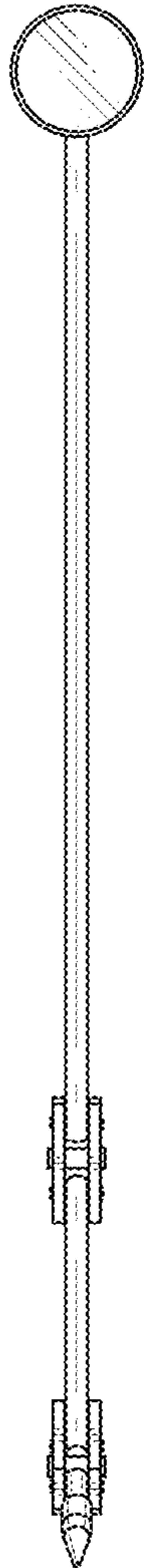


FIG. 6

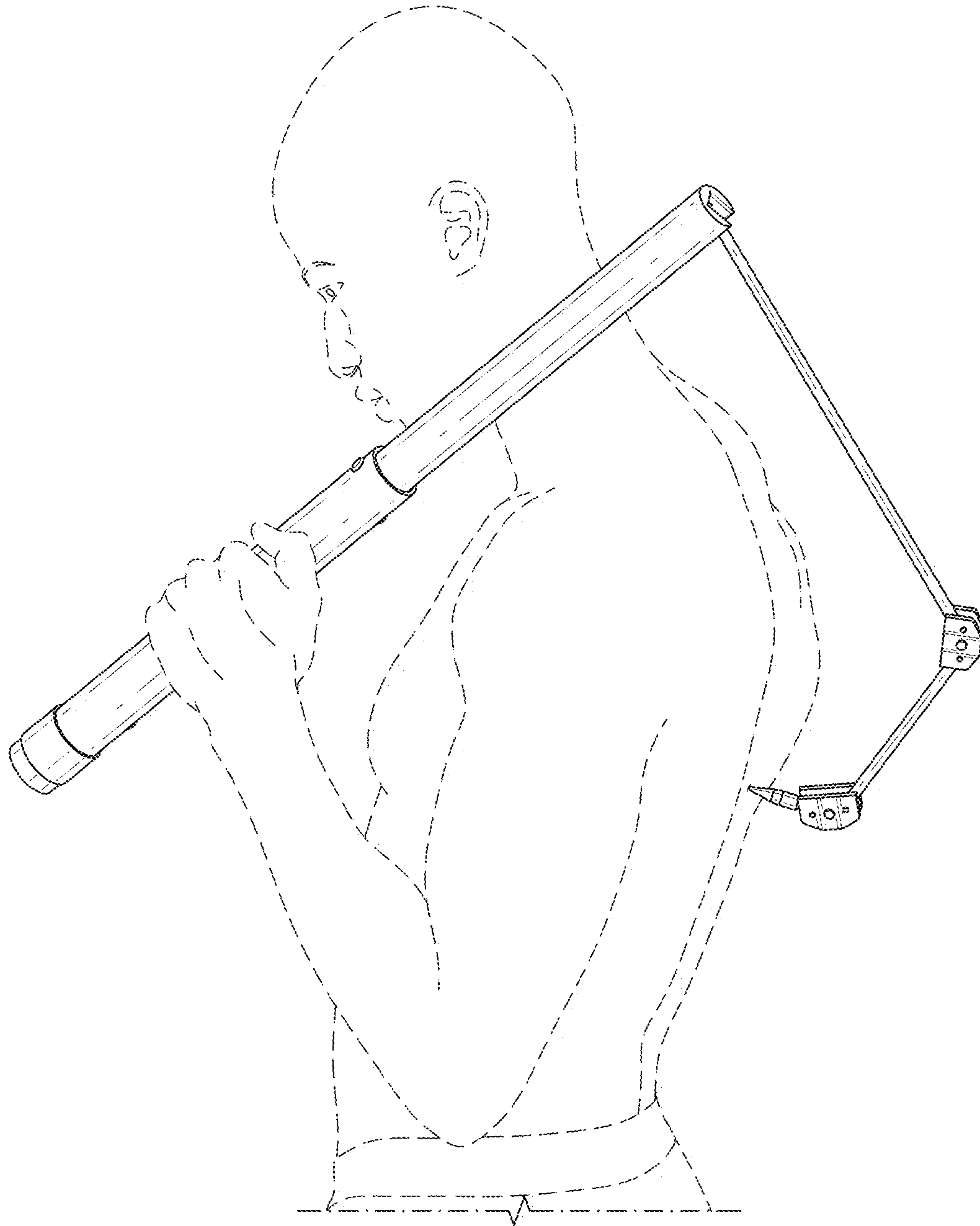


FIG. 7