



US00D985141S

(12) **United States Design Patent** (10) **Patent No.:** **US D985,141 S**
Zhang (45) **Date of Patent:** **** May 2, 2023**

(54) **MESSAGE APPARATUS**
(71) Applicant: **Sichuan Qianli-beoka Medical Technology Inc., Sichuan (CN)**
(72) Inventor: **Wen Zhang, Chengdu (CN)**
(73) Assignee: **Sichuan Qianli-beoka Medical Technology Inc.**

(**) Term: **15 Years**
(21) Appl. No.: **29/755,608**
(22) Filed: **Oct. 21, 2020**

(30) **Foreign Application Priority Data**
Jul. 13, 2020 (CN) 202030375549.5
(51) **LOC (14) Cl.** **28-03**
(52) **U.S. Cl.**
USPC **D24/215**
(58) **Field of Classification Search**
USPC D24/215, 200, 211, 212, 213, 214, 133,
D24/107, 231, 184; D8/14.1, 61;
D28/12, 13
CPC A61H 15/00; A61H 15/0092; A61H
15/0078; A61H 15/0085; A61H
2015/0007; A61H 2015/0042; A61H
2201/0153; A61H 7/00; A61H 7/003;
A61H 7/004; A61H 7/005; A61H 9/00;
A61H 2205/06
See application file for complete search history.

(56) **References Cited**
U.S. PATENT DOCUMENTS
D403,075 S * 12/1998 Lie D24/215
6,682,496 B1 * 1/2004 Pivaroff A61H 7/005
601/107
D730,576 S * 5/2015 Gammack D28/13
D796,037 S * 8/2017 Becker D24/133
D847,364 S * 4/2019 Lee D24/215
D873,432 S * 1/2020 Duan D24/214

D884,205 S * 5/2020 Zhuang D24/215
D895,132 S * 9/2020 Hu D24/215
D926,335 S * 7/2021 Zhang D24/215
D932,045 S * 9/2021 Shen D24/215
2016/0074641 A1 * 3/2016 Mehta A61H 23/02
604/315
2019/0175434 A1 * 6/2019 Zhang A61H 15/0085
(Continued)

OTHER PUBLICATIONS

Renpho—Deep Tissue Percussion Muscle Massager. Date: Not listed. [online]. [Site visited Jun. 7, 2022]. Available from Internet URL: <https://canadianbestseller.com/pd/mini-massage-gun-renpho-deep-tissue-percussion-muscle-massager-handheld-electric-massager-for-athletes-with-4-heads-and-5-modes-portable-size-long-battery-life-gifts-for-man-women-blue/?v=7516fd43adaa#gsc.tab=0> (Year: NA).*

(Continued)

Primary Examiner — Eliza Z Harvey
Assistant Examiner — Landon Thomas Cassell
(74) *Attorney, Agent, or Firm* — Timothy T. Wang; Ni. Wang & Massand, PLLC

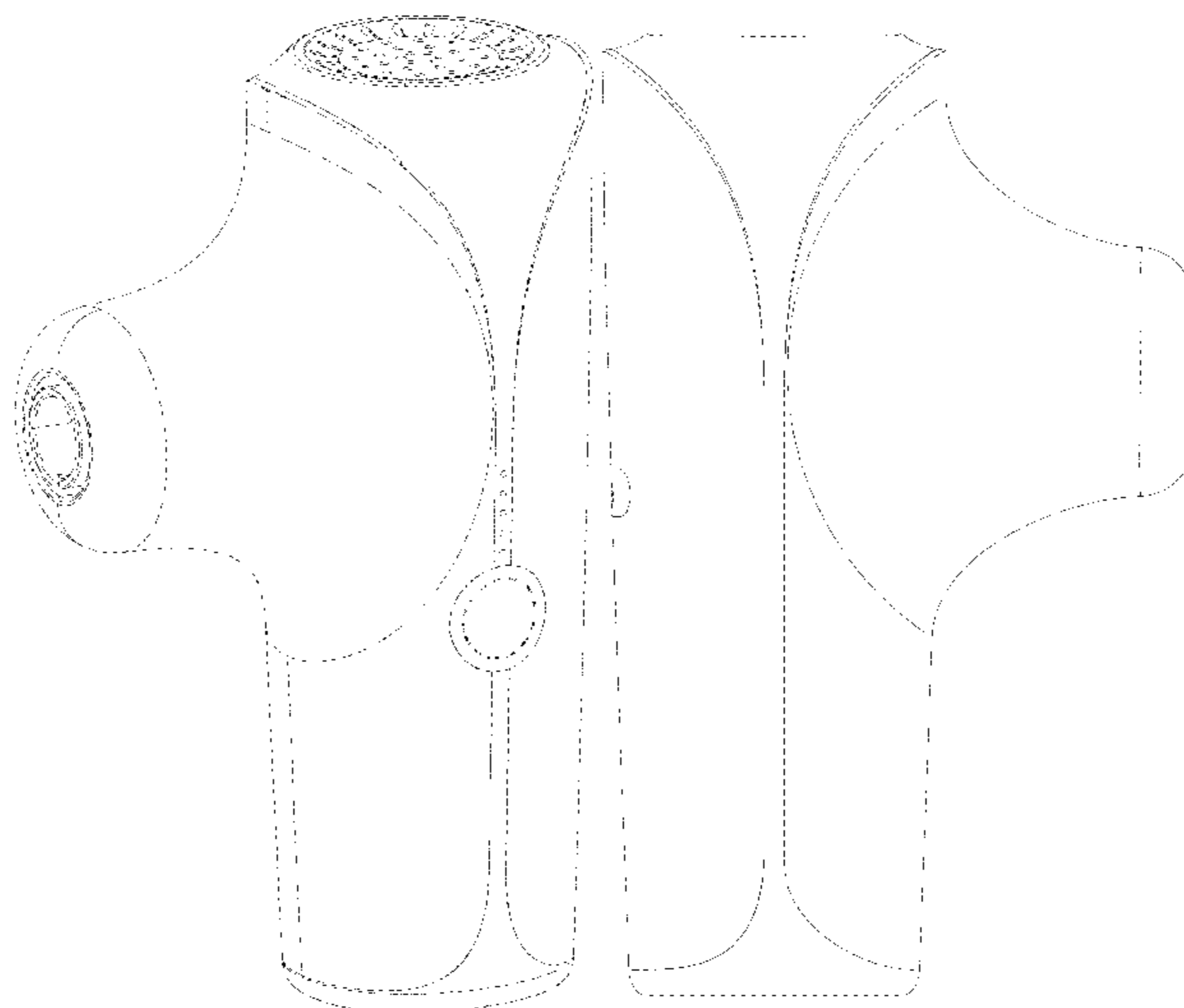
(57) **CLAIM**

The ornamental design for a massage apparatus, as shown and described.

DESCRIPTION

FIG. 1 is a perspective view of a massage apparatus showing my new design;
FIG. 2 is a left side elevational view thereof;
FIG. 3 is a right side elevational view thereof;
FIG. 4 is a front elevational view thereof;
FIG. 5 is a back elevational view thereof;
FIG. 6 is a top plan view thereof; and,
FIG. 7 is a bottom plan view thereof.
The broken lines shown in the figures are for the purpose of illustrating portions of the massage apparatus, which form no part of the claimed design.

1 Claim, 7 Drawing Sheets



(56)

References Cited

U.S. PATENT DOCUMENTS

2020/0085675 A1* 3/2020 Lee A61H 23/006

OTHER PUBLICATIONS

Massagers. (Design—© Questel) orbit.com. [Online PDF compilation of references] 38 pgs. Print Dates Range May 1, 2020-Jan. 5, 2021 [Retrieved Jun. 2, 2022] <https://www.orbit.com/export/UCZAH96B/pdf4/e1cd3591-c481-4a7d-a32c-dd677570ba43-183407.pdf> (Year: 2022).*

* cited by examiner

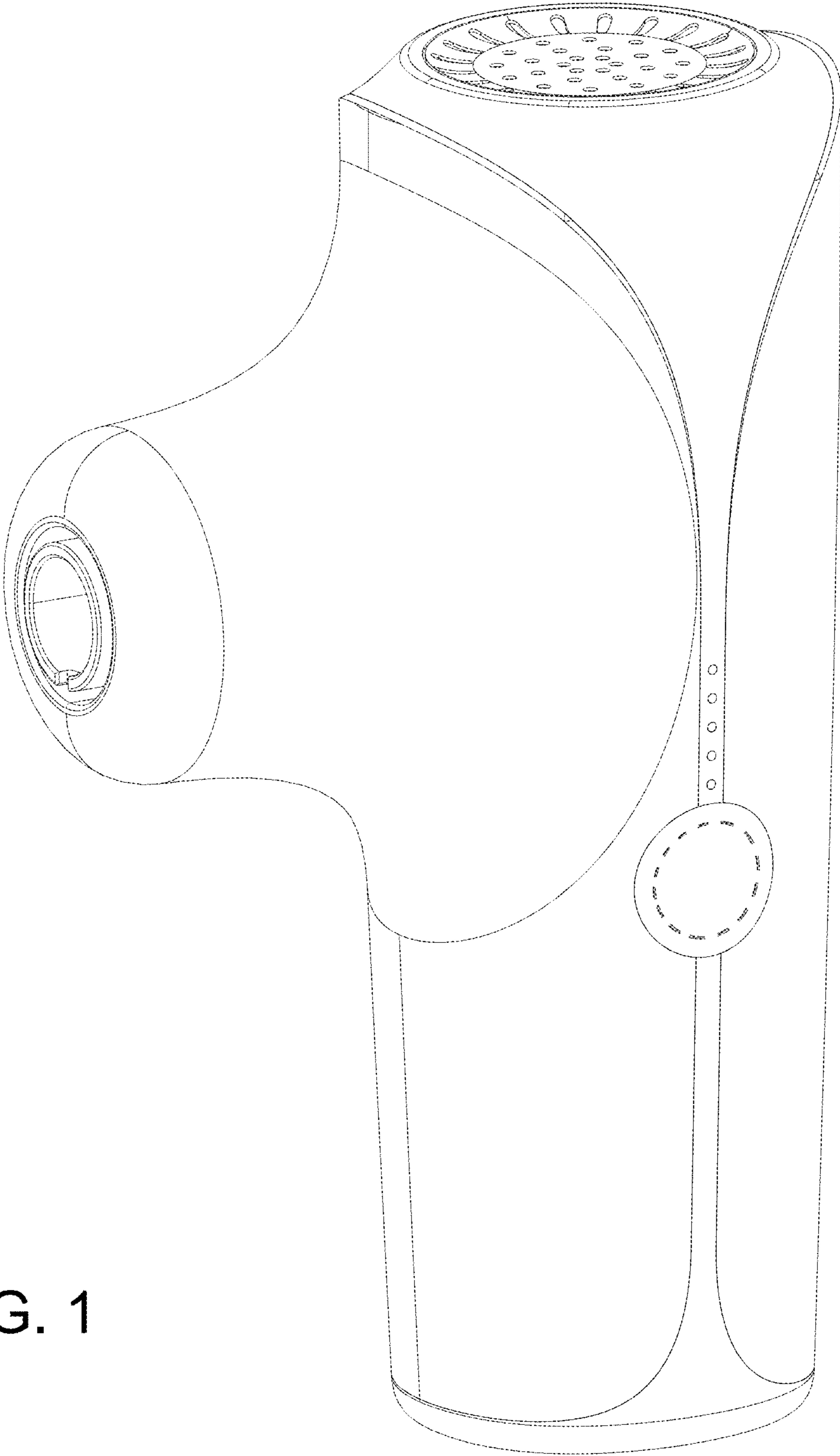


FIG. 1




FIG. 2

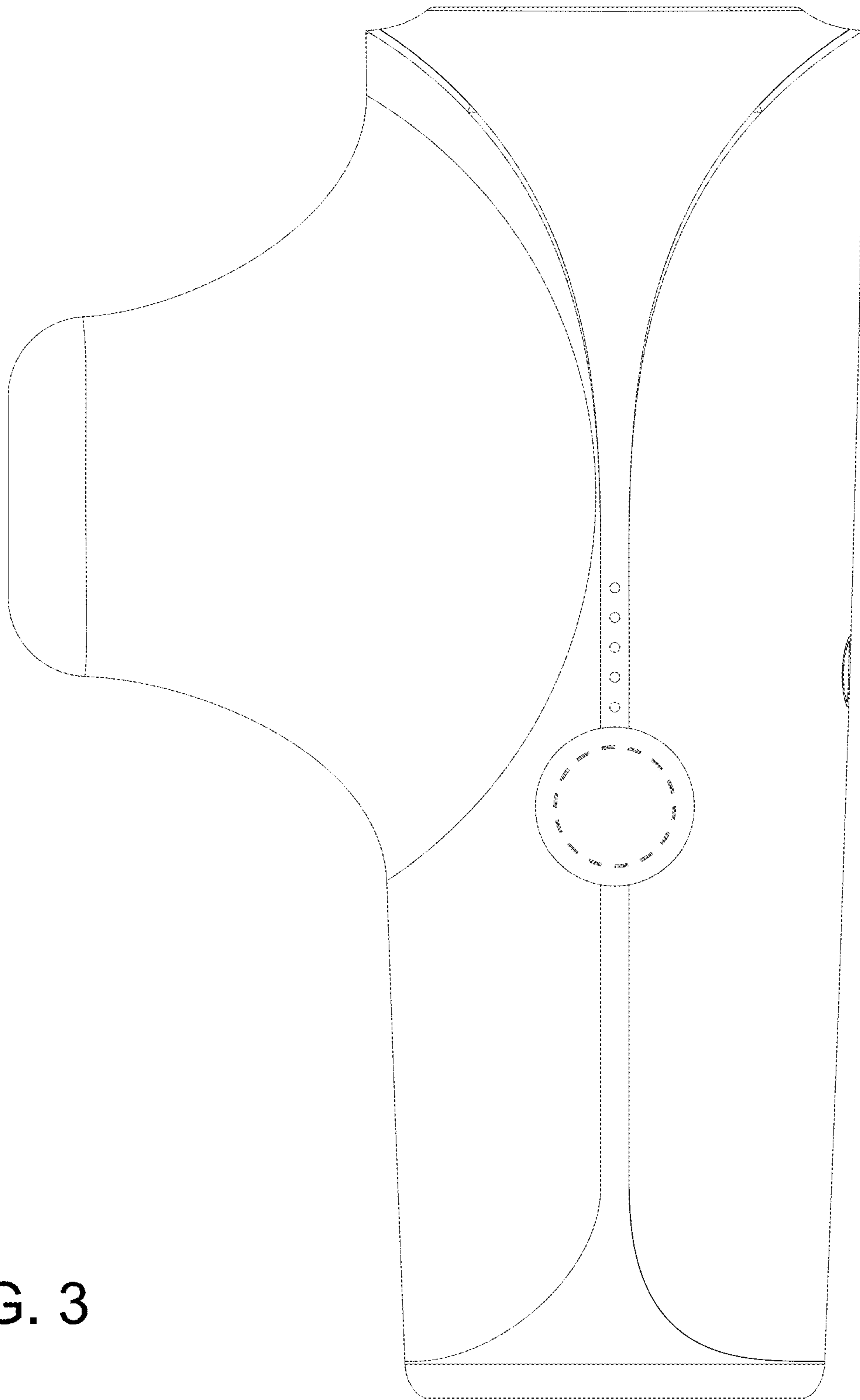


FIG. 3

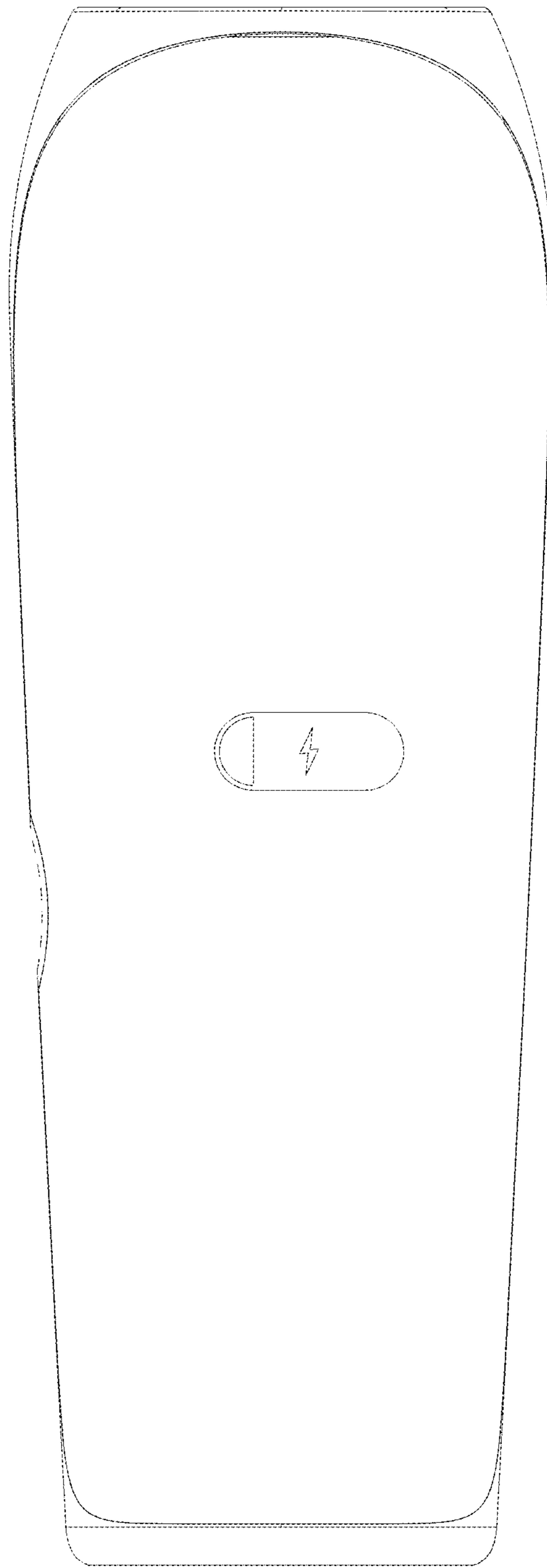


FIG. 4

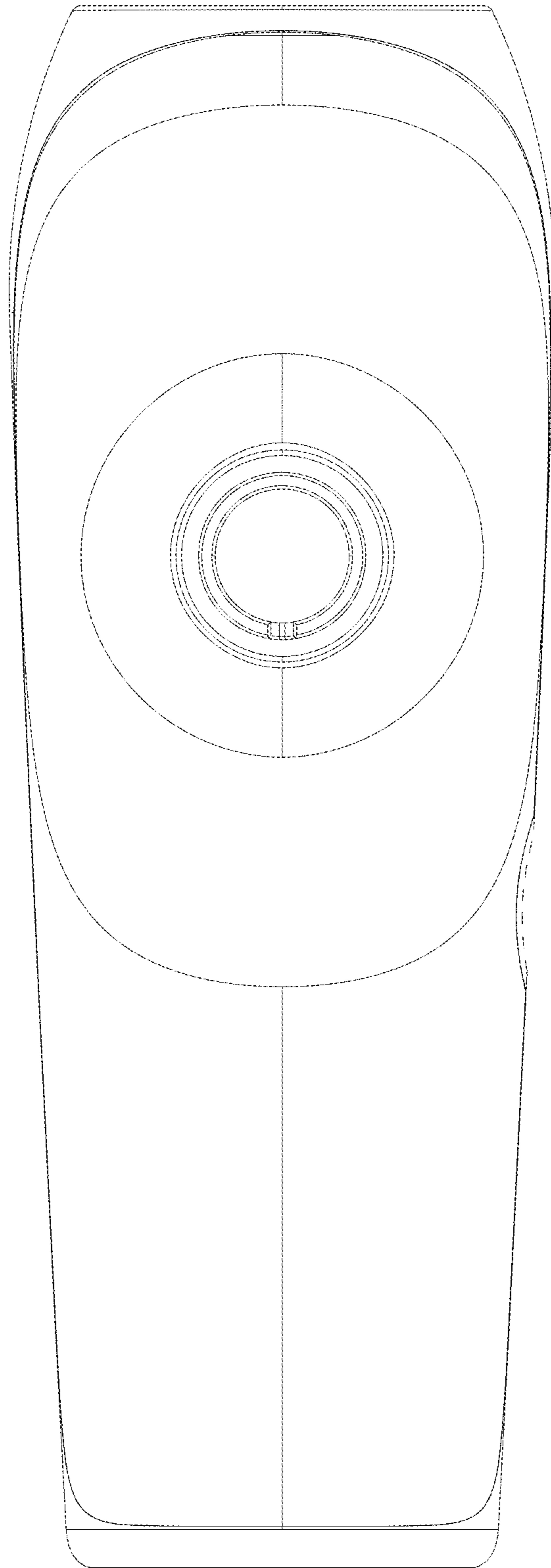


FIG. 5

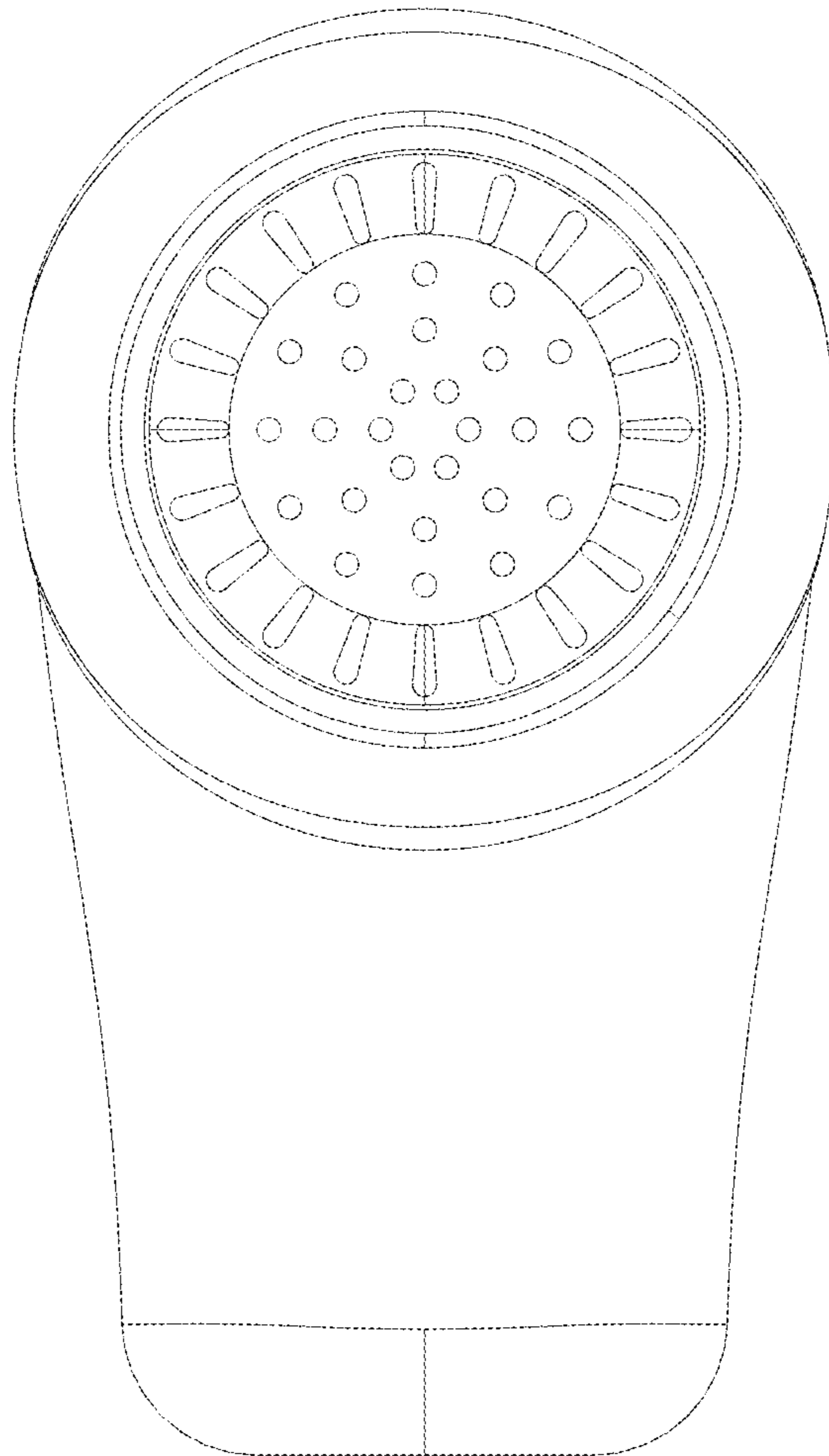


FIG. 6

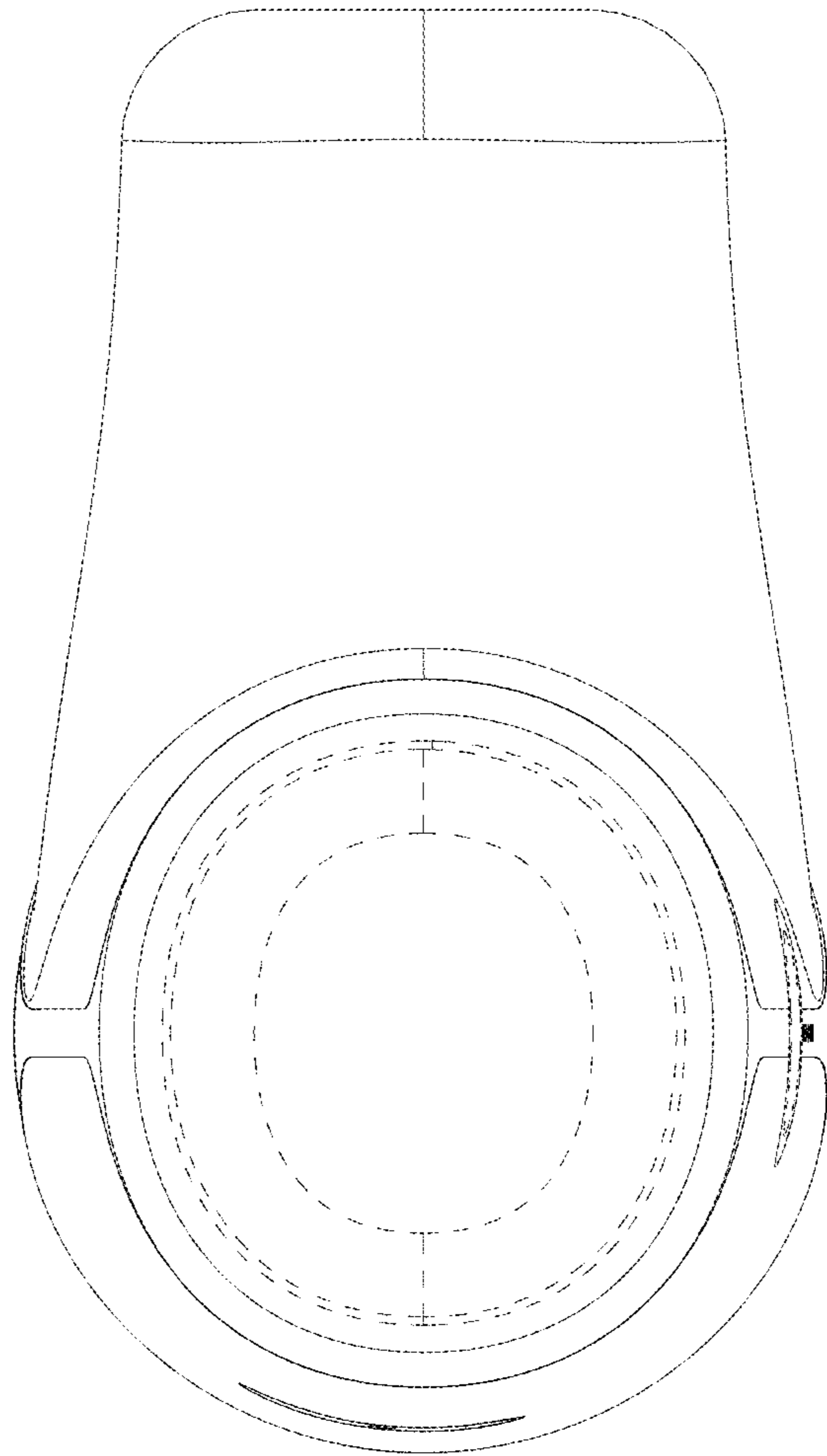


FIG. 7