



US00D985131S

(12) **United States Design Patent**
Ferrell

(10) **Patent No.:** **US D985,131 S**
(45) **Date of Patent:** **** May 2, 2023**

(54) **PACIFIER CLIP**

(71) Applicant: **Lindsey Ferrell**, Lakeland, TN (US)

(72) Inventor: **Lindsey Ferrell**, Lakeland, TN (US)

(**) Term: **15 Years**

(21) Appl. No.: **29/787,246**

(22) Filed: **Jun. 4, 2021**

(51) **LOC (14) Cl.** **24-04**

(52) **U.S. Cl.**
USPC **D24/193; D29/122**

(58) **Field of Classification Search**
USPC D24/193, 194, 195, 199; D30/160;
D29/122
CPC A61J 17/111; A61J 17/1115; A61J 17/02
See application file for complete search history.

(56) **References Cited**

U.S. PATENT DOCUMENTS

D276,939 S *	12/1984	Pascoe	606/234
4,765,037 A *	8/1988	Perry	A61J 17/00 24/301
4,994,075 A *	2/1991	Smith	A61J 17/00 24/301
6,434,797 B1 *	8/2002	Sagman	A61J 17/00 242/381.3
D626,654 S *	11/2010	Carter	D24/199
D666,730 S *	9/2012	Del Solar	D24/194
D850,636 S *	6/2019	Davidson	D24/194
D931,477 S *	9/2021	Ferrell	D24/193
D959,682 S *	8/2022	Chicarella	D24/197
2004/0079843 A1 *	4/2004	Medwed	A61J 9/0661 248/104
2004/0244153 A1 *	12/2004	Lippincott	A61J 17/111 24/3.13
2008/0276431 A1 *	11/2008	DelPrete	A41D 11/00 24/3.13
2010/0082063 A1 *	4/2010	Yacktman	A61J 17/111 606/234

OTHER PUBLICATIONS

“Ryan+Rose: Cutie Clip—Hearts”. Found online May 12, 2021 at facebook.com. Reference dated Feb. 3, 2021. Retrieved from https://www.facebook.com/RyanAndRoseCutieClips/photos/a.1554129901295274/5018166541558242/?type=3.*
“Tyry.Hu: Green Pacifier Clip”. Found on Oct. 21, 2021 at amazon.com. Reference dated Feb. 9, 2018. Retrieved from https://www.amazon.com/TYRY-HU-Pacifier-Silicone-Teething-Teether/dp/B0793DH79L.*

(Continued)

Primary Examiner — Kendra Leslie Hamilton
(74) *Attorney, Agent, or Firm* — Baker Donelson

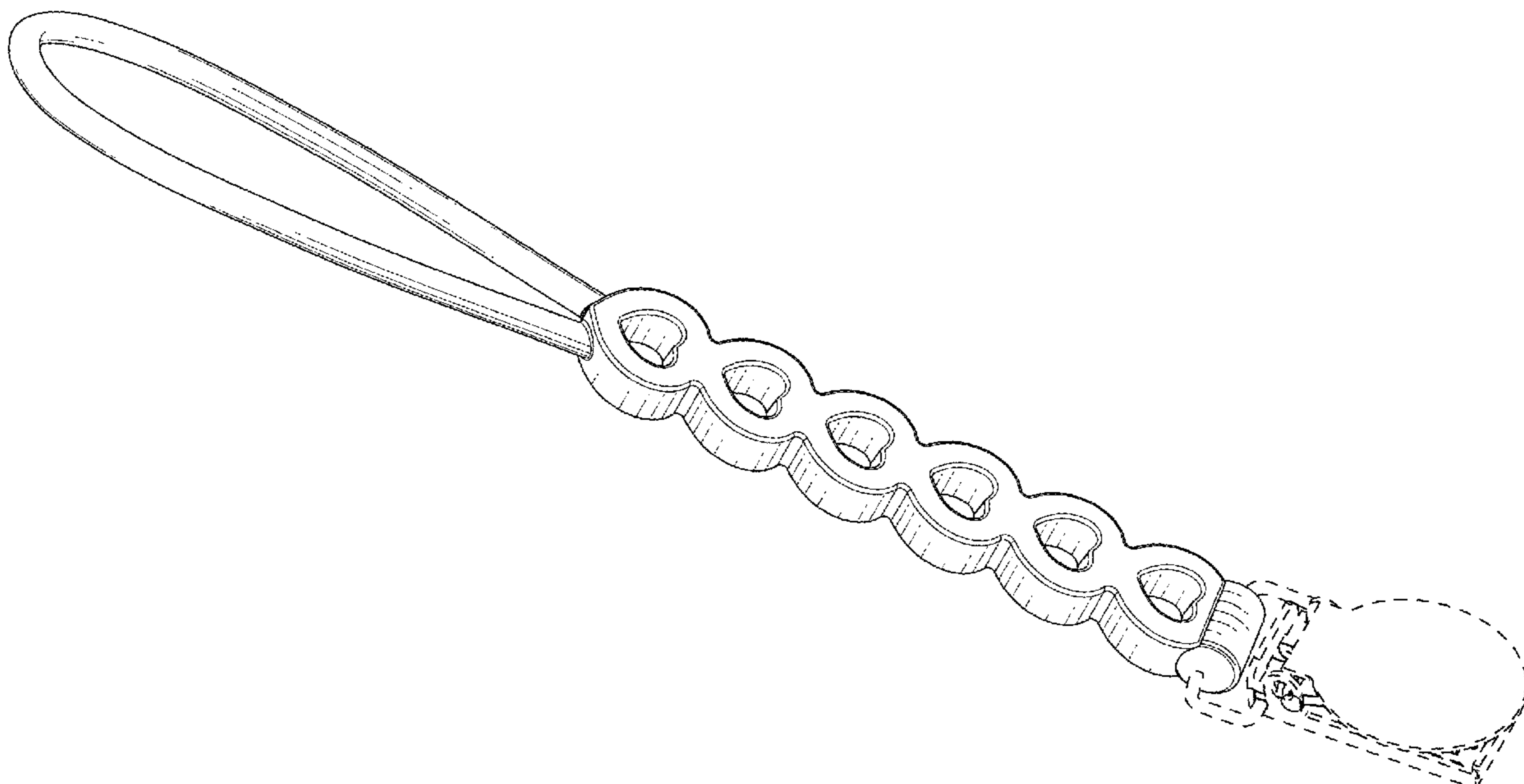
(57) **CLAIM**

The ornamental design for a pacifier clip, as shown and described.

DESCRIPTION

FIG. 1 is a top perspective view of the pacifier clip according to the present invention.
FIG. 2 is a top view of the pacifier clip as shown in FIG. 1.
FIG. 3 is a bottom view of the pacifier clip as shown in FIG. 1.
FIG. 4 is a left side view of the pacifier clip as shown in FIG. 1.
FIG. 5 is a right side view of the pacifier clip as shown in FIG. 1.
FIG. 6 is a front view of the pacifier clip as shown in FIG. 1; and,
FIG. 7 is a rear view of the pacifier clip as shown in FIG. 1.
The broken lines in the drawings depict environmental structure and form no part of the claimed design.

1 Claim, 4 Drawing Sheets



(56)

References Cited

OTHER PUBLICATIONS

“Brilli Baby: Sippy Cup Catcher—Safety Tether”. Found online Jul. 23, 2020 at amazon.com. Reference dated Jan. 9, 2015. Retrieved from <https://www.amazon.com/Brilli-Baby-Cup-Catcher-Catches/dp/B017CE68BG/>.*

“Ryan & Rose: Lindsey’s Story”. Found online Oct. 4, 2021 at ryanandrose.co. Reference dated—no date. Retrieved from <https://www.ryanandrose.co/pages/lindseys-story>.*

* cited by examiner

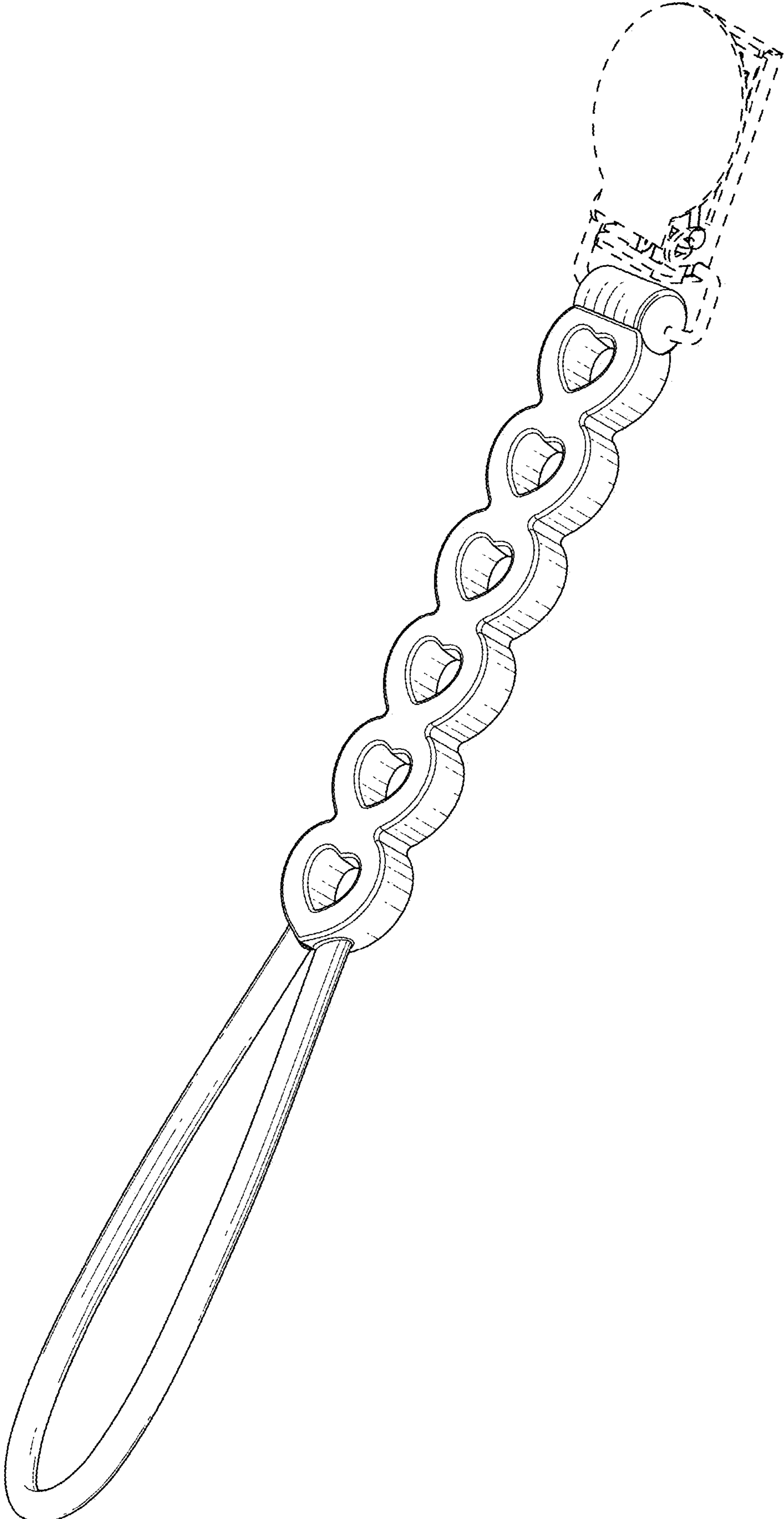


FIG. 1

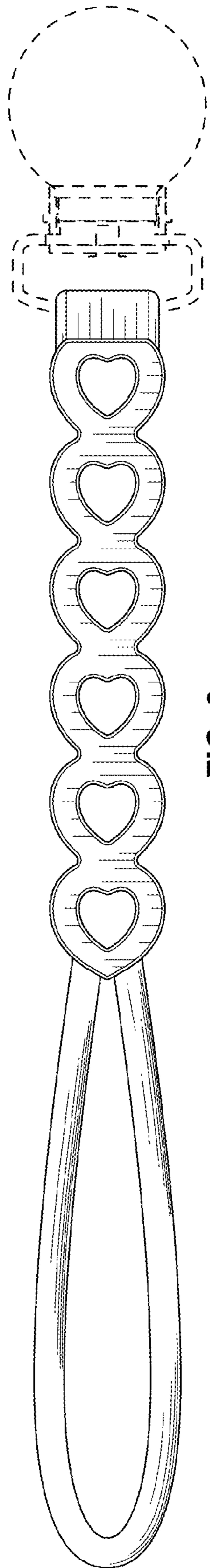


FIG. 2

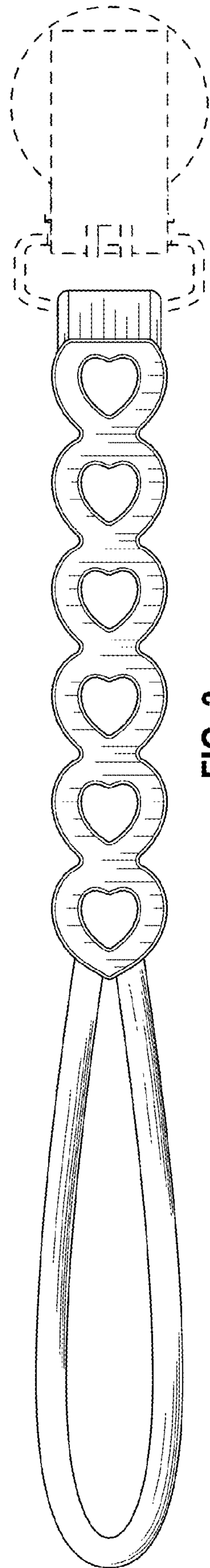


FIG. 3

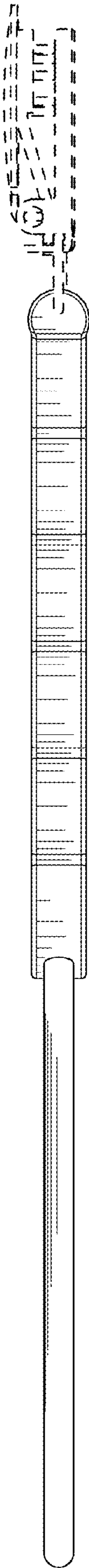


FIG. 4

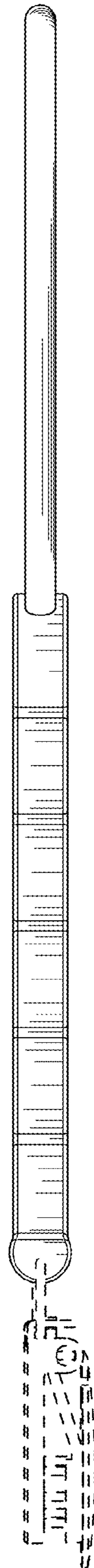


FIG. 5

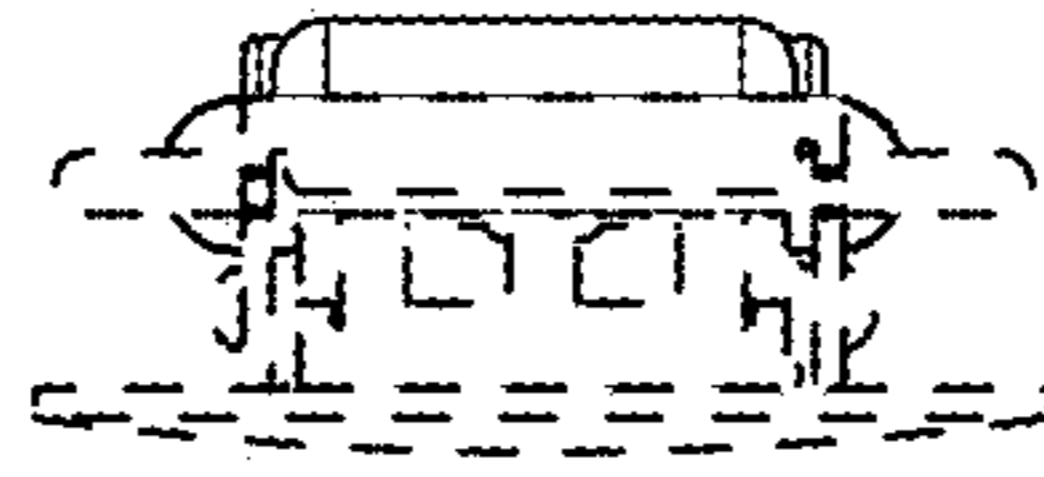


FIG. 6

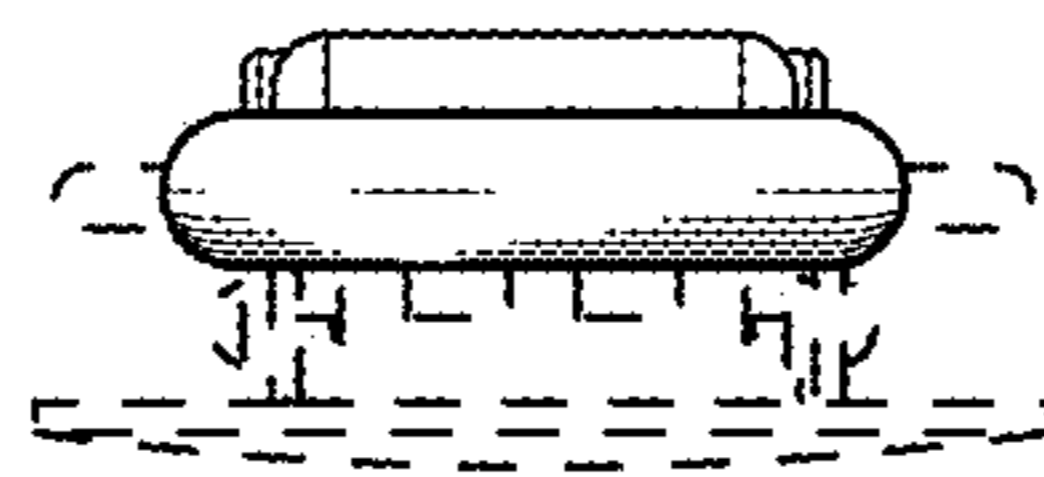


FIG. 7