



US00D985127S

(12) **United States Design Patent**
Hubelbank et al.

(10) **Patent No.:** **US D985,127 S**
(45) **Date of Patent:** **** May 2, 2023**

(54) **ELECTRODE ADAPTER**

(71) Applicant: **NorthEast Monitoring, Inc.**, Maynard, MA (US)

(72) Inventors: **Mark Hubelbank**, Sudbury, MA (US);
Eric Goodrich, Attica, MI (US)

(73) Assignee: **NorthEast Monitoring, Inc.**, Maynard, MA (US)

(**) Term: **15 Years**

(21) Appl. No.: **29/796,194**

(22) Filed: **Jun. 23, 2021**

(51) **LOC (14) Cl.** **24-02**

(52) **U.S. Cl.**
USPC **D24/168**

(58) **Field of Classification Search**
USPC D24/129, 168, 187, 200, 188–190
CPC ... A61N 1/14; A61N 1/16; A61N 1/18; A61N 1/40; A61N 1/44
See application file for complete search history.

(56) **References Cited**

U.S. PATENT DOCUMENTS

D238,971 S *	2/1976	Nardi et al.	D24/168
D326,716 S *	6/1992	Mortara	D24/168
D334,043 S *	3/1993	Taniguchi	D14/218
D737,979 S *	9/2015	Selvitelli	D24/167
9,486,627 B1 *	11/2016	White	A61N 1/36031
D787,079 S *	5/2017	Yoo	D24/200
D835,286 S *	12/2018	Sebban	D24/187
D879,305 S *	3/2020	Gu	D24/187
D892,337 S *	8/2020	Zhang	D24/168
D892,338 S *	8/2020	Zhang	D24/168
D905,253 S *	12/2020	Hubelbank	D24/189
D963,870 S *	9/2022	Careless	D24/200
D972,736 S *	12/2022	Cadena, III	D24/187
2017/0036016 A1 *	2/2017	Hernandez	H01R 13/6205
2020/0253811 A1 *	8/2020	Alexander	A61L 31/14

FOREIGN PATENT DOCUMENTS

CN 304461187 * 1/2018
GB 9002073072-0003 * 7/2012

OTHER PUBLICATIONS

DR400 Patch Holter Recorder, Northeast Monitoring, Jakenmedical.com, [Postdate: Jan. 18, 2022], [Site seen Dec. 29, 2022], Seen at URL: <https://jakenmedical.com/new-equipment/northeast-monitoring-inc-dr400-patch-holter-recorder/> (Year: 2022).*

Contec 3 Lead Holter Monitor Free Software TLC5007, Contec, Amazon.com, [Post date: Oct. 23, 2019], [Site seen Dec. 28, 2022], Seen at URL: <https://www.amazon.com/CONTEC-Holter-Monitor-Software-TLC5007/dp/B07ZHYCF8G> (Year: 2019).*

* cited by examiner

Primary Examiner — Natasha Vujcic

Assistant Examiner — Gilbert B Ford

(74) *Attorney, Agent, or Firm* — Clocktower Law; Erik J. Heels; Michael A. Bartley

(57) **CLAIM**

We claim, the ornamental design for an electrode adapter, as shown and described.

DESCRIPTION

FIG. 1 is a top perspective view of an electrode adapter;

FIG. 2 is a top plan view thereof;

FIG. 3 is a bottom plan view thereof;

FIG. 4 is a left side elevational view thereof;

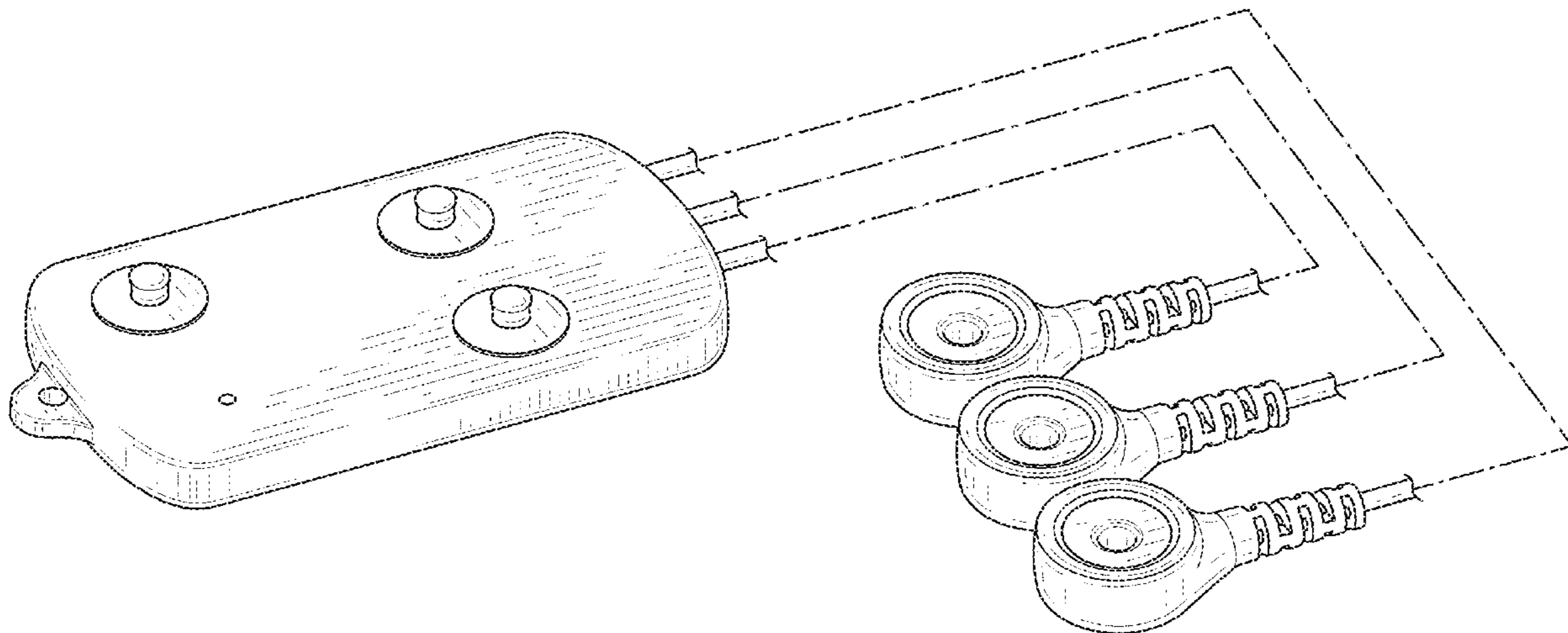
FIG. 5 is a right side elevational view thereof;

FIG. 6 is a front elevational view thereof; and,

FIG. 7 is a back elevational view thereof.

The features shown in broken lines in the Figures are for illustrating environmental structure and form no part of the claimed design. The break lines indicate that the appearance of any portion of the electrode adapter between the break lines forms no part of the claimed design.

1 Claim, 6 Drawing Sheets



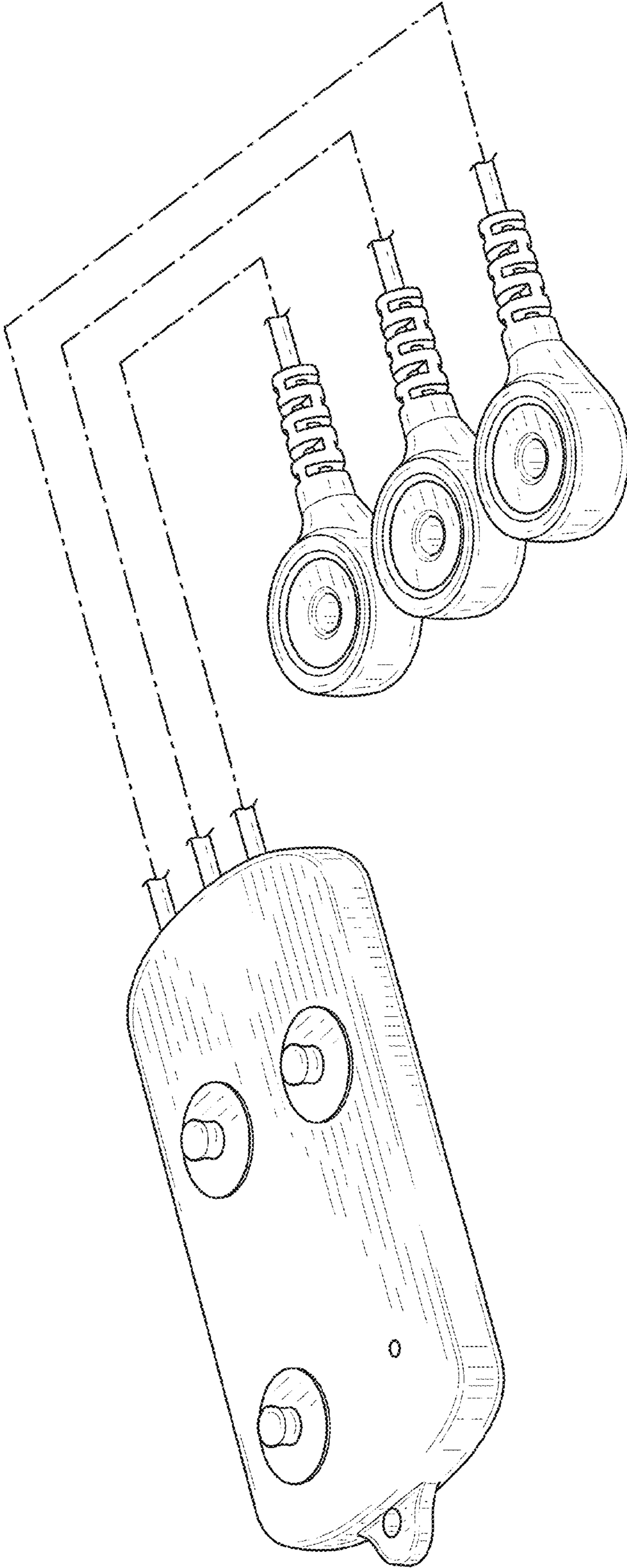


FIG. 1

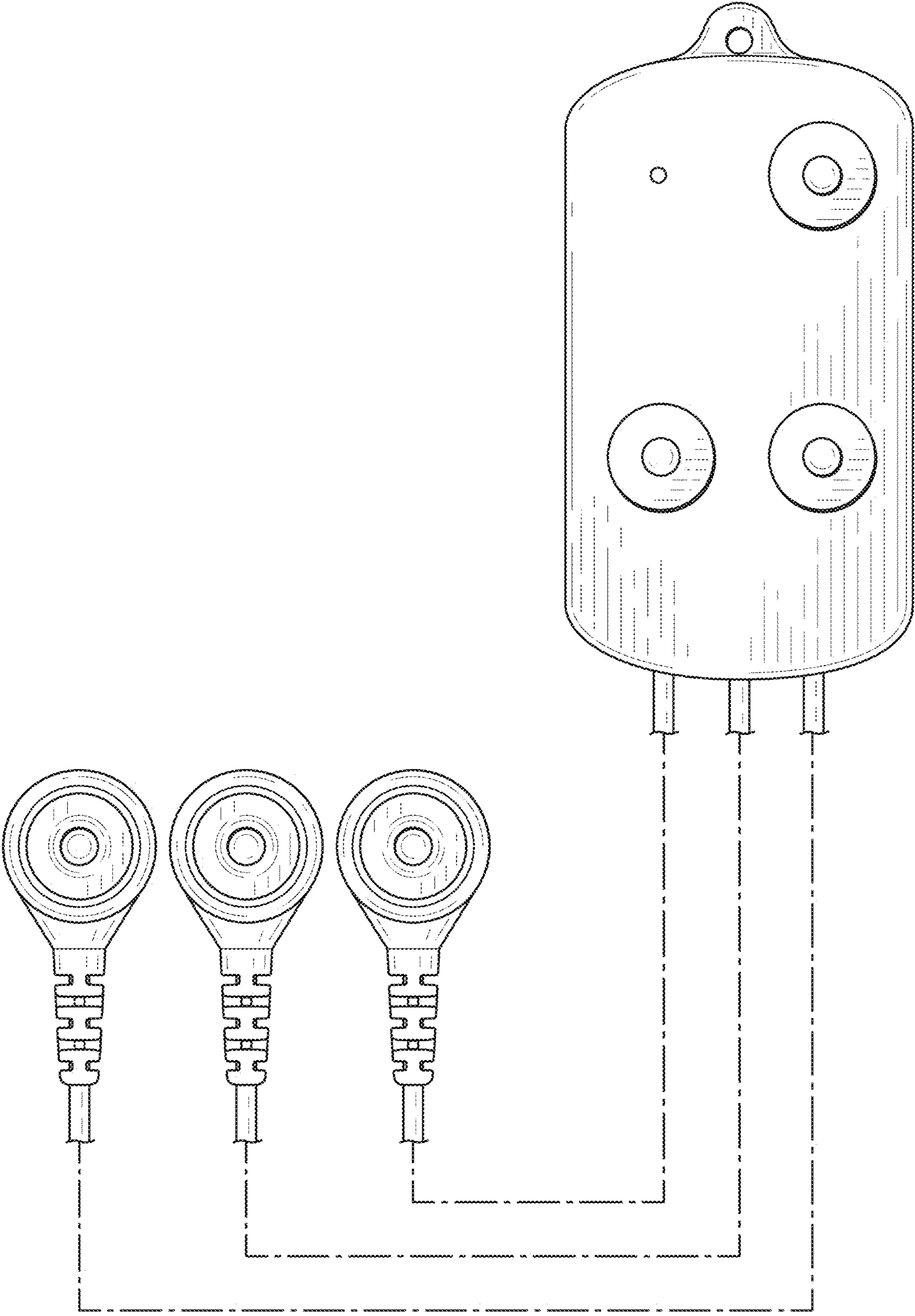


FIG. 2

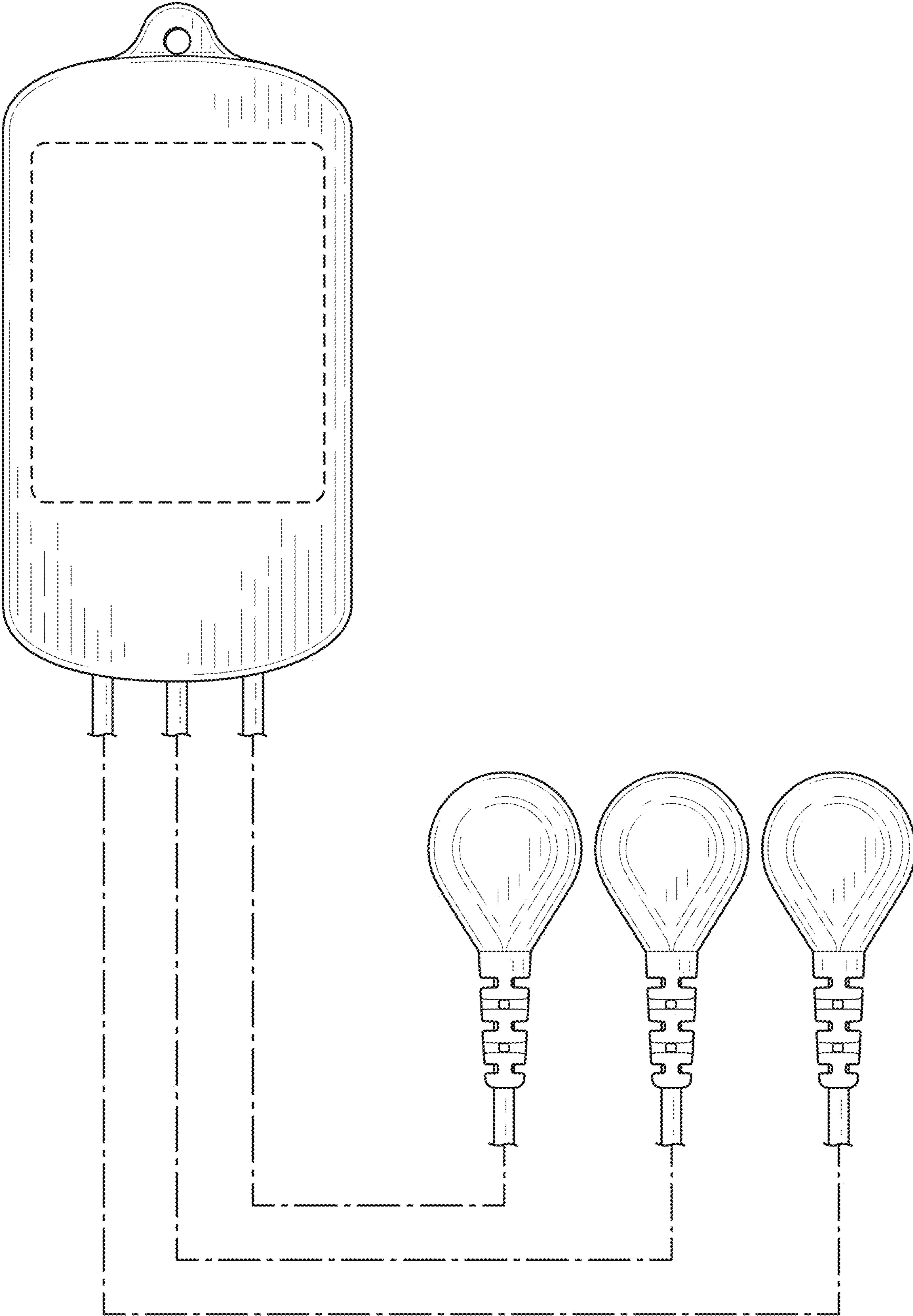


FIG. 3

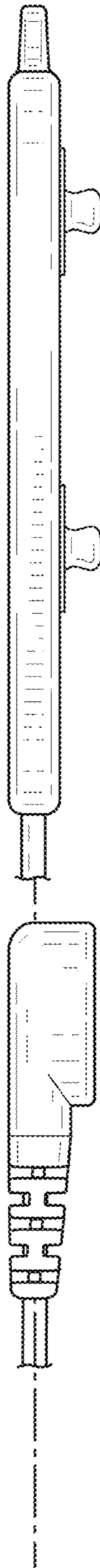


FIG. 4

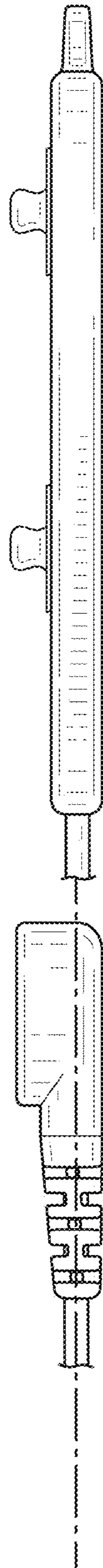


FIG. 5

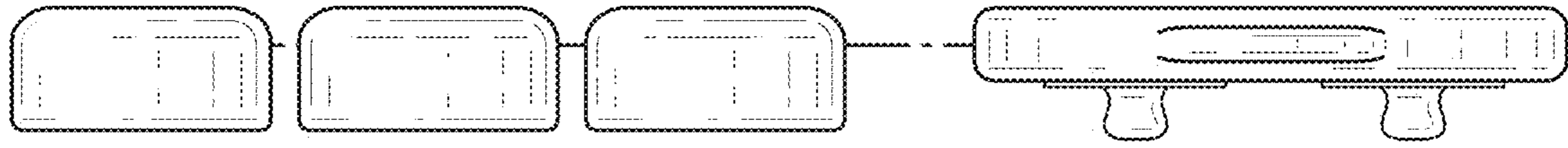


FIG. 6

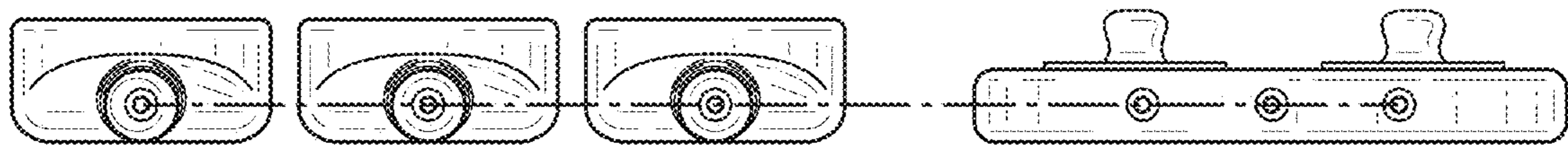


FIG. 7