



US00D985105S

(12) **United States Design Patent** (10) **Patent No.:** **US D985,105 S**
Gutierrez (45) **Date of Patent:** **** May 2, 2023**

(54) **TOILET SPLASH GUARD**
(71) Applicant: **Ramon Gutierrez**, Bakersfield, CA (US)
(72) Inventor: **Ramon Gutierrez**, Bakersfield, CA (US)
(**) Term: **15 Years**

9,551,139 B2 1/2017 Todd, IV
9,809,964 B1* 11/2017 Williams A47K 13/24
10,337,182 B1 7/2019 Bender
2009/0320198 A1 12/2009 Yefremov
2015/0040303 A1 2/2015 Uhm
2015/0192393 A1* 7/2015 Yakoub F41H 5/08
89/36.02
2020/0305663 A1* 10/2020 Coney A47K 17/00

(21) Appl. No.: **29/776,583**
(22) Filed: **Mar. 31, 2021**
(51) **LOC (14) Cl.** **23-02**
(52) **U.S. Cl.**
USPC **D23/310**
(58) **Field of Classification Search**
USPC D23/296, 307, 310; D28/7, 10
See application file for complete search history.

OTHER PUBLICATIONS

Etsy: Potty Protector. https://www.etsy.com/listing/1127265593/potty-protector?gpla=1&gao=1&&utm_source=google&utm_medium=cpc&utm_campaign=shopping_us_e-home_and_living-bathroom-bathroom_decor&utm_custom1=_k_EAIaIQobChMlgKzl_-7f-glVrlFaBR30IQqlEAKYAiABEgI-evD_BwE_k_&utm_content=go_1844702805_72389381009_346398240421_pla-3046 (Year: 2021).*

* cited by examiner

Primary Examiner — Robert A Delehanty

(56) **References Cited**

U.S. PATENT DOCUMENTS

3,193,845 A * 7/1965 Funk E03D 9/00
4/300.3
3,386,106 A * 6/1968 Clemens A47H 21/00
4/608
D262,648 S * 1/1982 Lemmon D23/307
4,348,776 A 9/1982 Sarjeant
5,222,261 A * 6/1993 Tooze A47K 3/38
4/608
5,373,589 A * 12/1994 Rego E03D 9/00
4/300.3
5,564,135 A * 10/1996 Jones E03D 9/00
4/300.3
D384,139 S * 9/1997 Tribolet D23/311
D394,900 S 6/1998 Kang
5,978,985 A * 11/1999 Thurman A47K 3/286
4/609
D552,756 S * 10/2007 Tsang D25/113
7,921,478 B1 4/2011 Vanini

(57) **CLAIM**

The ornamental design for a toilet splash guard, as shown and described.

DESCRIPTION

FIG. 1 is a front view of a toilet splash guard showing my new design;
FIG. 2 is a rear view of the toilet splash guard;
FIG. 3 is a right side view of the toilet splash guard;
FIG. 4 is a left side view of the toilet splash guard;
FIG. 5 is a top view of the toilet splash guard;
FIG. 6 is a bottom view of the toilet splash guard; and,
FIG. 7 is a top front side perspective view of the toilet splash guard in use.
The broken lines in FIG. 7 are illustrative of environmental structure forming no part of the claimed design.

1 Claim, 7 Drawing Sheets

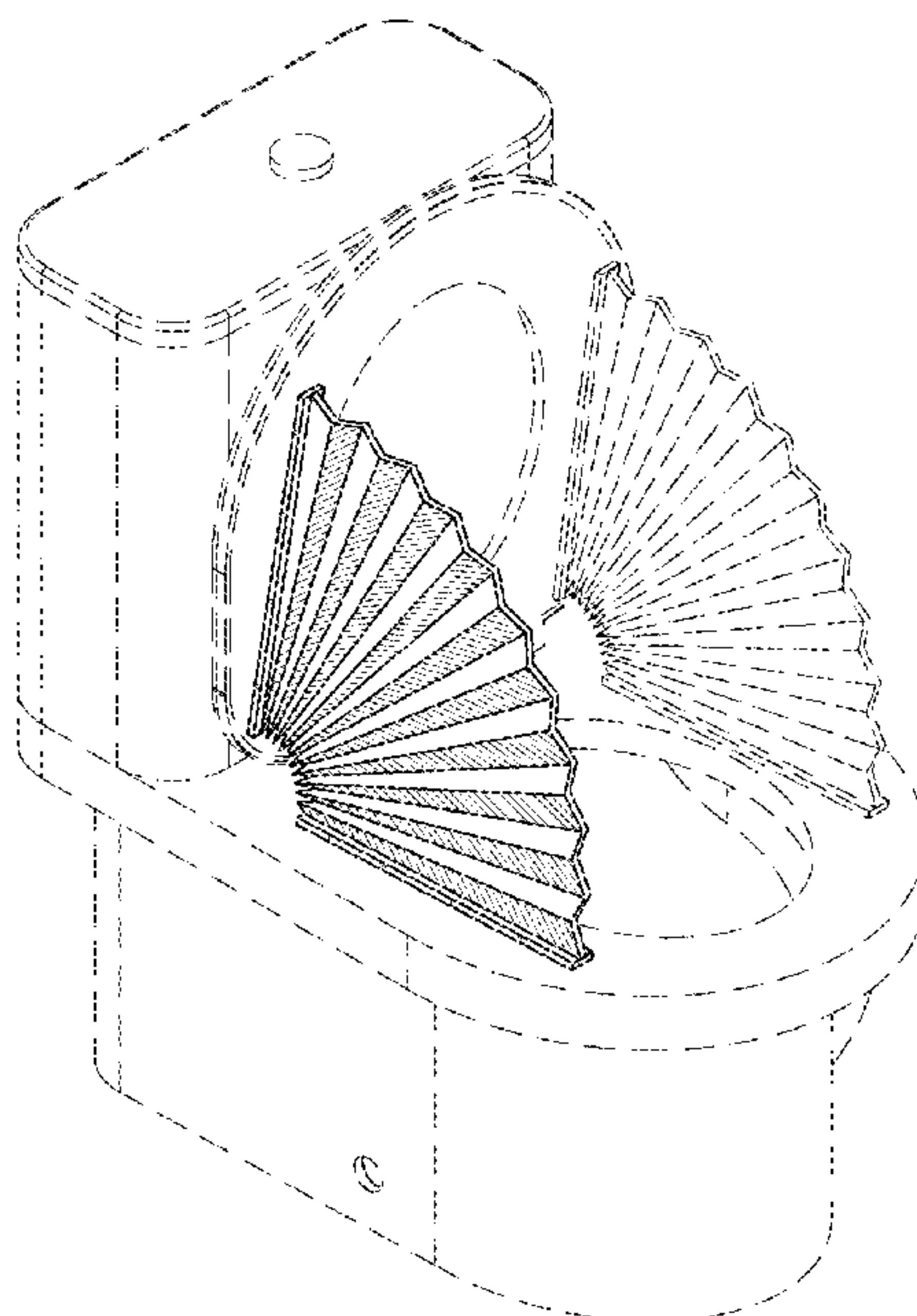




FIG. 1

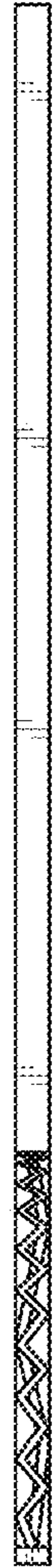


FIG. 2

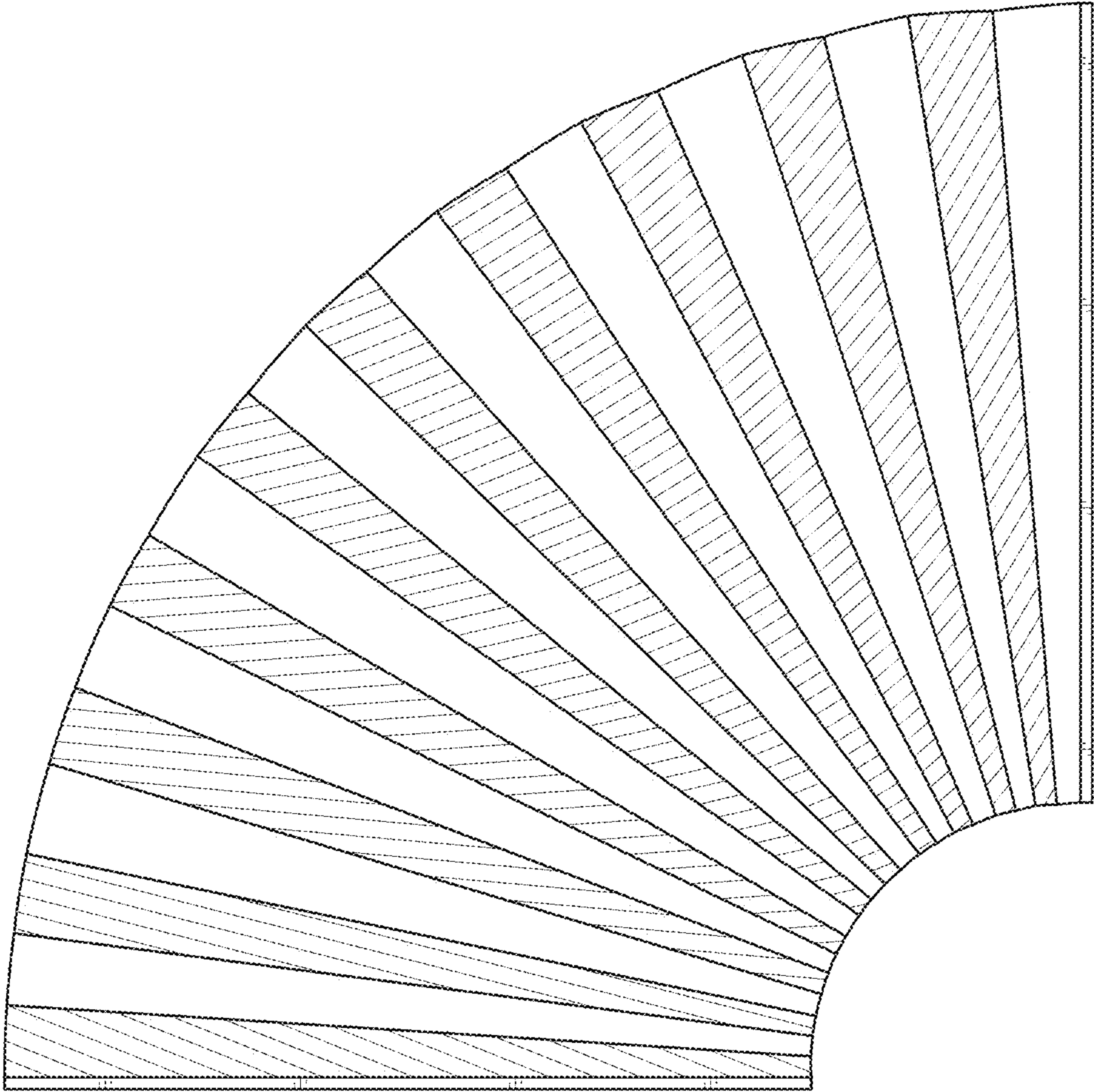


FIG. 3

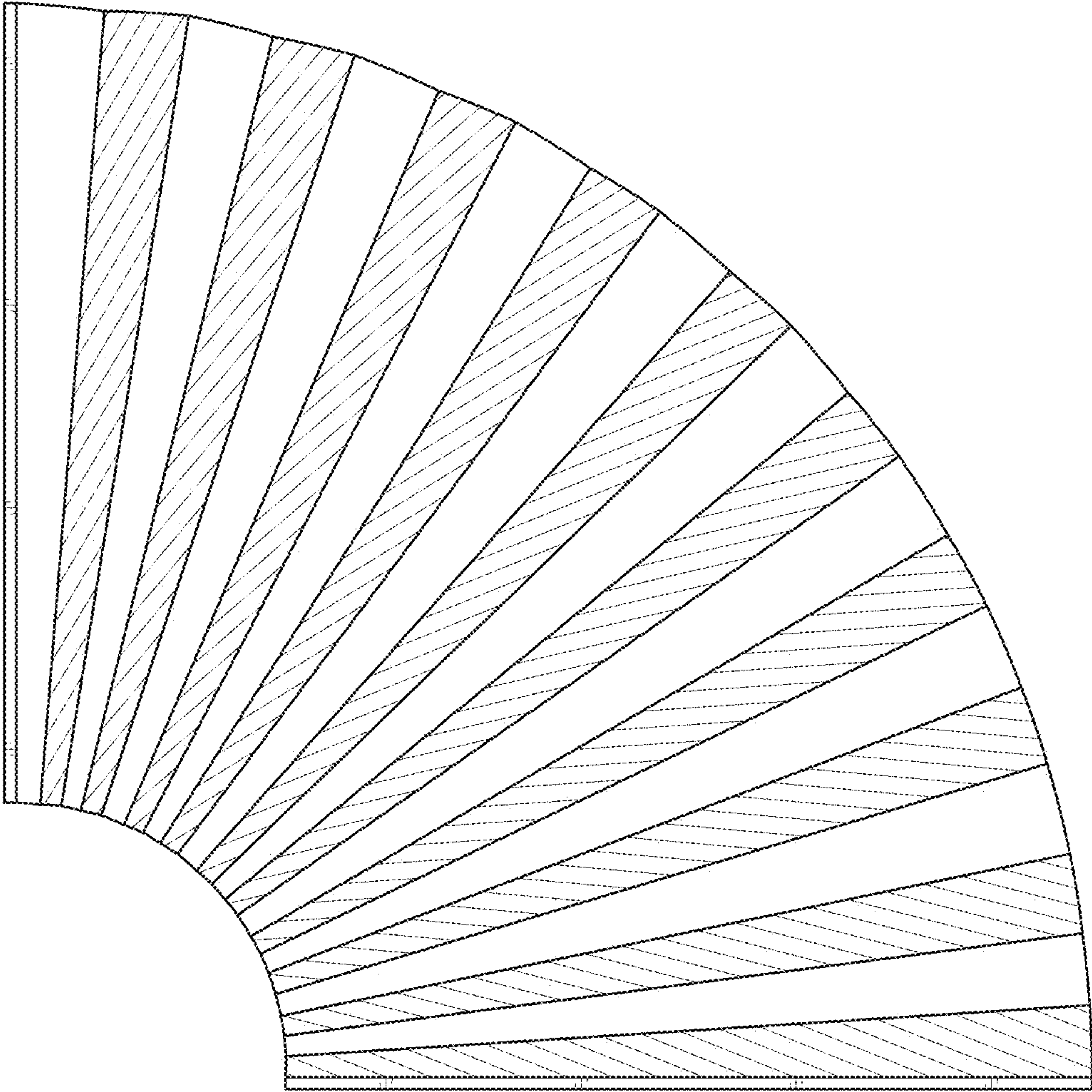


FIG. 4

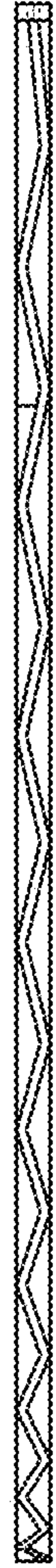


FIG. 5



FIG. 6

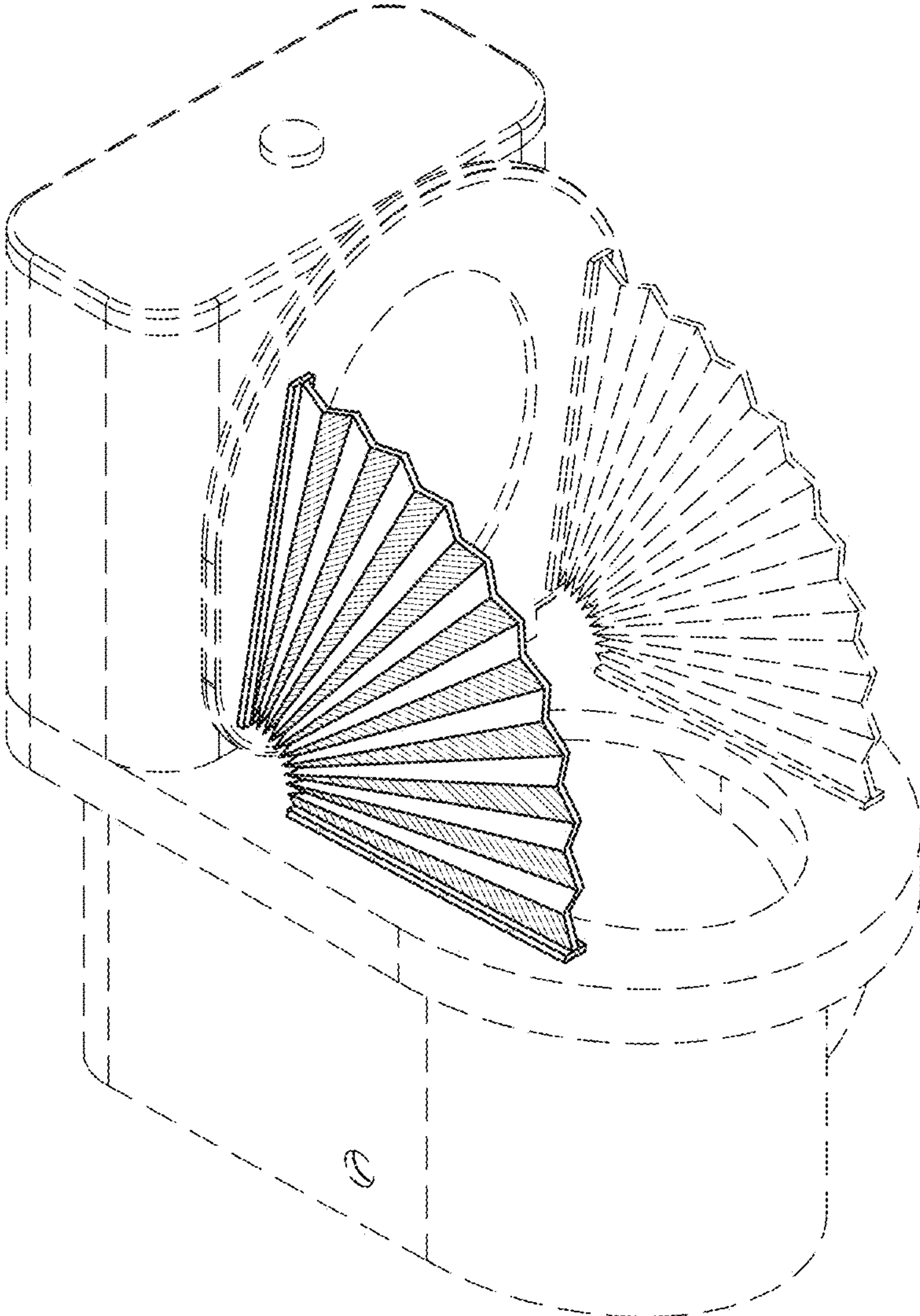


FIG. 7