



US00D985091S

(12) **United States Design Patent** (10) **Patent No.:** **US D985,091 S**  
**Wasserman et al.** (45) **Date of Patent:** **\*\* May 2, 2023**

- (54) **INFLATABLE TOWABLE RAFT**
- (71) Applicant: **Aqua-Leisure Recreation, LLC**, Avon, MA (US)
- (72) Inventors: **Suzanne Wasserman**, Winchester, MA (US); **Conor Newton Davies**, Boston, MA (US)
- (73) Assignee: **Aqua-Leisure Recreation, LLC**, Stoughton, MA (US)
- (\*\*) Term: **15 Years**
- (21) Appl. No.: **29/805,346**
- (22) Filed: **Aug. 26, 2021**
- (51) **LOC (14) Cl.** ..... **21-02**
- (52) **U.S. Cl.**  
USPC ..... **D21/808**
- (58) **Field of Classification Search**  
USPC ..... D21/447, 448, 451, 769, 770, 801, 803, D21/808, 809; D12/5, 6, 301, 302, 304, D12/316, 317; D6/334, 335, 344, 345, D6/392, 592, 601, 604  
CPC ..... B63B 35/00; B63B 35/58; B63B 35/73; B63B 35/74; B63B 35/7913  
See application file for complete search history.

- D736,882 S \* 8/2015 Chen ..... D21/803
  - D872,205 S \* 1/2020 Hsu ..... D21/808
  - D888,177 S \* 6/2020 Peterson ..... D21/803
  - D934,368 S \* 10/2021 Peterson ..... D21/803
  - D941,416 S \* 1/2022 Scoufos ..... D21/808
- (Continued)

**OTHER PUBLICATIONS**

Aqua Pro Giant Towable Tiger Tube. Online, published date May 1, 2021. Retrieved on Jan. 27, 2023 from URL: <https://www.amazon.com/Aqua-Giant-Towable-Tiger-Riders/dp/B08GYG15C6>.  
(Continued)

*Primary Examiner* — Omeed Agilee  
*Assistant Examiner* — David Truong  
(74) *Attorney, Agent, or Firm* — Wolf, Greenfield & Sacks, P.C.

(57) **CLAIM**

The ornamental design for an inflatable towable raft, as shown and described.

**DESCRIPTION**

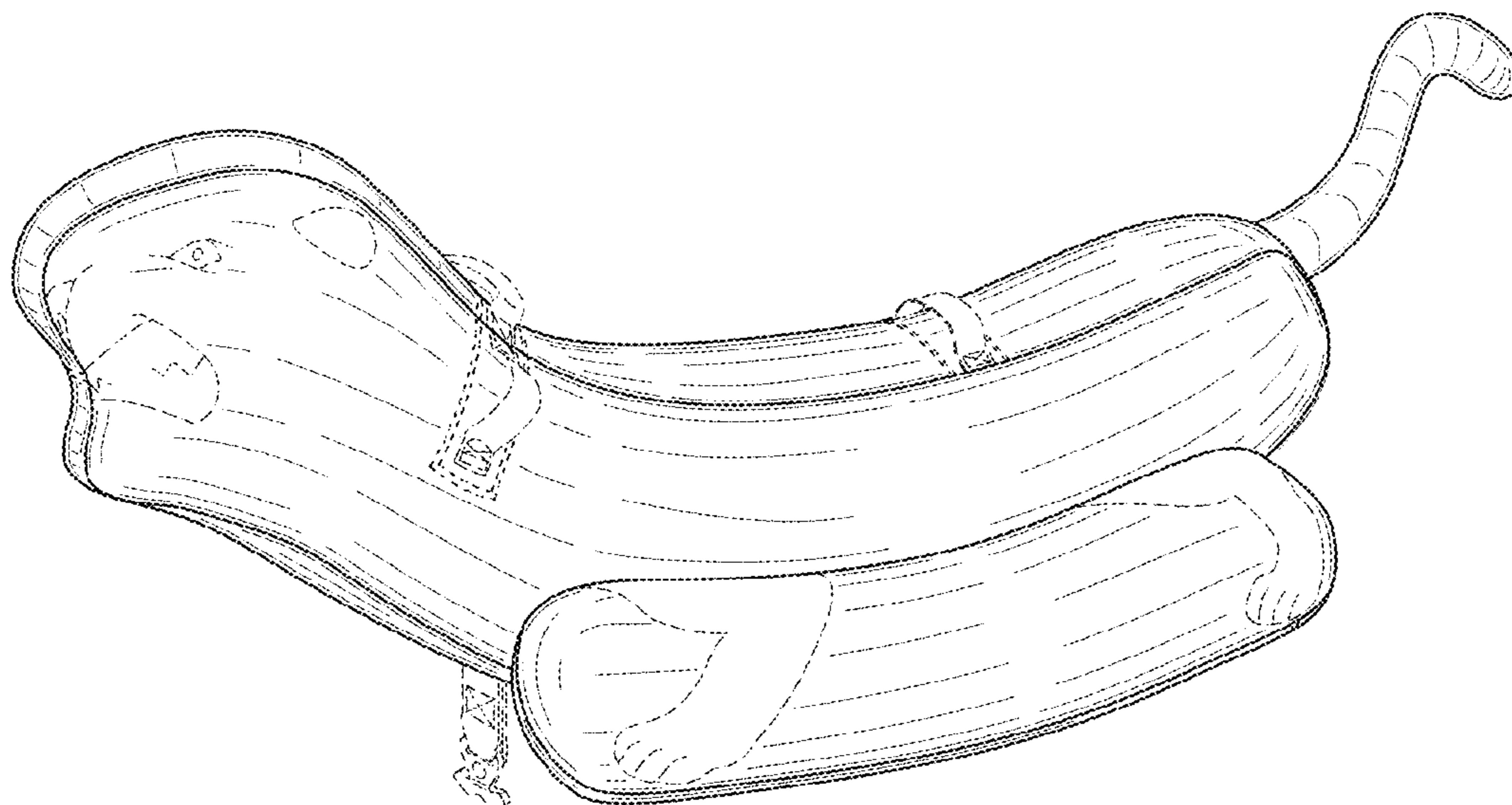
FIG. 1 is a perspective view of an inflatable towable raft in accordance with our design.  
FIG. 2. is an elevations view of the front side of the inflatable towable raft of FIG. 1.  
FIG. 3 is an elevational view of the back side of the inflatable towable raft.  
FIG. 4 is a top plan view of the inflatable towable raft.  
FIG. 5 is a bottom plan view of the inflatable towable raft.  
FIG. 6 is an elevational view from the left end of the inflatable towable raft of FIG. 1; and,  
FIG. 7. is an elevational view of the right end of the inflatable towable raft of FIG. 1.  
The broken lines in the drawings depict portions of the inflatable towable raft that form no part of the claimed design.

**1 Claim, 6 Drawing Sheets**

(56) **References Cited**

**U.S. PATENT DOCUMENTS**

- D163,061 S \* 4/1951 Meyer et al. .... D21/808
- D281,261 S \* 11/1985 Stubbmann ..... D21/419
- D293,011 S \* 12/1987 Wolfe ..... D21/618
- D393,682 S \* 4/1998 Peterson ..... D21/809
- D435,824 S \* 1/2001 Peterson ..... D21/803
- 6,491,558 B1 \* 12/2002 Myers ..... B63B 34/52  
441/130
- D505,653 S \* 5/2005 Watling ..... D12/316
- D621,897 S \* 8/2010 Churchill ..... B63B 34/52  
D21/803
- D705,375 S \* 5/2014 Rubey ..... D21/803



(56)

**References Cited**

U.S. PATENT DOCUMENTS

D958,264 S \* 7/2022 Zheng ..... D21/597  
D965,722 S \* 10/2022 Wen ..... D21/803

OTHER PUBLICATIONS

WOW World of Watersports Big Al Jr Inflatable Towable Tube.  
Online, published date Feb. 8, 2019. Retrieved on Jan. 27, 2023  
from URL: <https://www.amazon.com/Watersports-19-1070-Person-Towable-Saddle/dp/B07NJM2DRC>.\*

\* cited by examiner

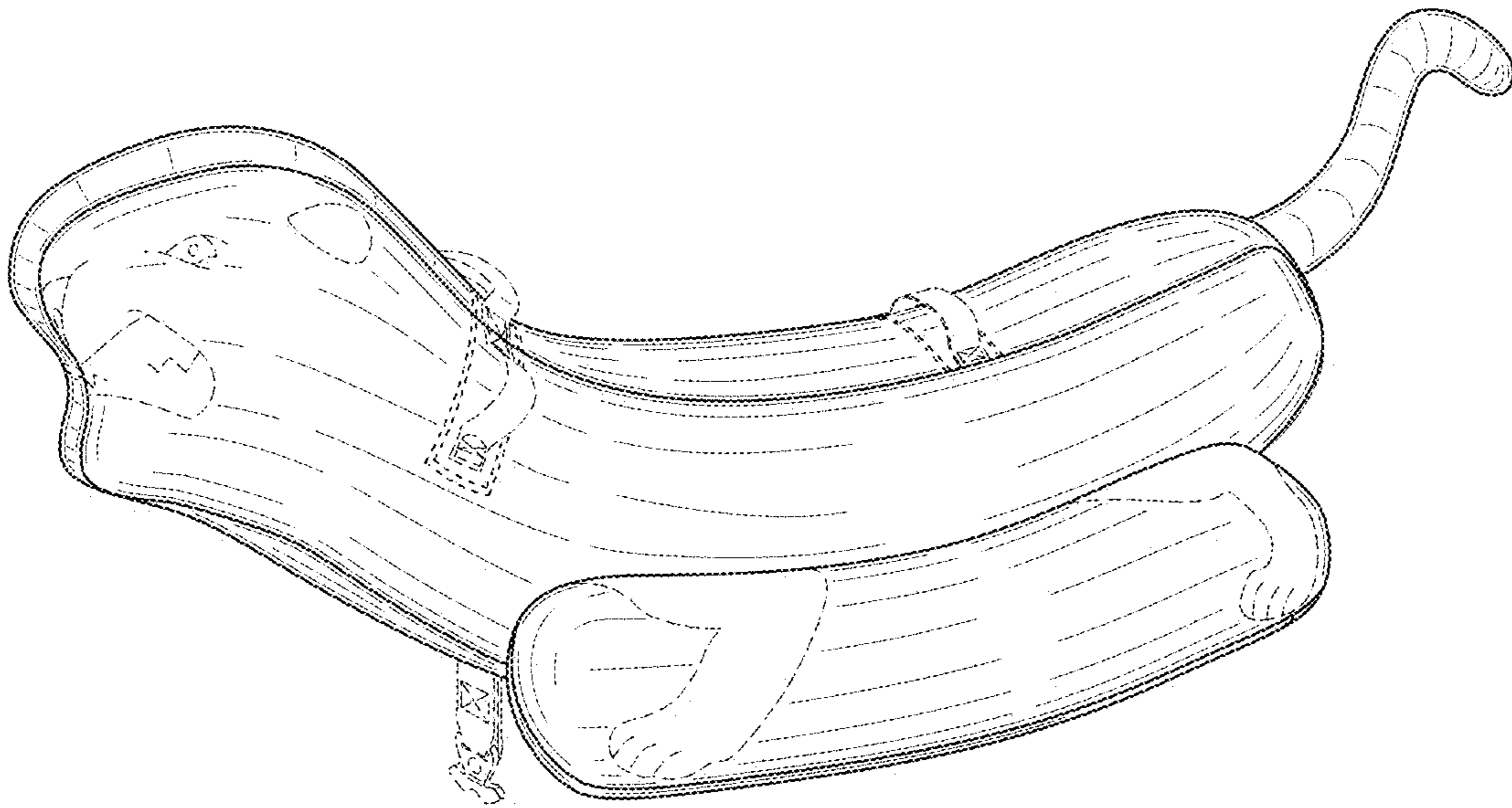


FIG. 1

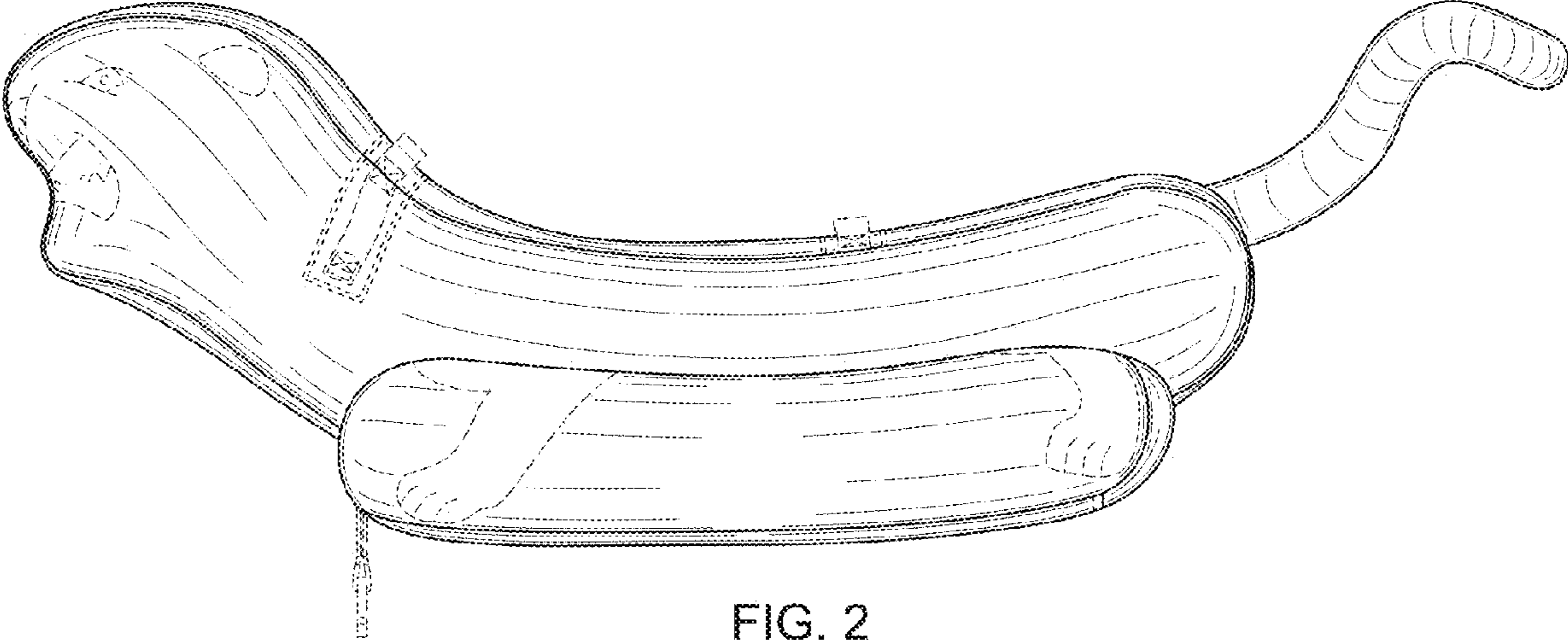


FIG. 2

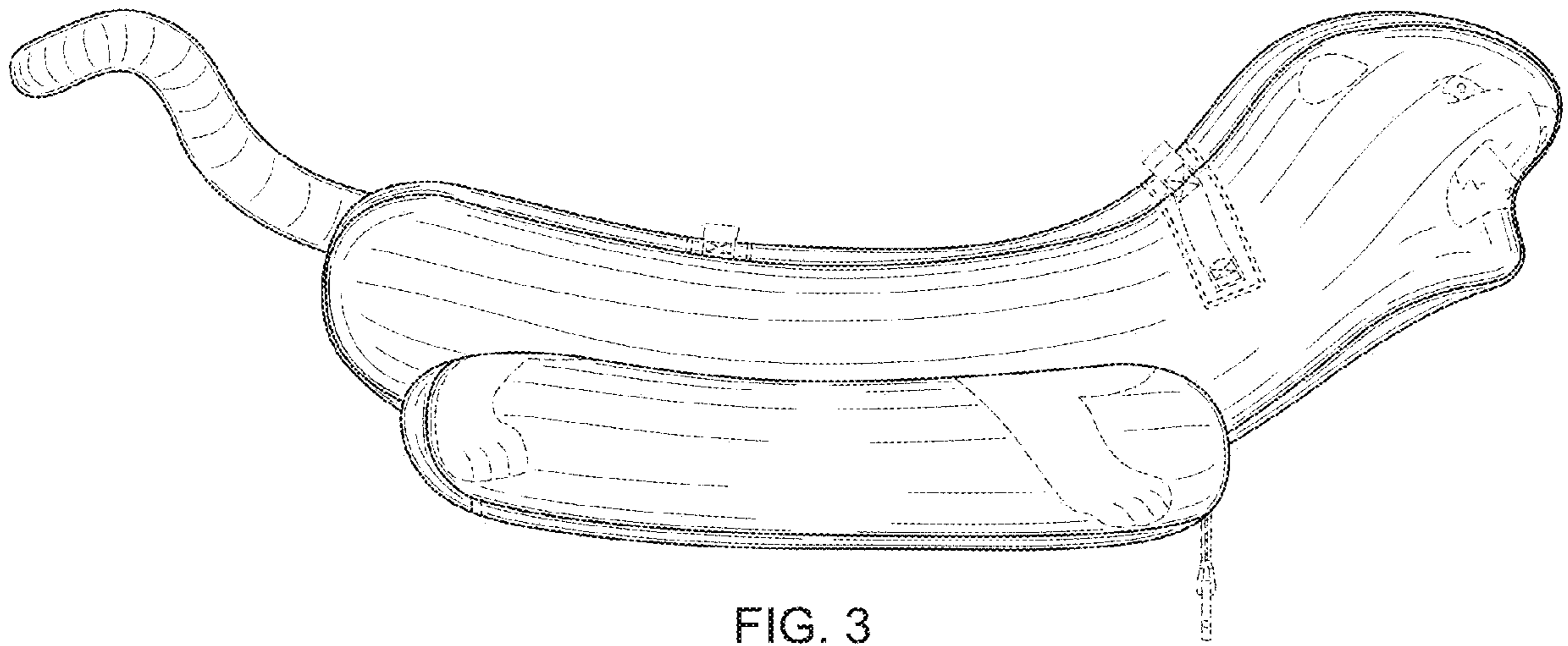


FIG. 3



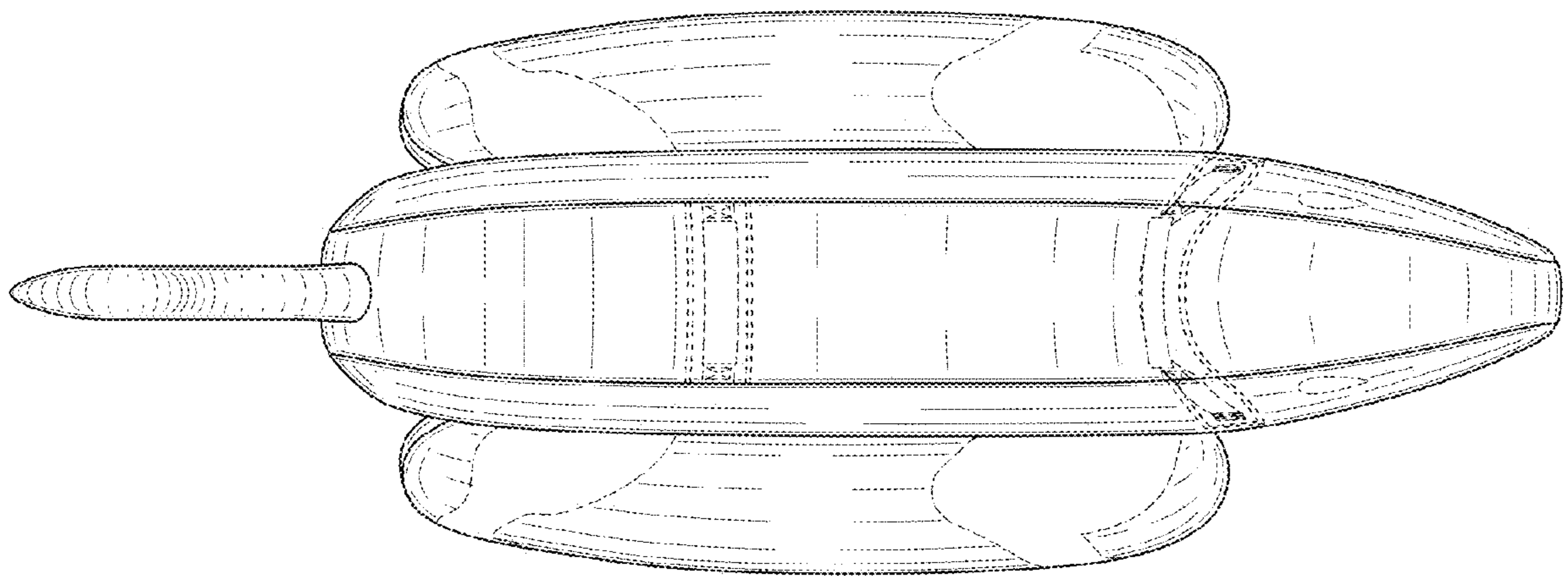


FIG. 4

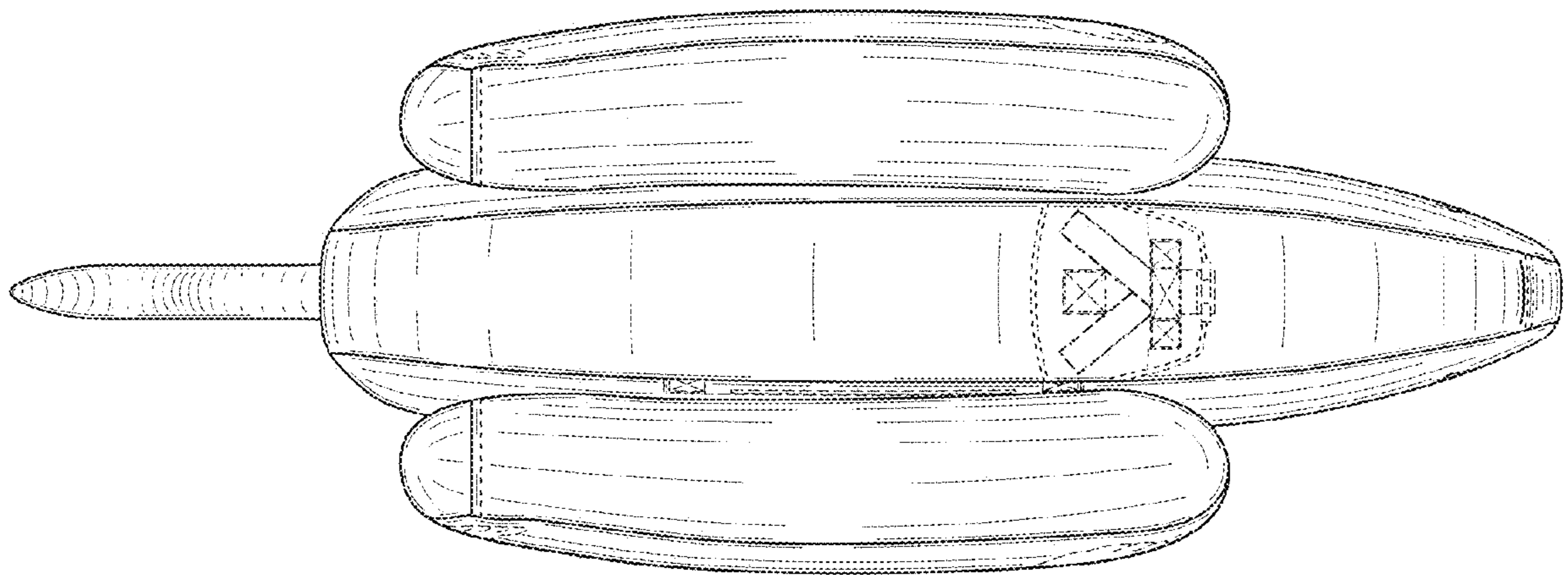


FIG. 5

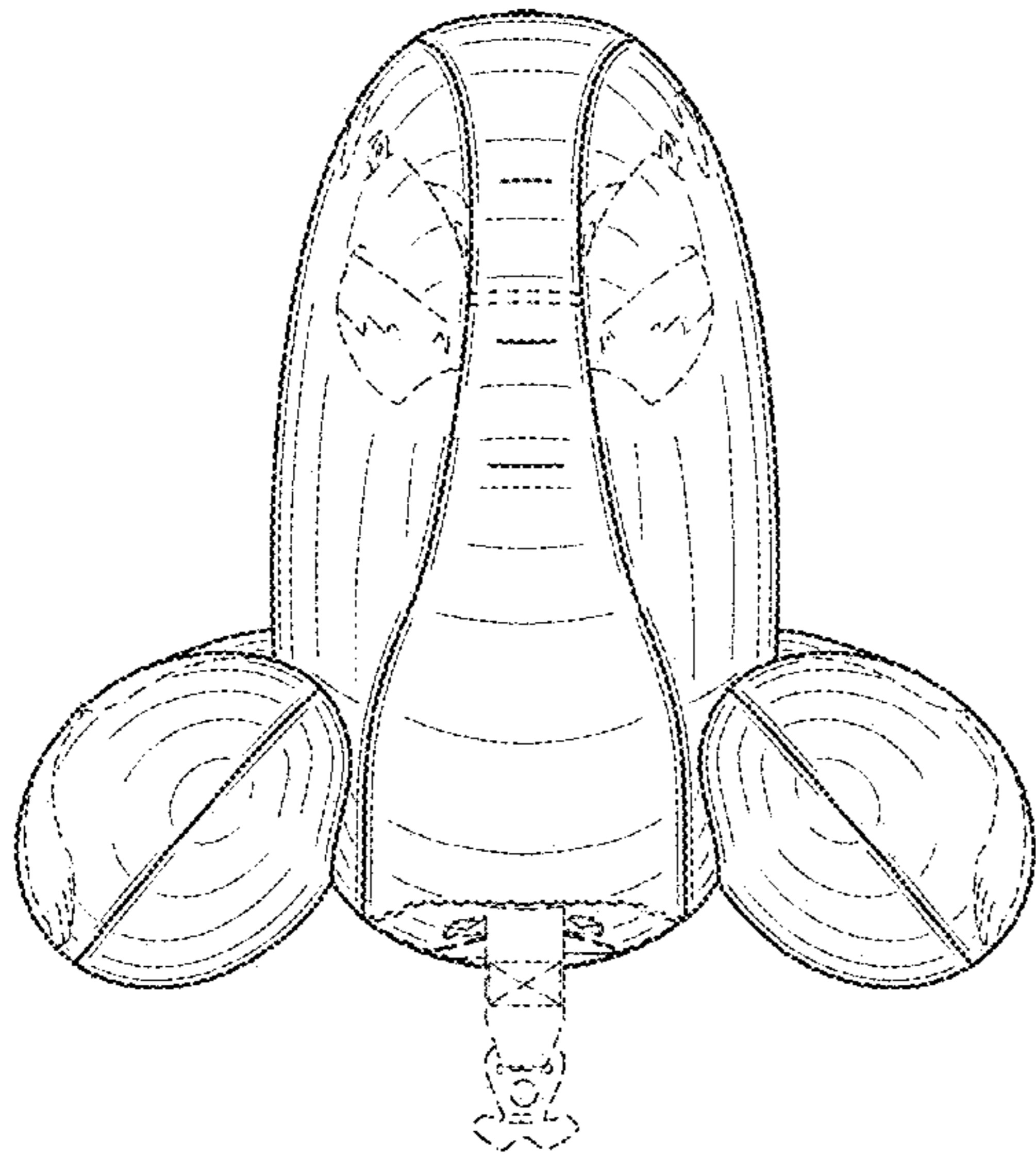


FIG. 6

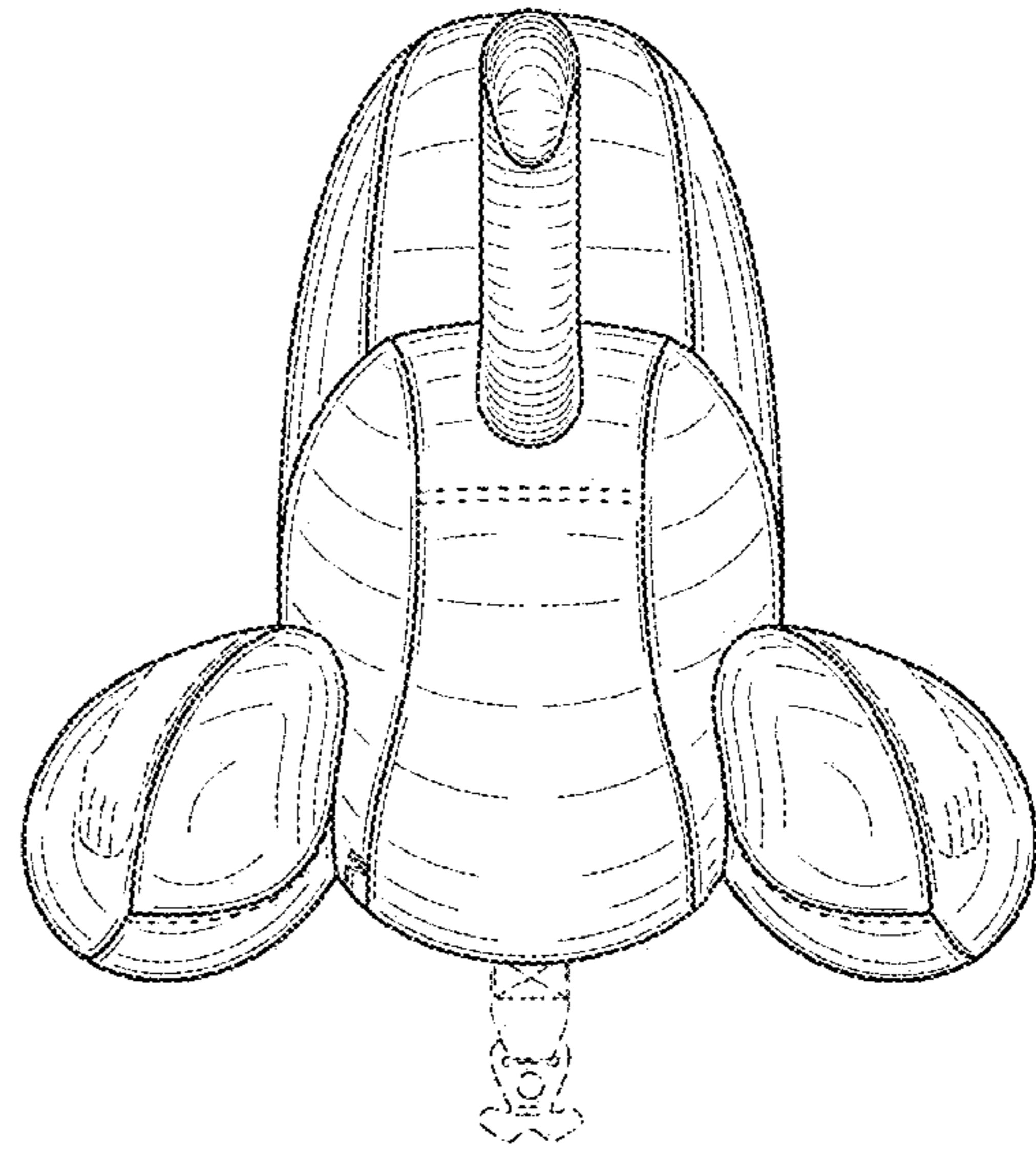


FIG. 7