



US00D985076S

(12) **United States Design Patent** (10) **Patent No.:** **US D985,076 S**  
**Yoon** (45) **Date of Patent:** **\*\* May 2, 2023**

(54) **LEG EXERCISE BELT**

(71) Applicant: **Jiyoo Yoon**, Seoul (KR)

(72) Inventor: **Jiyoo Yoon**, Seoul (KR)

(\*\*) Term: **15 Years**

(21) Appl. No.: **29/784,077**

(22) Filed: **May 18, 2021**

(51) **LOC (14) Cl.** ..... **21-02**

(52) **U.S. Cl.**

USPC ..... **D21/683**

(58) **Field of Classification Search**

USPC ..... D2/627, 900, 609, 624, 632, 635;  
D21/671, 787, 798, 826, 694, 692, 691,  
D21/690, 688, 687, 686, 684, 679, 673,  
D21/662; D30/153; D11/99, 107, 108,  
D11/137, 105, 103, 1, 2, 40, 53, 56, 57,  
D11/59-61, 63, 65, 89, 90-92, 101, 106,  
D11/114-116, 201, 208-210; D24/211,  
D24/189, 190, 192

CPC ..... A63B 21/0557; A63B 21/0442; A63B  
2208/0204; A63B 21/0004; A63B  
21/1449; A61F 5/0111

See application file for complete search history.

(56) **References Cited**

**U.S. PATENT DOCUMENTS**

D218,621 S \* 9/1970 Scott ..... D21/683  
D270,652 S \* 9/1983 Winston ..... D21/683  
5,086,758 A \* 2/1992 Schiek, Sr. .... A61F 5/028  
2/338  
5,316,022 A \* 5/1994 Schiek, Sr. .... A61F 5/028  
2/338  
D359,158 S \* 6/1995 Miramontes ..... D21/683  
D368,331 S \* 3/1996 Chiang ..... D29/121.1

(Continued)

**FOREIGN PATENT DOCUMENTS**

GB 6114283 \* 1/2021

**OTHER PUBLICATIONS**

“Patella Tendon Knee Strap” Oct. 10, 2018, Amazon, site visited  
Nov. 28, 2022: <https://amzn.to/3VeklwH> (Year: 2018).\*

(Continued)

*Primary Examiner* — Jack Reickel

*Assistant Examiner* — Salamah Jordan

(74) *Attorney, Agent, or Firm* — Willie Jacques; Emanus,  
LLC

(57) **CLAIM**

The ornamental design for a leg exercise belt, as shown and  
described.

**DESCRIPTION**

FIG. 1 illustrates a front perspective view of a leg exercise  
belt;

FIG. 2 illustrates a bottom perspective view of the leg  
exercise belt of FIG. 1;

FIG. 3 illustrates a front view of the leg exercise belt of FIG.  
1;

FIG. 4 illustrates a rear view of the leg exercise belt of FIG.  
1;

FIG. 5 illustrates a left side view of the leg exercise belt of  
FIG. 1;

FIG. 6 illustrates a right view of the leg exercise belt of FIG.  
1;

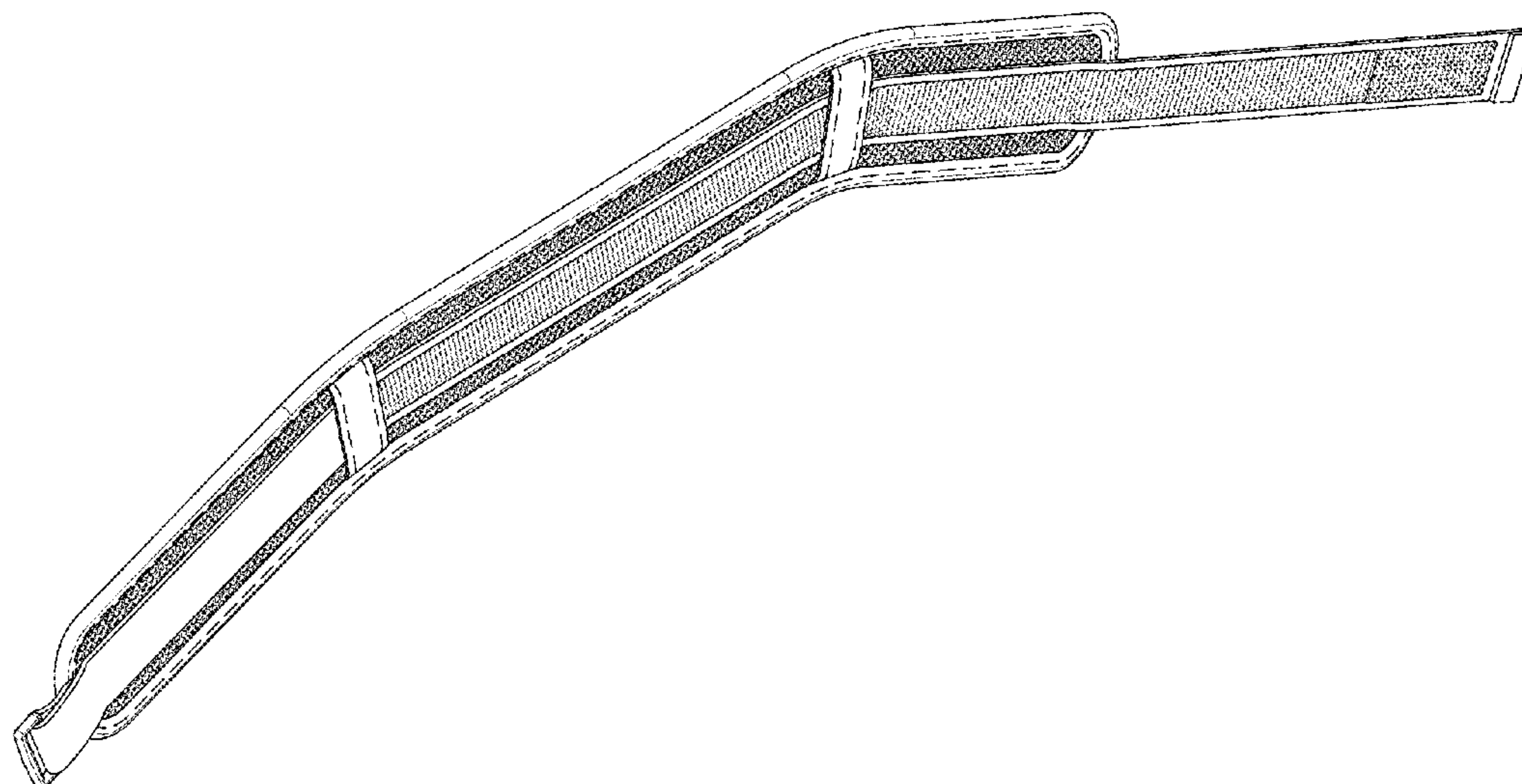
FIG. 7 illustrates a top view of the leg exercise belt of FIG.  
1;

FIG. 8 illustrate bottom view of the leg exercise belt of FIG.  
1; and,

FIG. 9 illustrate a front view of the leg exercise belt of FIG.  
1 shown in use.

The broken lines showing legs of a user in FIG. 9 illustrate  
environmental structure only and do not form part of the  
claimed design. The broken lines shown on the leg exercise  
belt in FIG. 1 to FIG. 4 and FIG. 9 represents stitching that  
does form part of the claimed design.

**1 Claim, 7 Drawing Sheets**



(56)

**References Cited**

U.S. PATENT DOCUMENTS

D368,332 S \* 3/1996 Chiang ..... D29/121.1  
6,053,883 A \* 4/2000 Schiek, Sr. .... A61F 5/028  
602/19  
D464,686 S \* 10/2002 Silveira ..... D21/683  
D503,806 S \* 4/2005 Williams ..... D24/190  
D554,268 S \* 10/2007 Harding ..... D24/190  
D582,994 S \* 12/2008 Ulichney ..... D21/683  
8,628,488 B2 \* 1/2014 Serola ..... A61H 1/00  
2/338  
D751,720 S \* 3/2016 Williams ..... D24/190  
D753,344 S 4/2016 Kantor  
D843,525 S 3/2019 Karvandi  
D888,368 S \* 6/2020 Hyera ..... D2/859  
D912,742 S 3/2021 Qiao  
D947,389 S \* 3/2022 Ye ..... D24/188  
D955,515 S \* 6/2022 Chang ..... D21/694  
D967,303 S \* 10/2022 Coughlan ..... D21/694  
2003/0187375 A1 \* 10/2003 Gaylord ..... A61F 5/0106  
602/26

OTHER PUBLICATIONS

“Rip Toned Dip Belt” Jul. 9, 2016, Amazon, site visited Nov. 30, 2022:<https://amzn.to/3ikguVr> (Year: 2016).\*

\* cited by examiner

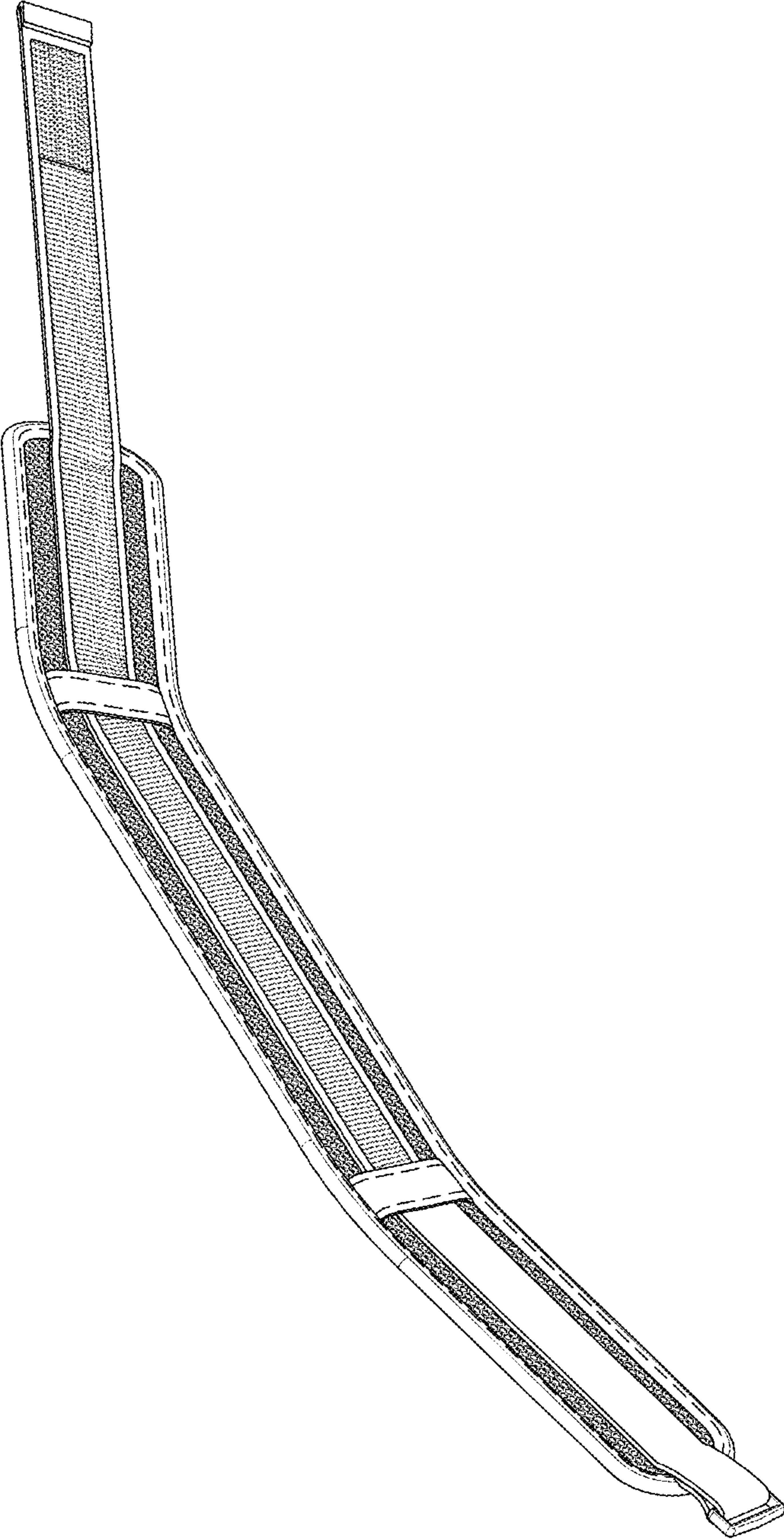


FIG. 1

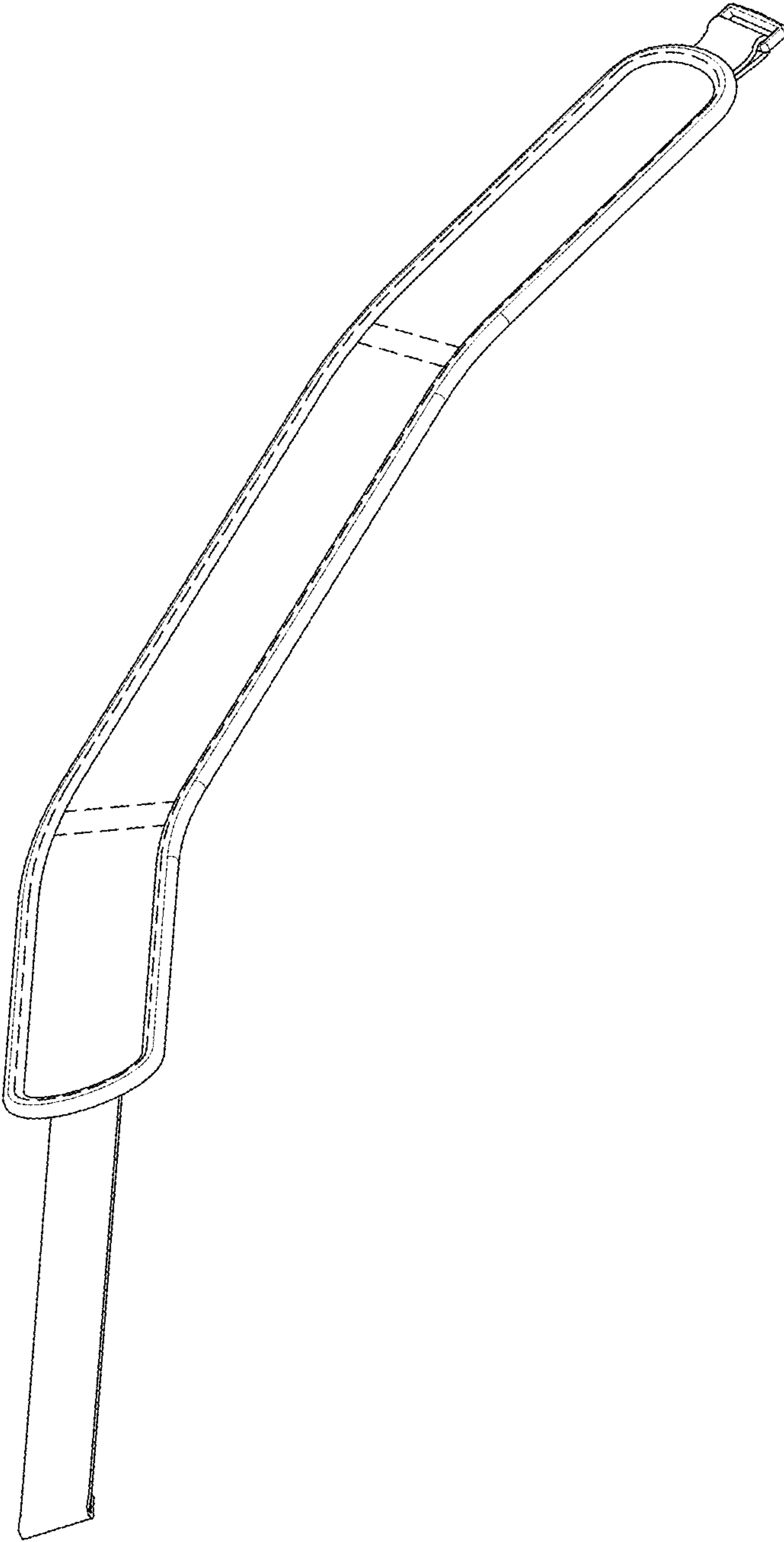


FIG. 2



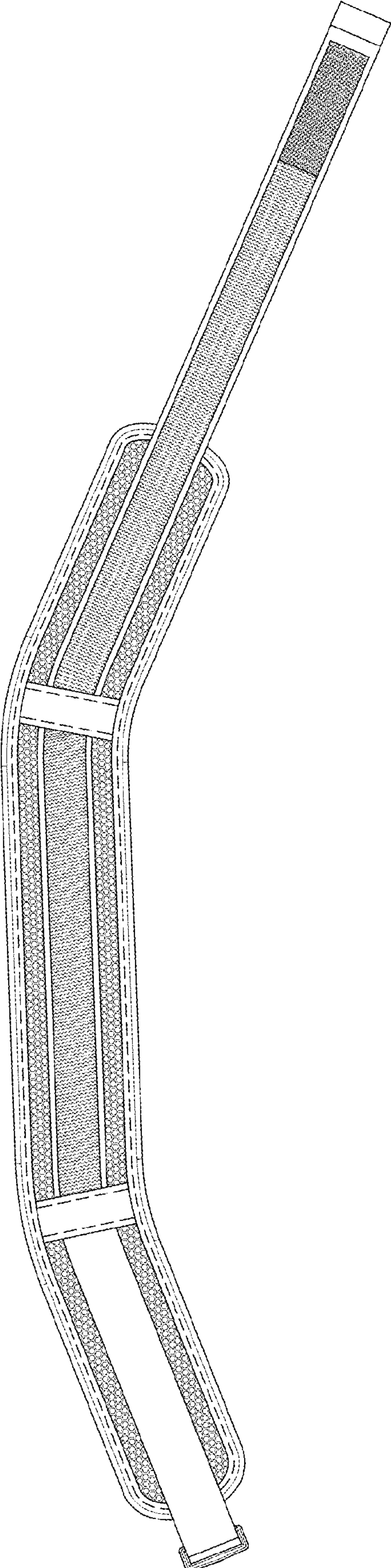


FIG. 3

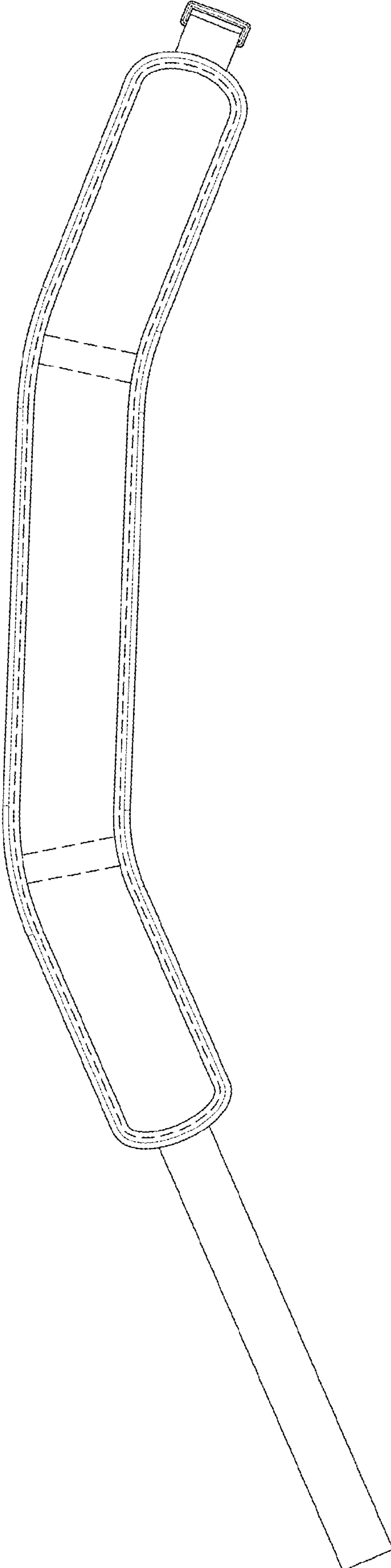


FIG. 4




FIG. 6



FIG. 5



FIG. 7



FIG. 8






FIG. 9