



US00D985063S

(12) **United States Design Patent**  
**Palmer**

(10) **Patent No.:** **US D985,063 S**

(45) **Date of Patent:** **\*\* May 2, 2023**

(54) **BALLOON SKIRT**

(71) Applicant: **June Palmer**, Providence Forge, VA  
(US)

(72) Inventor: **June Palmer**, Providence Forge, VA  
(US)

(\*\*) Term: **15 Years**

(21) Appl. No.: **29/678,407**

(22) Filed: **Jan. 29, 2019**

(51) **LOC (14) Cl.** ..... **21-01**

(52) **U.S. Cl.**  
USPC ..... **D21/453**

(58) **Field of Classification Search**  
USPC ..... D12/323, 345; D21/436, 439, 440, 453  
CPC ..... A63H 27/10; A63H 27/1091; A63H  
27/1041; A63H 27/1033; A63H 27/1075;  
A63H 27/1083  
See application file for complete search history.

(56) **References Cited**

U.S. PATENT DOCUMENTS

208,637 A	10/1878	Schwartz	
1,329,584 A	2/1920	Martin	
1,536,816 A	5/1925	Sale	
5,755,419 A *	5/1998	Gearhart	..... A63H 27/10 248/176.1
5,938,154 A *	8/1999	Bartels	..... A63H 27/10 248/176.1
D415,063 S	10/1999	Wims	

6,001,434 A	12/1999	Zinbarg	
6,364,258 B1	4/2002	Naranjo	
6,688,939 B1 *	2/2004	Novak	..... A63H 27/10 248/176.1
D658,236 S *	4/2012	Dalfonzo	..... D21/453
D688,318 S *	8/2013	Dalfonzo	..... D21/453
D691,673 S *	10/2013	Vazquez	..... D21/443
2017/0282088 A1 *	10/2017	Mowbray	..... A63H 27/10

\* cited by examiner

*Primary Examiner* — Marissa J Cash

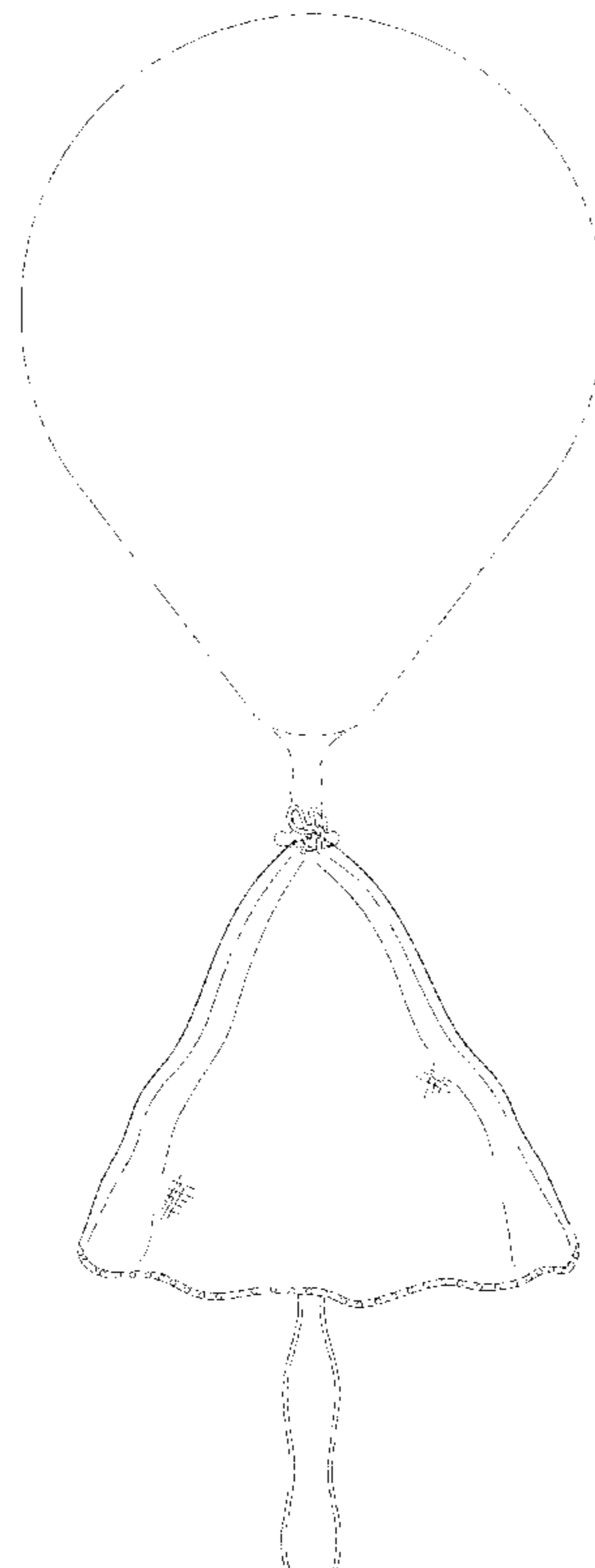
(57) **CLAIM**

The ornamental design for a balloon skirt, as shown and described.

**DESCRIPTION**

FIG. 1 is a front view of a balloon skirt showing my new design;  
FIG. 2 is a rear view of the balloon skirt;  
FIG. 3 is a left side view of the balloon skirt;  
FIG. 4 is a right side view of the balloon skirt;  
FIG. 5 is a top view of the balloon skirt;  
FIG. 6 is a bottom view of the balloon skirt; and,  
FIG. 7 is a top front side perspective view of the balloon skirt thereof, shown in an alternate configuration of use and in an environment of use.  
The broken line in FIG. 7 is illustrative of environmental structure forming no part of the claimed invention.

**1 Claim, 5 Drawing Sheets**



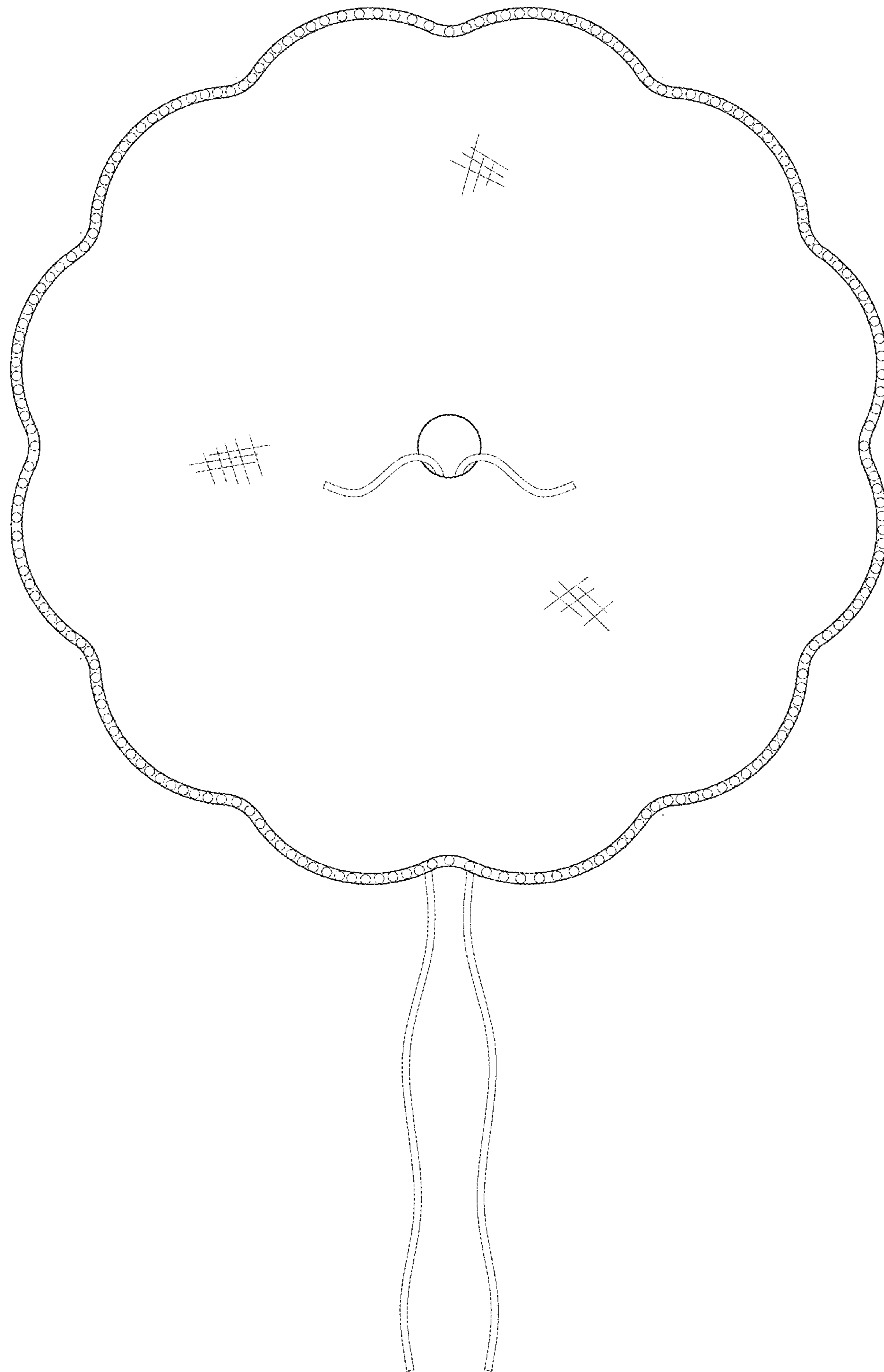


FIG. 1

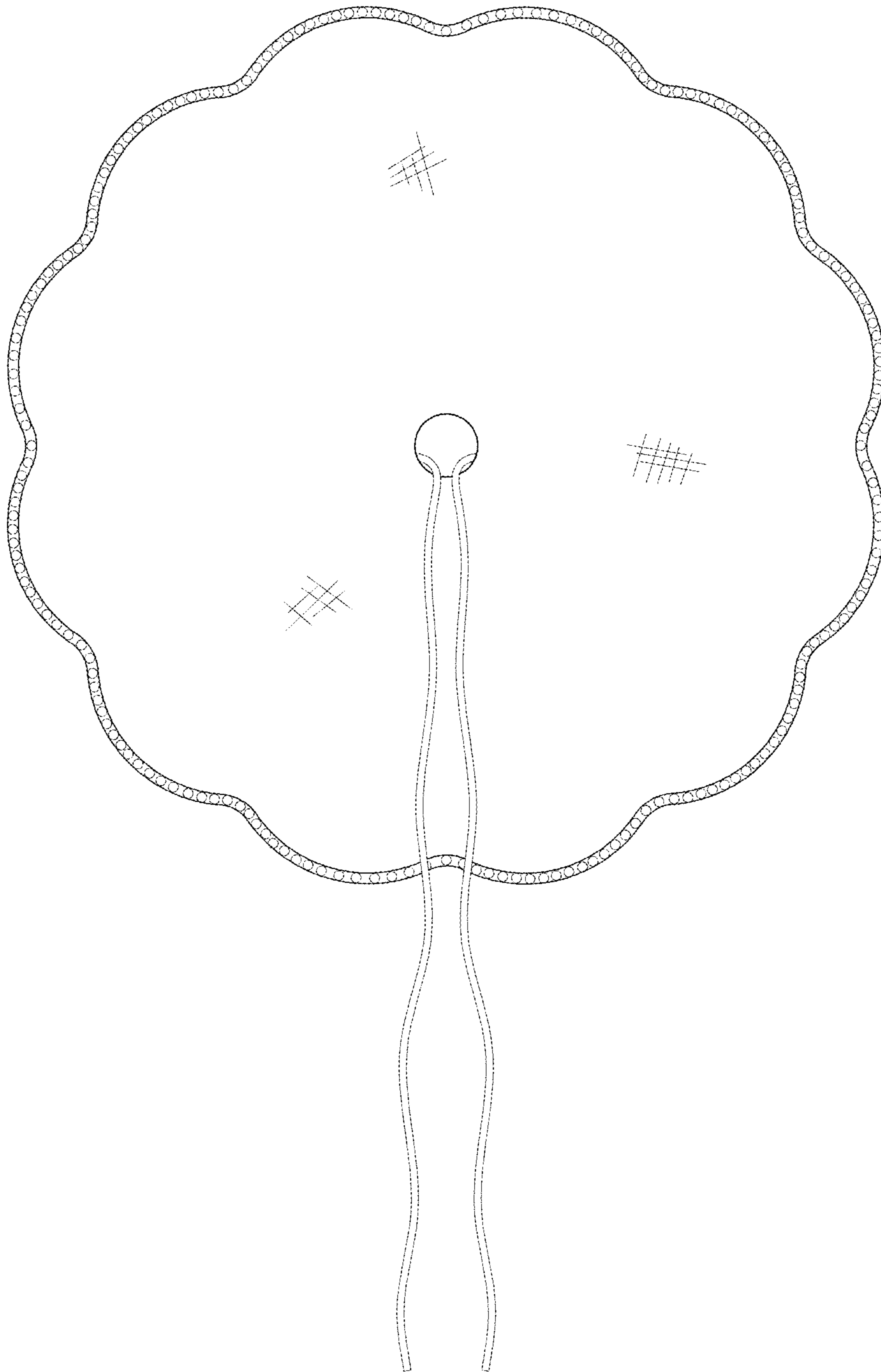


FIG. 2

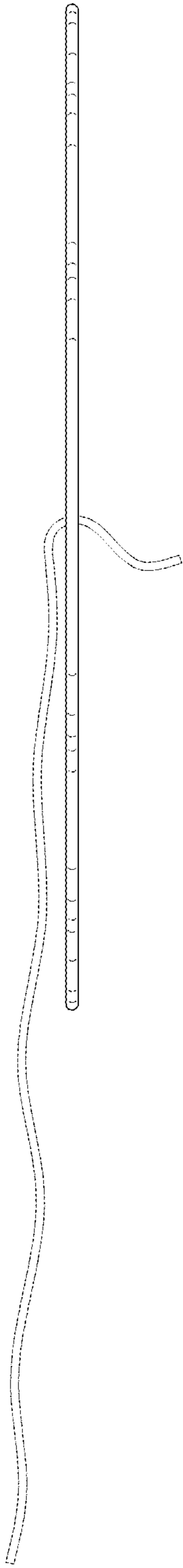


FIG. 3

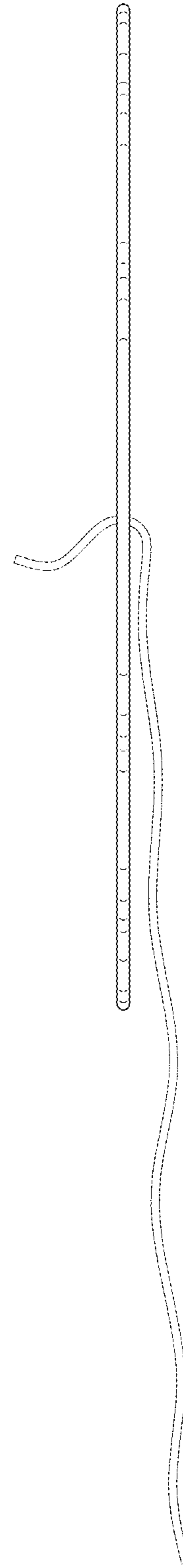


FIG. 4

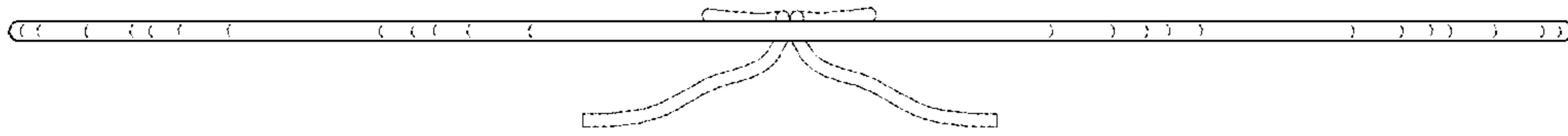


FIG. 5

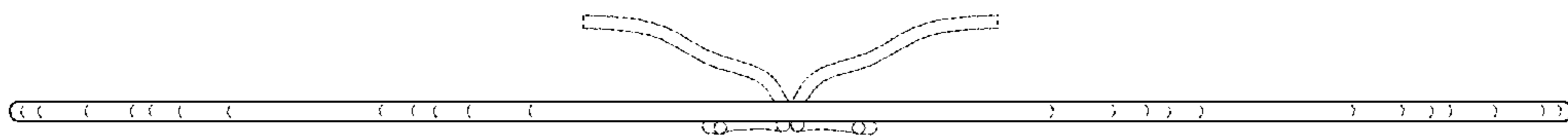


FIG. 6



FIG. 7