



US00D985043S

(12) **United States Design Patent** (10) **Patent No.:** **US D985,043 S**  
**Ekonomi** (45) **Date of Patent:** **\*\* May 2, 2023**

(54) **DUAL EYE SHIELD**  
(71) Applicant: **Soft Logic Inc.**, Santa Barbara, CA (US)  
(72) Inventor: **Kerim Ekonomi**, Santa Barbara, CA (US)  
(73) Assignee: **Soft Logic Inc.**, Santa Barbara, CA (US)  
(\*\*) Term: **15 Years**  
(21) Appl. No.: **29/778,270**  
(22) Filed: **Apr. 12, 2021**  
(51) **LOC (14) Cl.** ..... **16-06**  
(52) **U.S. Cl.**  
USPC ..... **D16/312**  
(58) **Field of Classification Search**  
USPC ..... D14/372; D16/100, 101, 300-342; D21/658-661; D24/110.2; D29/104-110  
CPC ... G02C 7/02; G02C 1/10; G02C 3/00; G02C 5/124; G02C 7/022; G02C 1/00; G02C 1/02; G02C 1/023; G02C 5/00; G02C 5/001; G02C 5/02; G02C 5/04; G02C 5/10; G02C 5/12; G02C 5/146; G02C 5/22; G02C 7/061; G02C 7/063; G02C 7/10; G02C 2200/02; G02C 2200/04; G02C 2200/06; G02C 2200/08; G02C 2200/18; G02C 2200/20; B29D 11/00; B29D 11/00009; B29D 11/00028; B29D 11/00019; A61F 2009/021; A61F 9/025; A61F 9/045; A61F 9/02; A63B 33/002; A63B 33/004; A63B 33/006; A63B 33/008

See application file for complete search history.

(56) **References Cited**

**U.S. PATENT DOCUMENTS**

D115,760 S \* 7/1939 English ..... D16/314  
4,779,291 A \* 10/1988 Russell ..... A61F 9/026  
2/440

5,297,298 A \* 3/1994 Salatka ..... G02C 1/02  
2/9  
5,802,622 A \* 9/1998 Baharad ..... A61F 9/02  
2/2.5  
D424,079 S \* 5/2000 Hall ..... D16/101  
D439,597 S \* 3/2001 Marcum ..... D16/101  
D447,505 S 9/2001 Lane  
D457,908 S 5/2002 Lane et al.  
D467,606 S 12/2002 Lane

(Continued)

**FOREIGN PATENT DOCUMENTS**

WO D041439-002 \* 11/1997  
WO D041439-005 \* 11/1997

**OTHER PUBLICATIONS**

Dual Eye Shield, product availability unknown [online], wayback machine review Jan. 23, 2018 [online], [site visited Nov. 3, 2022]:URL: <<https://web.archive.org/web/20180123172206/http://www.pinpointoptics.net/order/index.html>> (Year: 2018).\*

*Primary Examiner* — Bao-Yen T Nguyen  
*Assistant Examiner* — Loryn K. Leblanc  
(74) *Attorney, Agent, or Firm* — Lyon & Harr, LLP;  
Richard T. Lyon

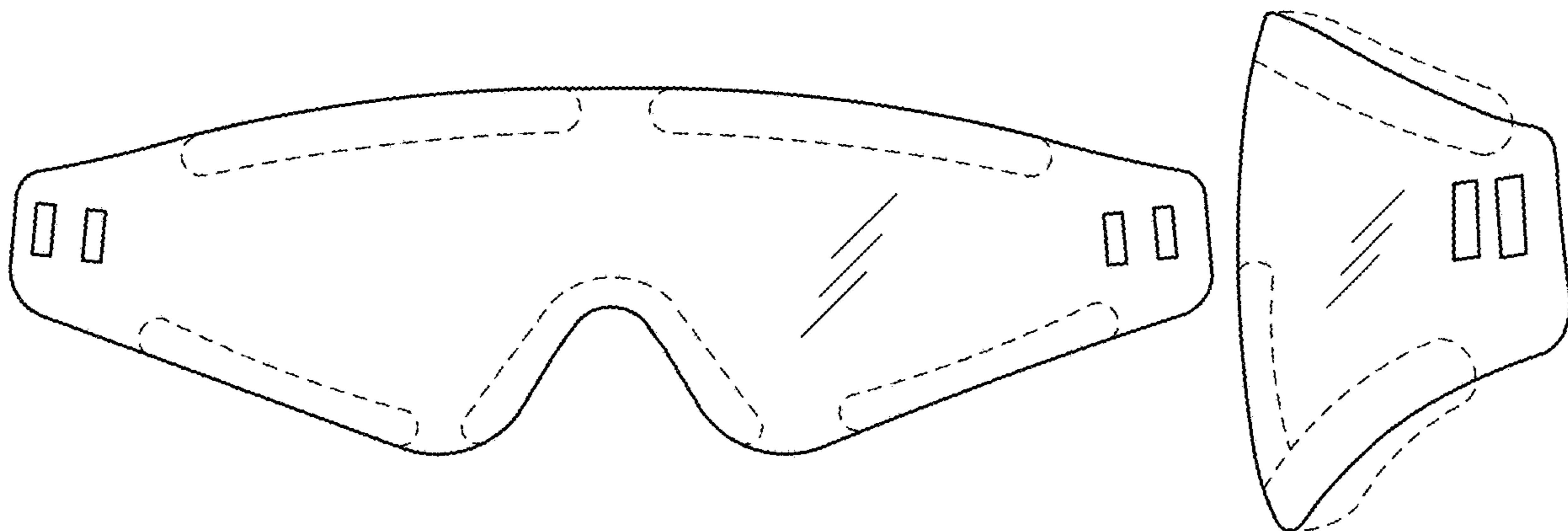
(57) **CLAIM**

The ornamental design for a dual eye shield, as shown and described.

**DESCRIPTION**

FIG. 1 is a perspective view of a dual eye shield showing my new design;  
FIG. 2 is a front elevation view of FIG. 1;  
FIG. 3 is a top plan view of FIG. 1; and,  
FIG. 4 is a side elevation view of FIG. 1.  
The broken lines in the drawings depict environmental structure and form no part of the claimed design.

**1 Claim, 2 Drawing Sheets**



(56)

**References Cited**

U.S. PATENT DOCUMENTS

D467,959 S 12/2002 Lane et al.  
D492,956 S \* 7/2004 Landers ..... D16/101  
D549,266 S \* 8/2007 Shipcott ..... D16/312  
D596,220 S \* 7/2009 Decent ..... D16/301  
D682,344 S 5/2013 Kelman et al.  
D682,915 S 5/2013 Kelman et al.  
D682,916 S 5/2013 Kelman et al.  
D776,179 S \* 1/2017 Pfanner ..... D16/101  
D782,564 S 3/2017 Kelman  
D805,122 S \* 12/2017 Curbbun ..... D16/325  
D846,617 S \* 4/2019 Doyle ..... D16/314  
D897,417 S 9/2020 Ekonomi  
D963,738 S \* 9/2022 Jamin ..... D16/313  
2001/0052962 A1 \* 12/2001 Yang ..... G02C 5/02  
351/135  
2006/0143766 A1 \* 7/2006 Ramsey ..... A61F 9/02  
2/15

\* cited by examiner

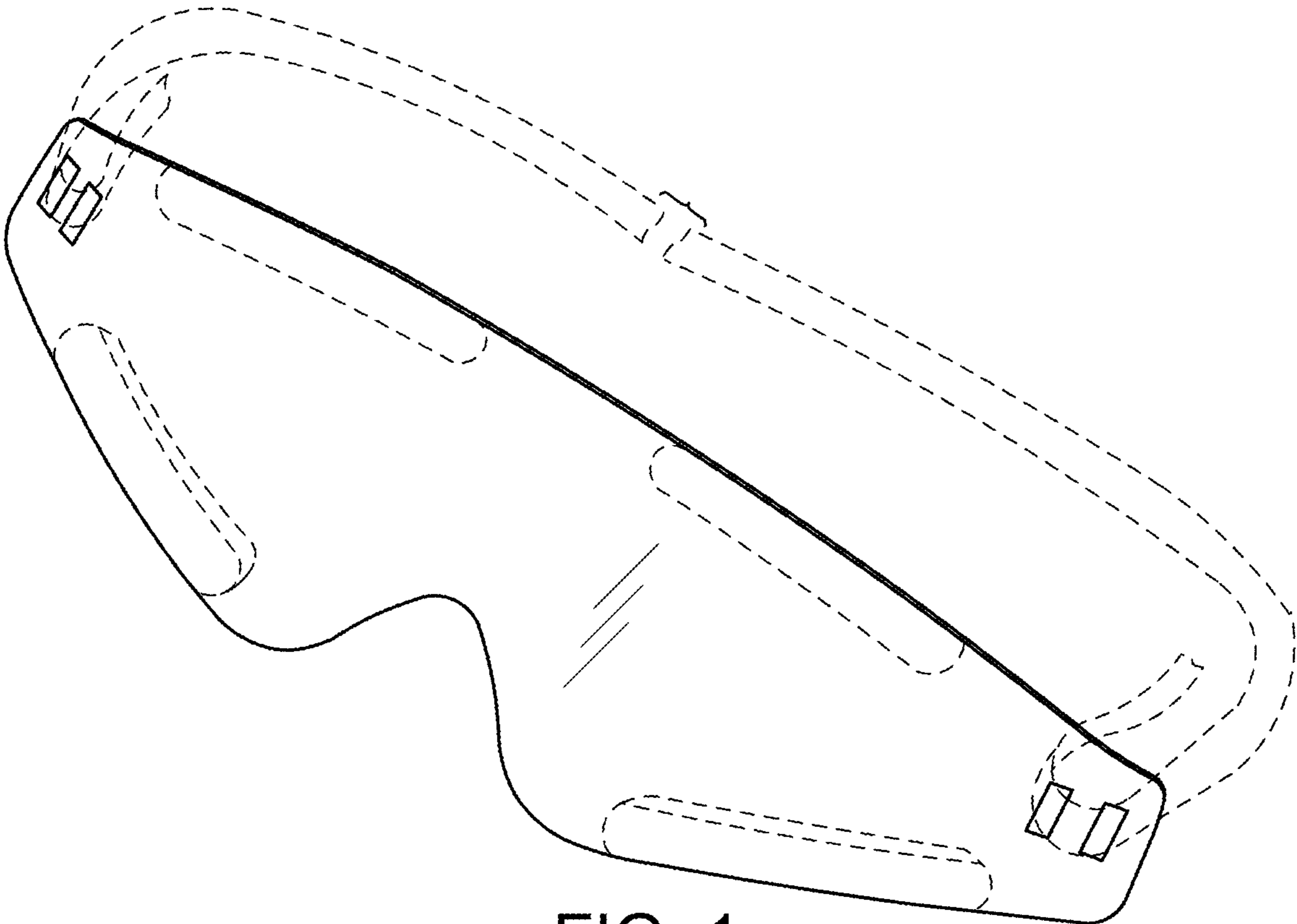


FIG. 1

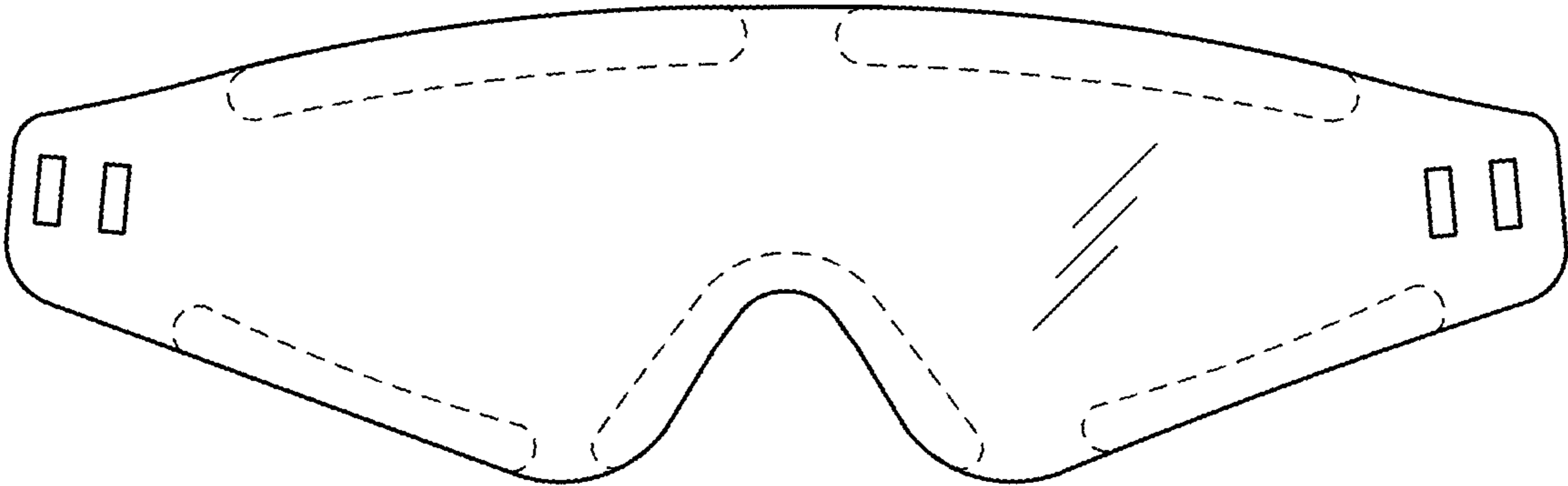


FIG. 2

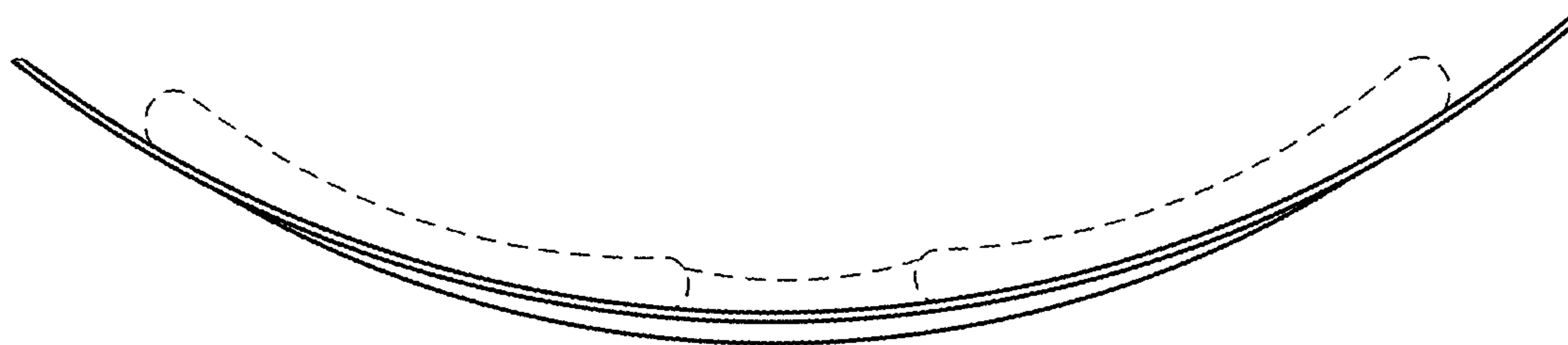


FIG. 3

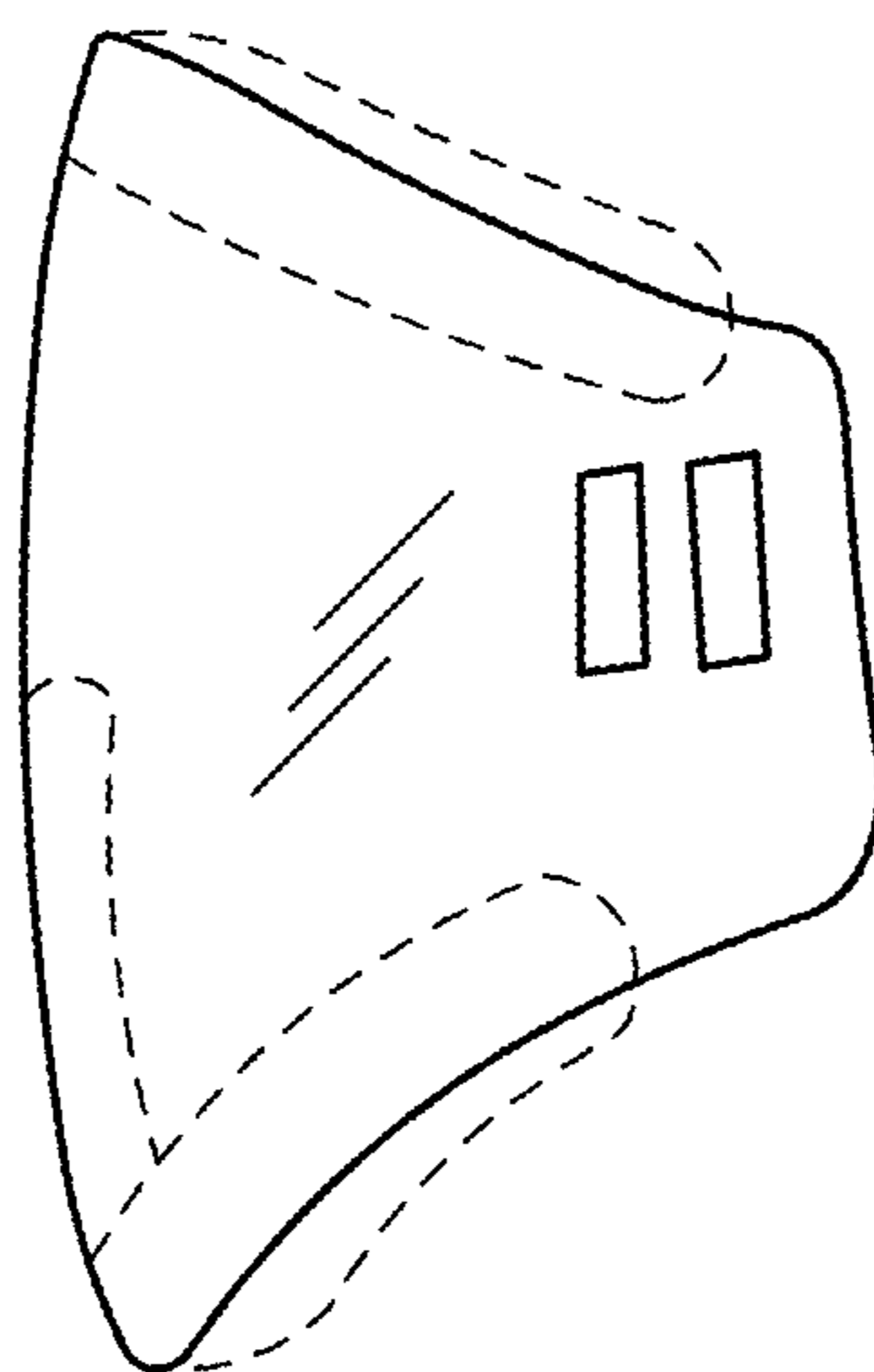


FIG. 4