



US00D985026S

(12) **United States Design Patent** (10) **Patent No.:** **US D985,026 S**  
**Li et al.** (45) **Date of Patent:** **\*\* May 2, 2023**

(54) **FULLY ENCLOSED FUSED FILAMENT FABRICATION 3D PRINTER**

D854,591 S \* 7/2019 Gupta ..... D15/135  
D879,850 S \* 3/2020 Wolf ..... D15/199  
D905,134 S \* 12/2020 Chen ..... D15/122  
10,994,480 B2 \* 5/2021 Wolf ..... B29C 48/0255  
2018/0178463 A1 \* 6/2018 Manian ..... B29C 64/20

(71) Applicant: **Shanghai Fusion Tech Co., Ltd.**,  
Shanghai (CN)

(72) Inventors: **Jianzhe Li**, Shanghai (CN); **Yemin Deng**, Shanghai (CN); **Hua Feng**, Shanghai (CN); **Jinjing Zhang**, Shanghai (CN); **Yongliang Chen**, Shanghai (CN)

(73) Assignee: **Shanghai Fusion Tech Co., Ltd.**,  
Shanghai (CN)

(\*\*) Term: **15 Years**

(21) Appl. No.: **29/773,341**

(22) Filed: **Mar. 9, 2021**

(51) **LOC (14) Cl.** ..... **15-09**

(52) **U.S. Cl.**  
USPC ..... **D15/122**

(58) **Field of Classification Search**  
USPC ..... D15/122, 135, 199; D18/11, 12  
CPC ..... H05K 7/1427; H05K 5/00; H05K 5/0004;  
H05K 5/03; H05K 5/04; B41J 29/12;  
B41J 29/13; B65D 81/00; B65D 81/02  
See application file for complete search history.

(56) **References Cited**

**U.S. PATENT DOCUMENTS**

D677,723 S \* 3/2013 Buel ..... D18/59  
D729,309 S \* 5/2015 Jun ..... D18/50  
D732,586 S \* 6/2015 Chen ..... B29C 64/20  
D15/122  
D732,587 S \* 6/2015 Hsu ..... D15/122  
D738,410 S \* 9/2015 Liu ..... D15/122  
D745,069 S \* 12/2015 Kemperle ..... D15/122  
D749,154 S \* 2/2016 Kemperle ..... D15/122

**OTHER PUBLICATIONS**

RMF500, available in 3dprintingmedia.network, announced Year 2021 [online], [site visited Dec. 6, 2022], Internet URL:https://www.3dprintingmedia.network/raise3d-rmf500-carbon-fiber-fff-printer/ (Year: 2021).\*

\* cited by examiner

*Primary Examiner* — Calvin E Vansant

*Assistant Examiner* — Eidiol Ghigliotty Torre

(74) *Attorney, Agent, or Firm* — Avek IP, LLC

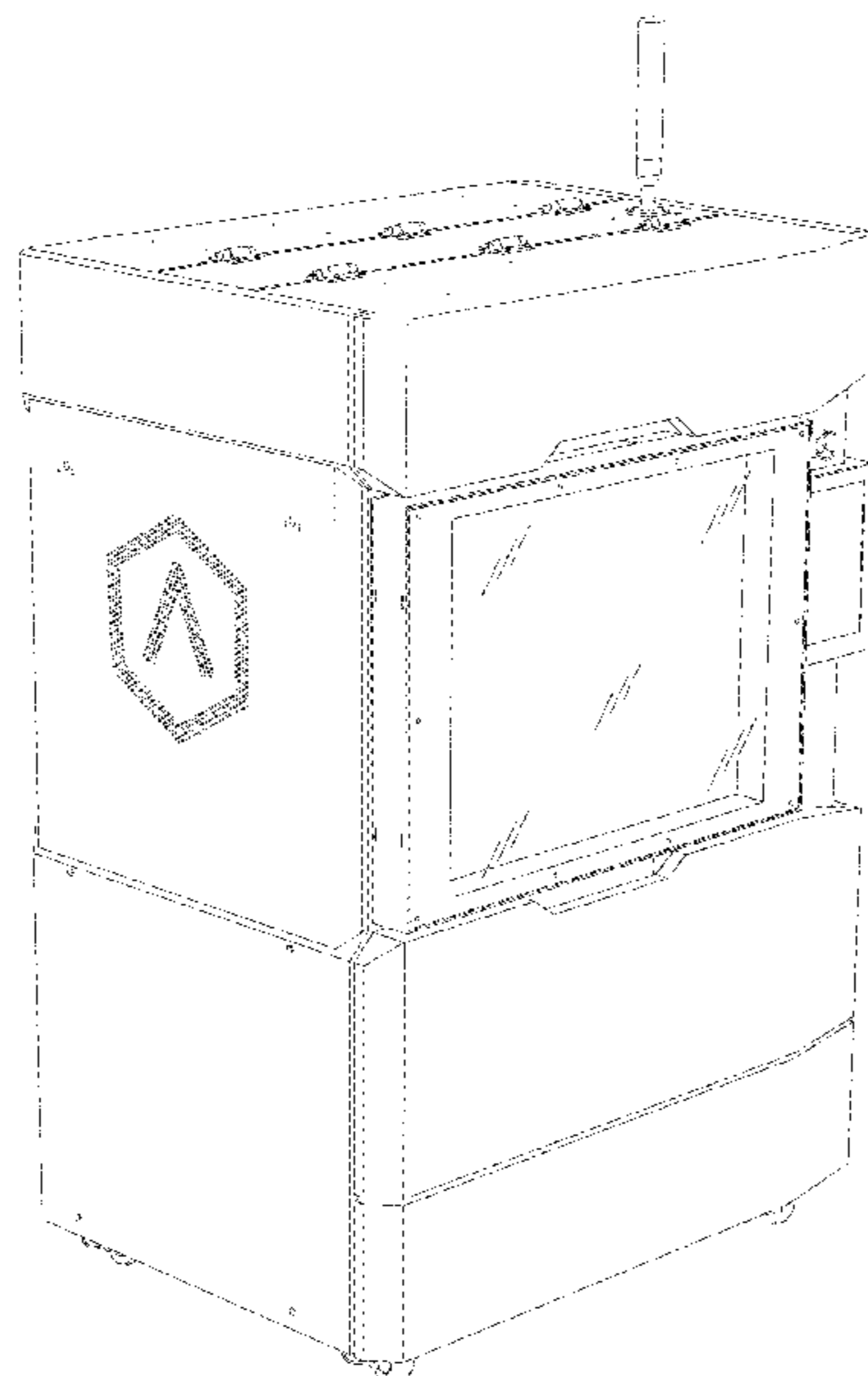
(57) **CLAIM**

The ornamental design for a fully enclosed fused filament fabrication 3D printer, as shown and described.

**DESCRIPTION**

FIG. 1 is a perspective view of a fully enclosed fused filament fabrication 3D printer showing the new design. FIG. 2 is another perspective view of the fully enclosed fused filament fabrication 3D printer of FIG. 1. FIG. 3 is a further perspective view of the fully enclosed fused filament fabrication 3D printer of FIG. 1. FIG. 4 is a front view of the fully enclosed fused filament fabrication 3D printer of FIG. 1. FIG. 5 is a rear view of the fully enclosed fused filament fabrication 3D printer of FIG. 1. FIG. 6 is a side view of the fully enclosed fused filament fabrication 3D printer of FIG. 1. FIG. 7 is an opposite side view the fully enclosed fused filament fabrication 3D printer of FIG. 1; and, FIG. 8 is a top view the fully enclosed fused filament fabrication 3D printer of FIG. 1.

**1 Claim, 8 Drawing Sheets**



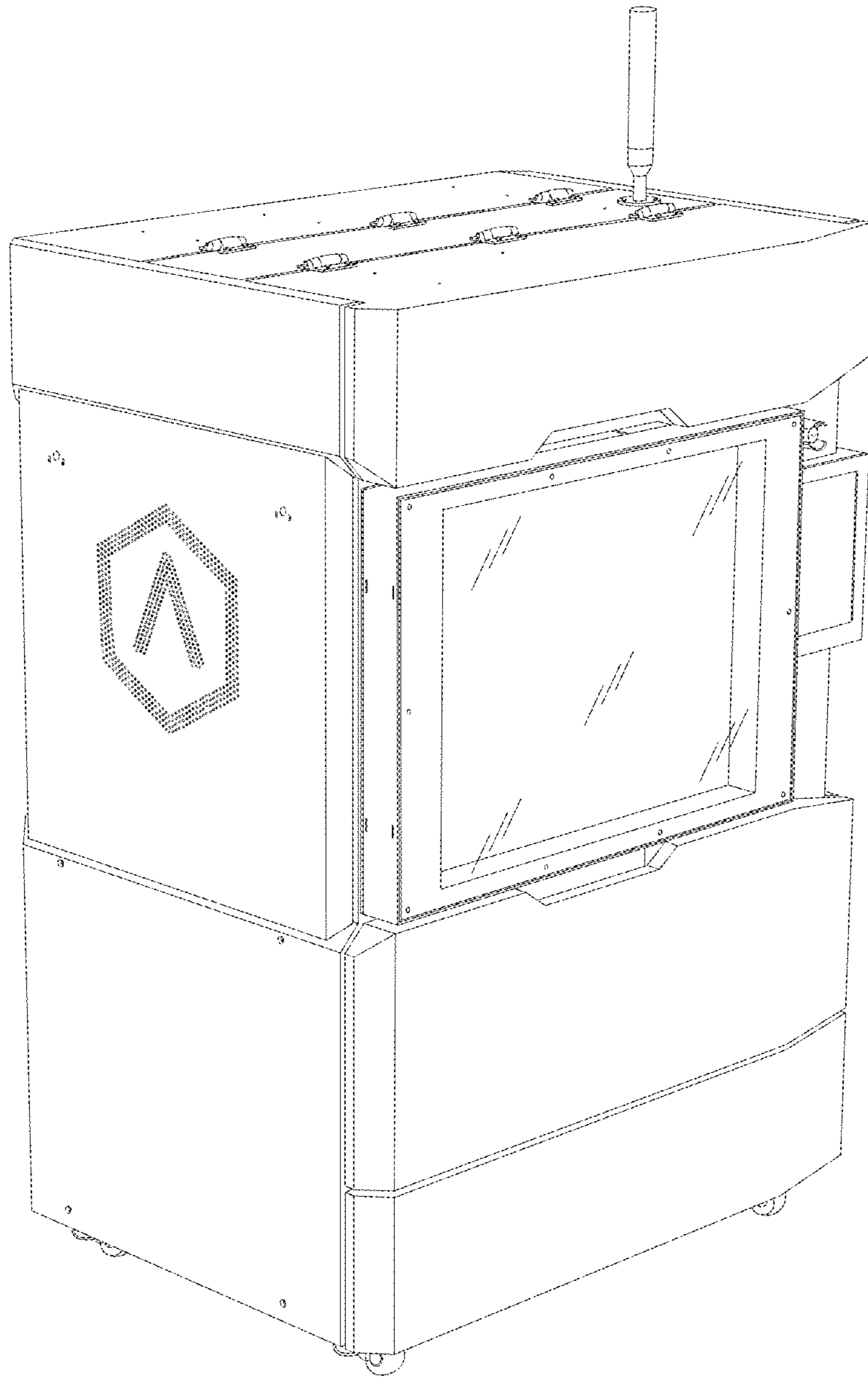


FIG. 1

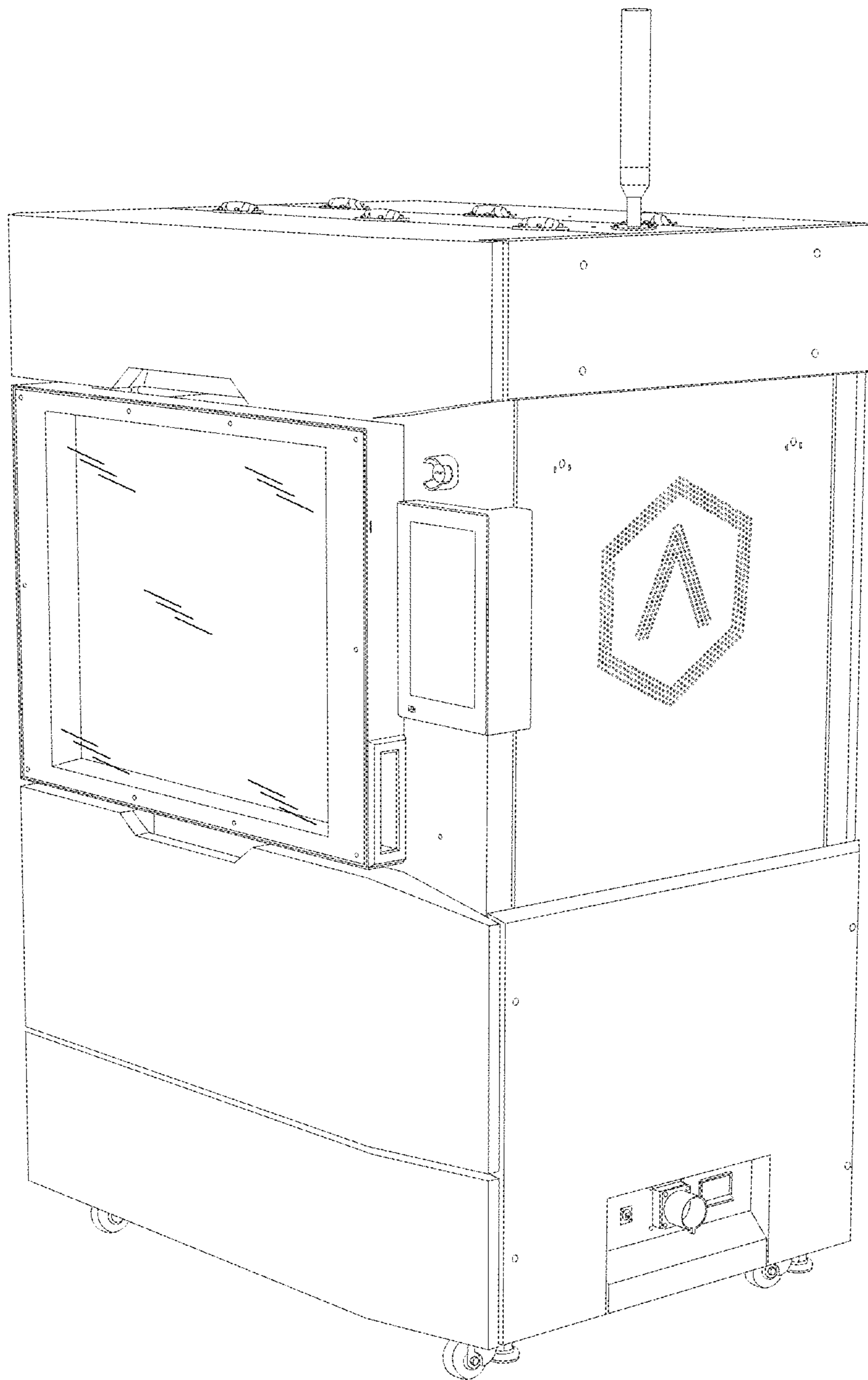


FIG. 2

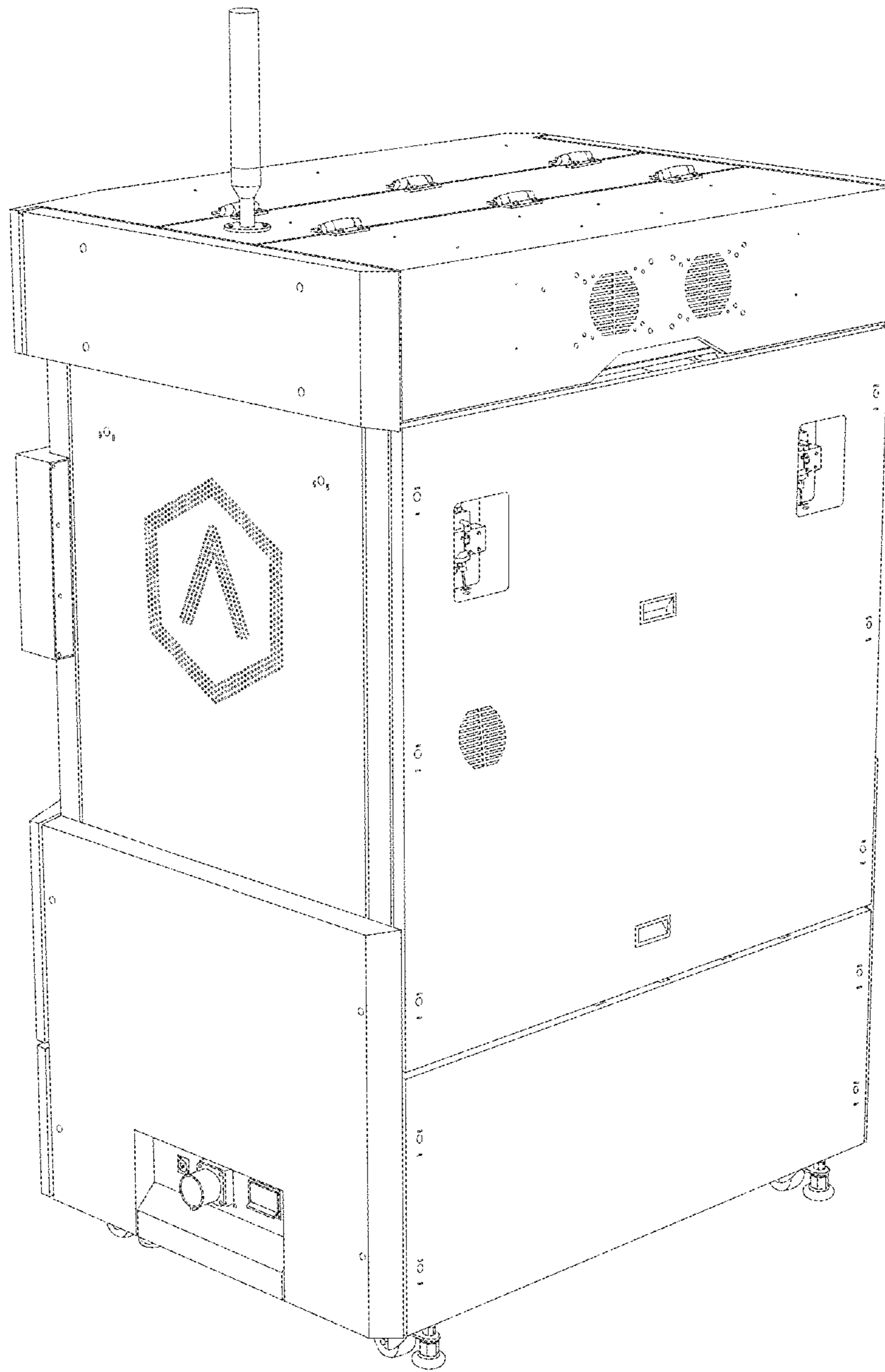


FIG. 3

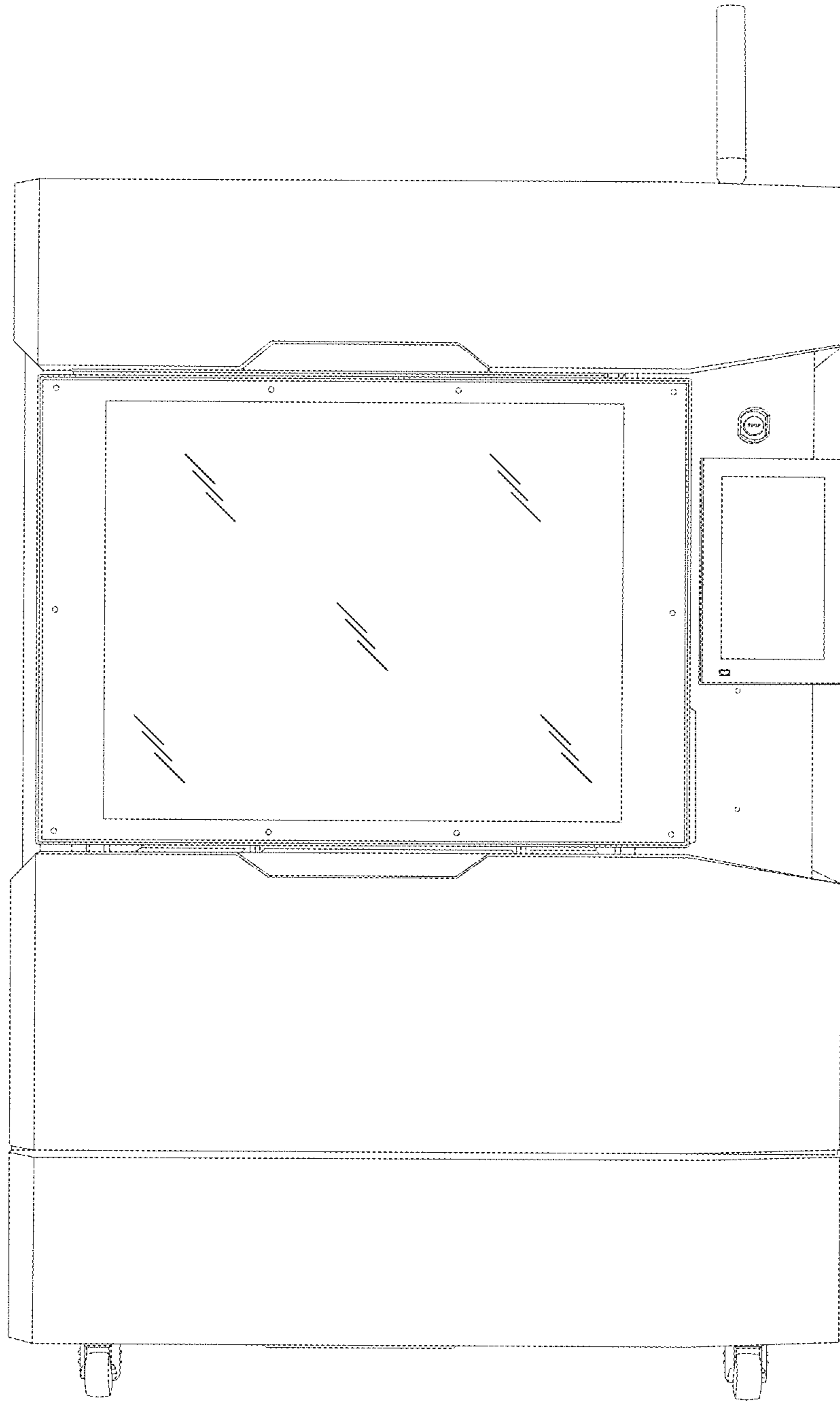


FIG. 4

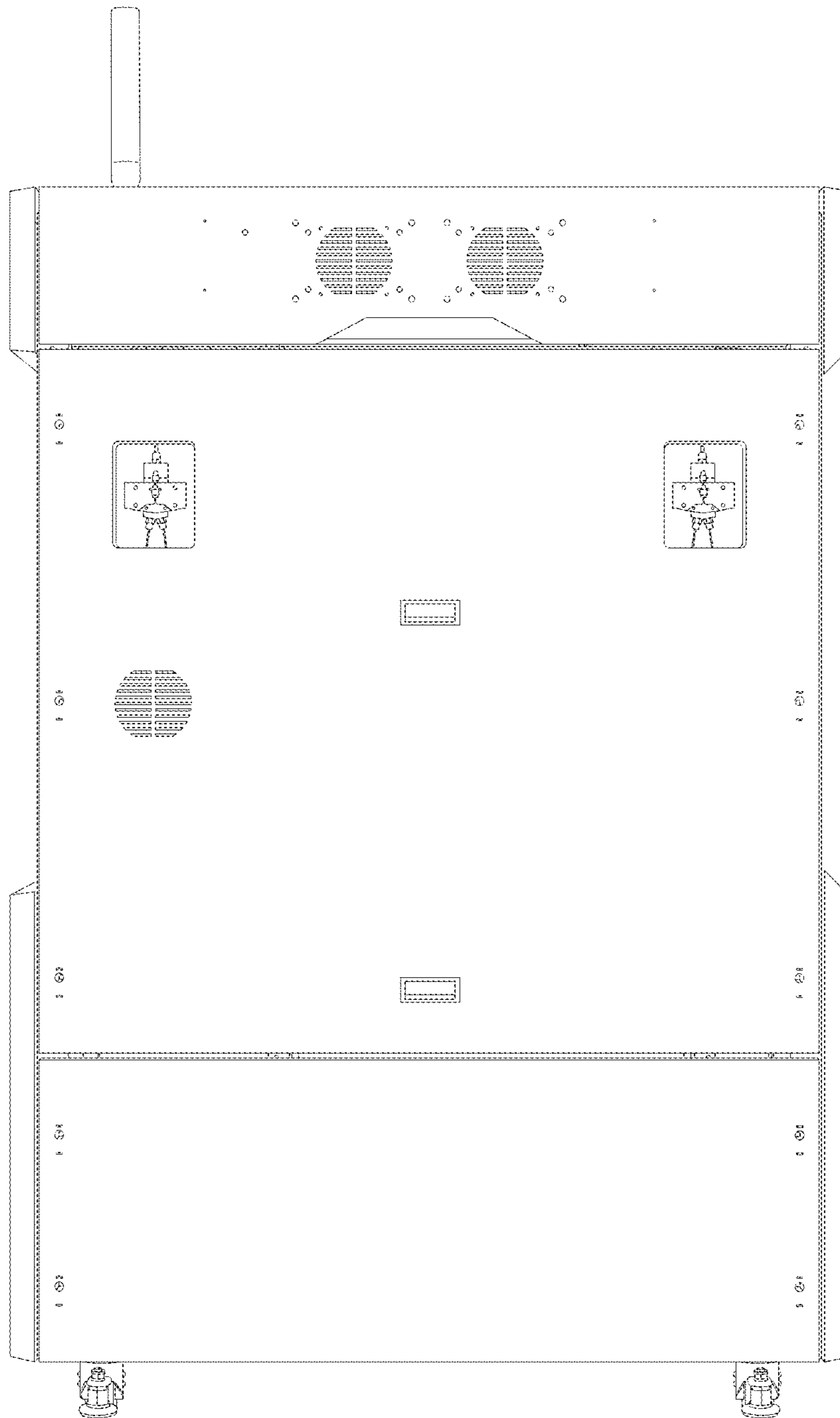


FIG. 5




FIG. 6

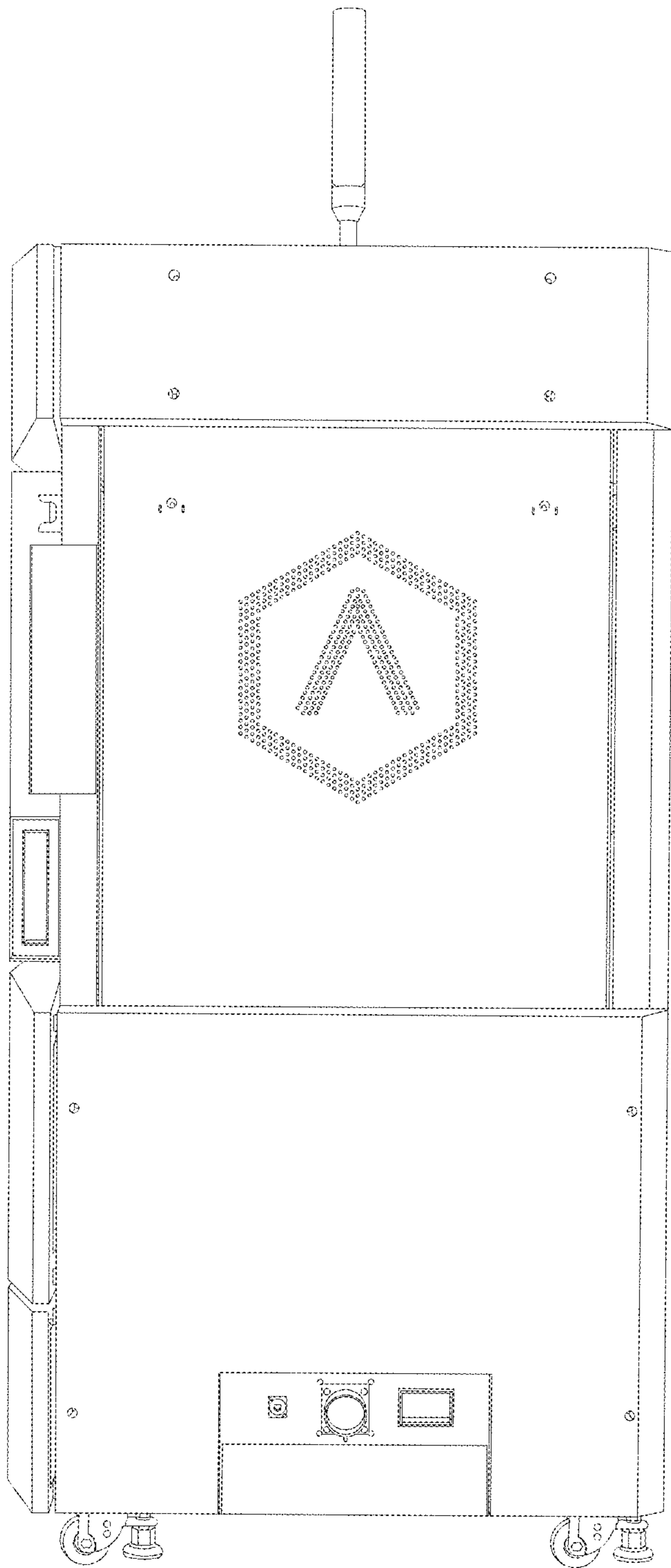


FIG. 7



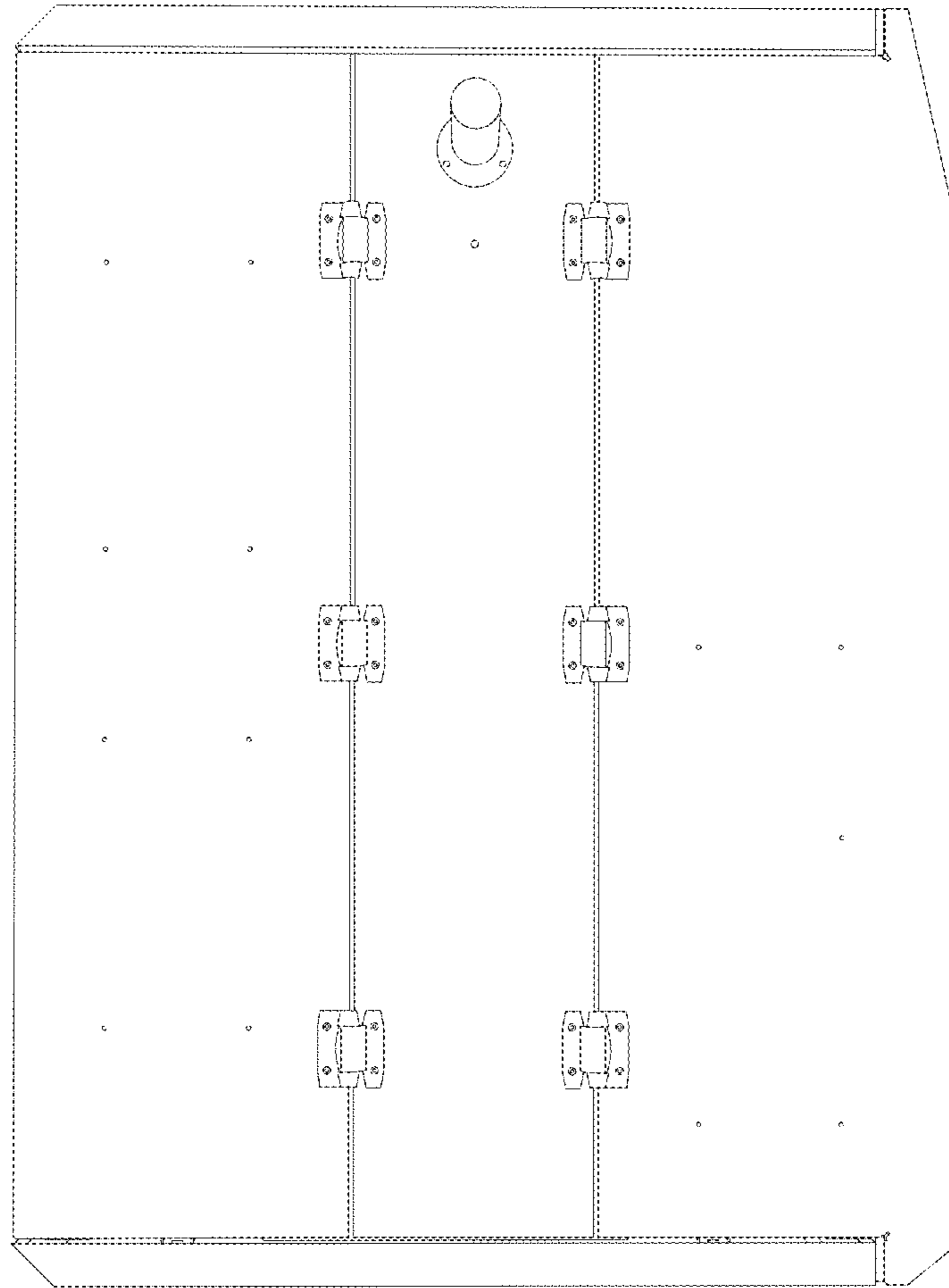


FIG. 8