



US00D985018S

(12) **United States Design Patent** (10) **Patent No.:** **US D985,018 S**  
**Shah et al.** (45) **Date of Patent:** **\*\* May 2, 2023**

(54) **DISPLAY SCREEN WITH ANIMATED GRAPHICAL USER INTERFACE**

(71) Applicant: **Google LLC**, Mountain View, CA (US)  
(72) Inventors: **Rohan Ketan Shah**, Mountain View, CA (US); **Stefan Frank**, Belmont, MA (US); **Shan Huang**, Shanghai (CN); **Selim Cinek**, Zürich (CH); **Lucas Dupin Moreira Costa**, San Francisco, CA (US); **John Thomas DiMartile, III**, Seattle, WA (US); **James Gundersen**, Sarasota, FL (US)

(73) Assignee: **GOOGLE LLC**, Mountain View, CA (US)

(\*\*) Term: **15 Years**

(21) Appl. No.: **29/783,270**

(22) Filed: **May 12, 2021**

(51) **LOC (14) Cl.** ..... **14-04**

(52) **U.S. Cl.**  
USPC ..... **D14/488**

(58) **Field of Classification Search**  
USPC ..... D14/485-495  
CPC . G06T 13/00; G06T 19/20; G06T 2219/2012;  
G06T 15/10; G06T 2219/2021  
See application file for complete search history.

(56) **References Cited**

**U.S. PATENT DOCUMENTS**

D852,209 S	6/2019	Wei	
D895,659 S *	9/2020	Guzmán	D14/489
D914,722 S *	3/2021	Lee	D14/486
D916,128 S	4/2021	Boelte et al.	
D918,231 S	5/2021	Kaminer et al.	
D921,665 S *	6/2021	Wu	D14/486

(Continued)

**FOREIGN PATENT DOCUMENTS**

TW D207092 9/2020

**OTHER PUBLICATIONS**

Office Action dated Jun. 13, 2022 in Taiwanese Design Application No. 110305524, and English Translation thereof.

*Primary Examiner* — Bao-Yen T Nguyen  
(74) *Attorney, Agent, or Firm* — Plumsea Law Group, LLC


(57) **CLAIM**

The ornamental design for a display screen with animated graphical user interface, as shown and described.

**DESCRIPTION**

FIG. 1 is a front view of a first image of a display screen with animated graphical user interface showing the claimed design;  
FIG. 2 is a second image thereof;  
FIG. 3 is a third image thereof;  
FIG. 4 is a fourth image thereof;  
FIG. 5 is a fifth image thereof;  
FIG. 6 is a sixth image thereof;  
FIG. 7 is a seventh image thereof;  
FIG. 8 is a rear elevation view of the electronic device;  
FIG. 9 is a top plan view thereof, the bottom plan view being a mirror image thereof; and,  
FIG. 10 is a side plan view thereof, the opposite side view being a mirror image thereof.  
The evenly spaced broken lines in the drawings show an electronic device and form no part of the claimed design. The evenly spaced broken lines also show portions of the graphical user interface and form no part of the claimed design. The dot-dash broken lines in the drawings show a display screen and form no part of the claimed design. The appearance of the animated image sequentially transitions between the images shown in FIGS. 1-7. The process or period in which an image transitions to another forms no part of the claimed design.

**1 Claim, 8 Drawing Sheets**



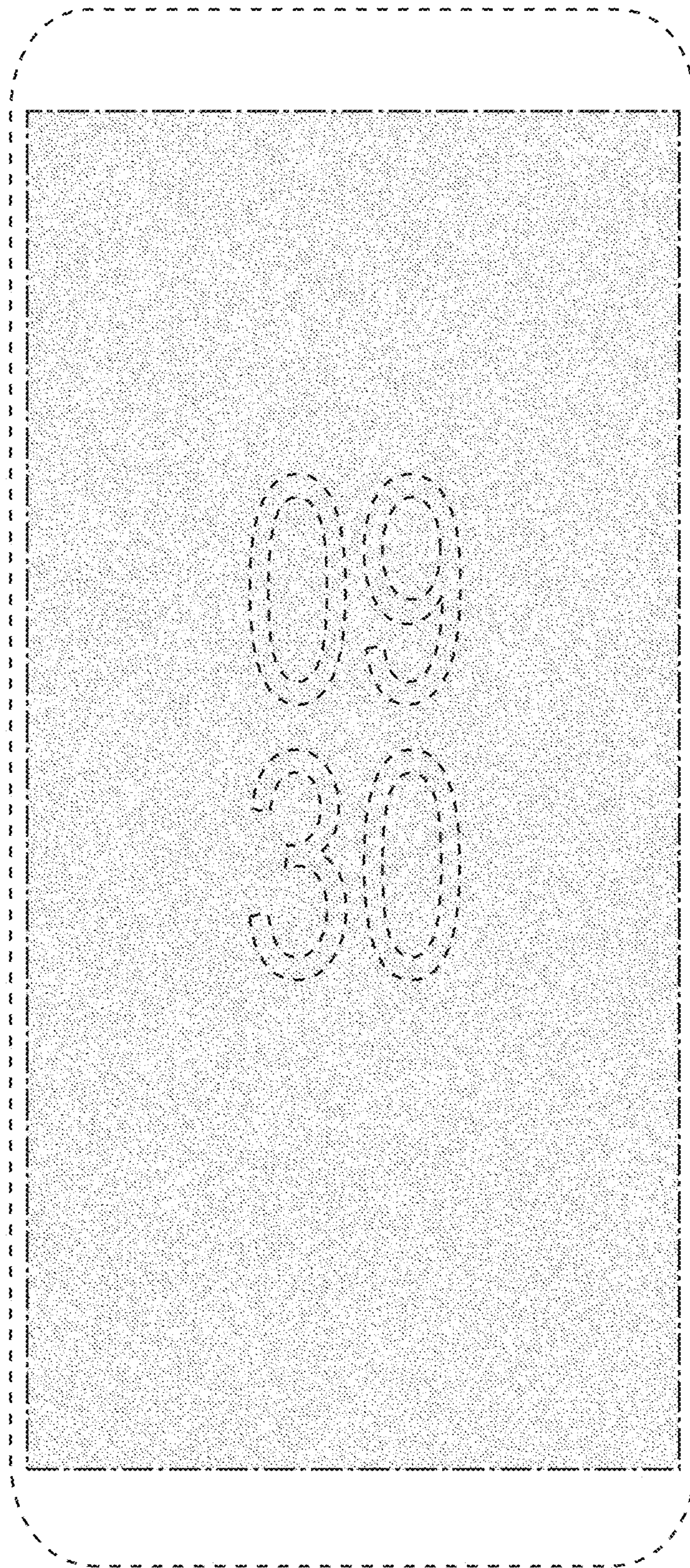
(56)

**References Cited**

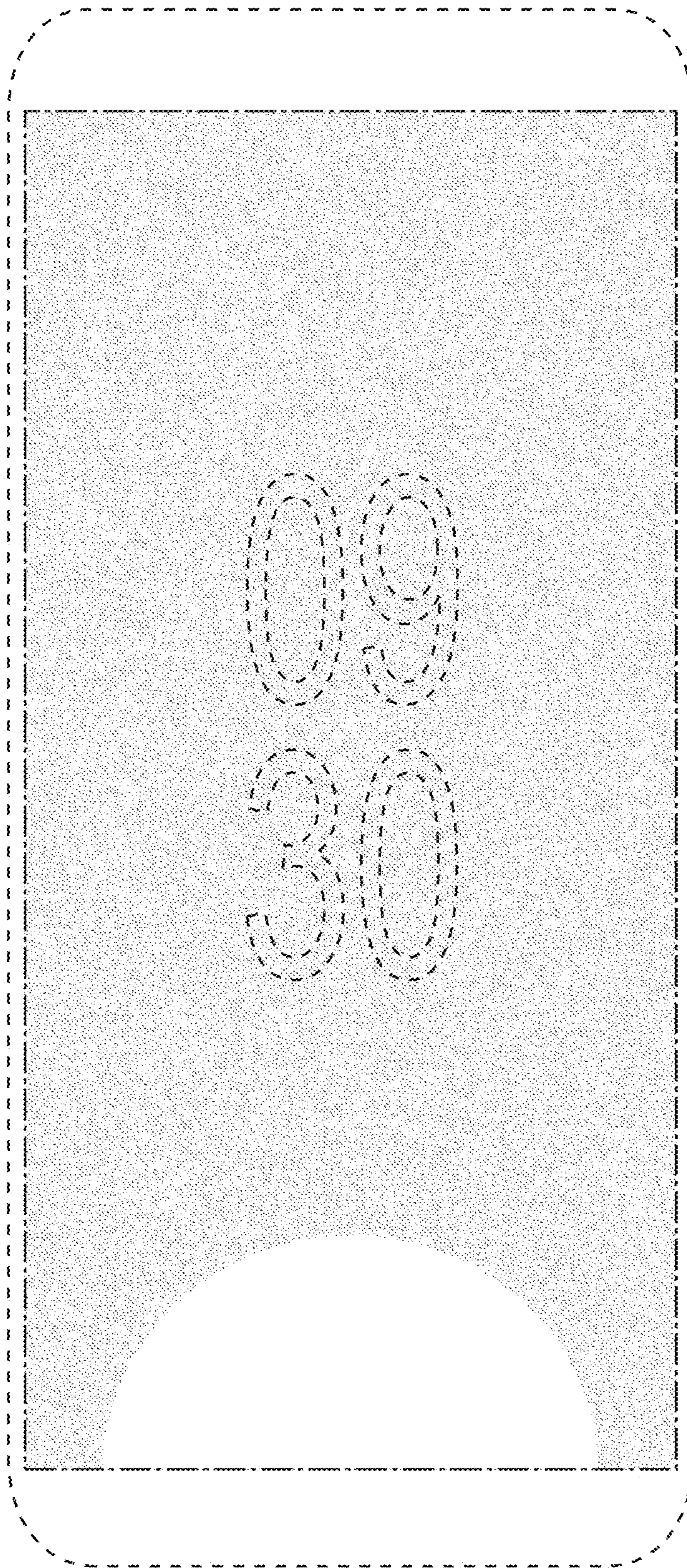
U.S. PATENT DOCUMENTS

D921,688	S *	6/2021	Bebbington .....	D14/486
D930,026	S *	9/2021	Asahioka .....	D14/486
D936,089	S *	11/2021	Lee .....	D14/486
D937,863	S *	12/2021	Choi .....	D14/488
D940,747	S *	1/2022	Chen .....	D14/488
D952,661	S *	5/2022	Behzadi .....	D14/486
D954,737	S *	6/2022	Britton .....	D14/486
D956,064	S *	6/2022	Sachidanandam .....	D14/485
D956,065	S *	6/2022	Sachidanandam .....	D14/485
2016/0062639	A1 *	3/2016	Hwang .....	G06F 3/04883 715/790

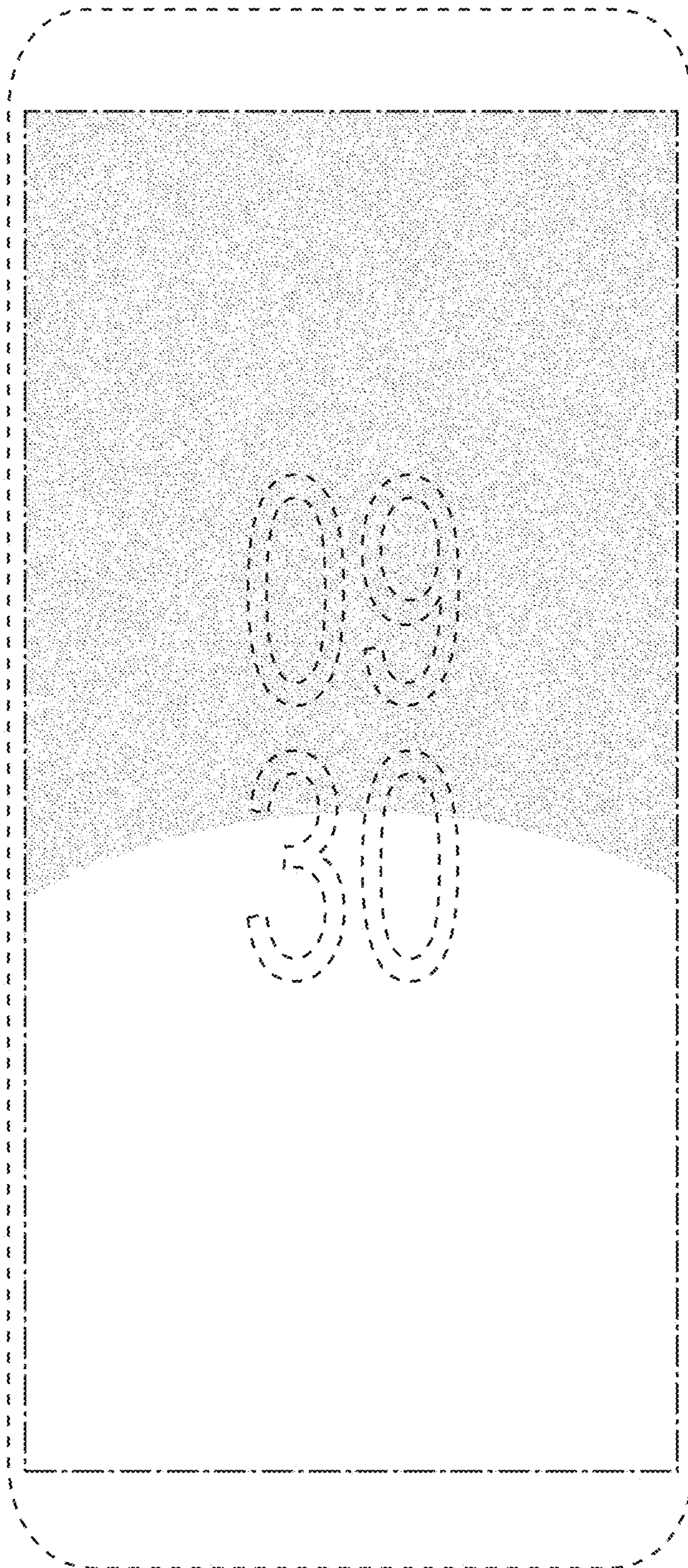
\* cited by examiner



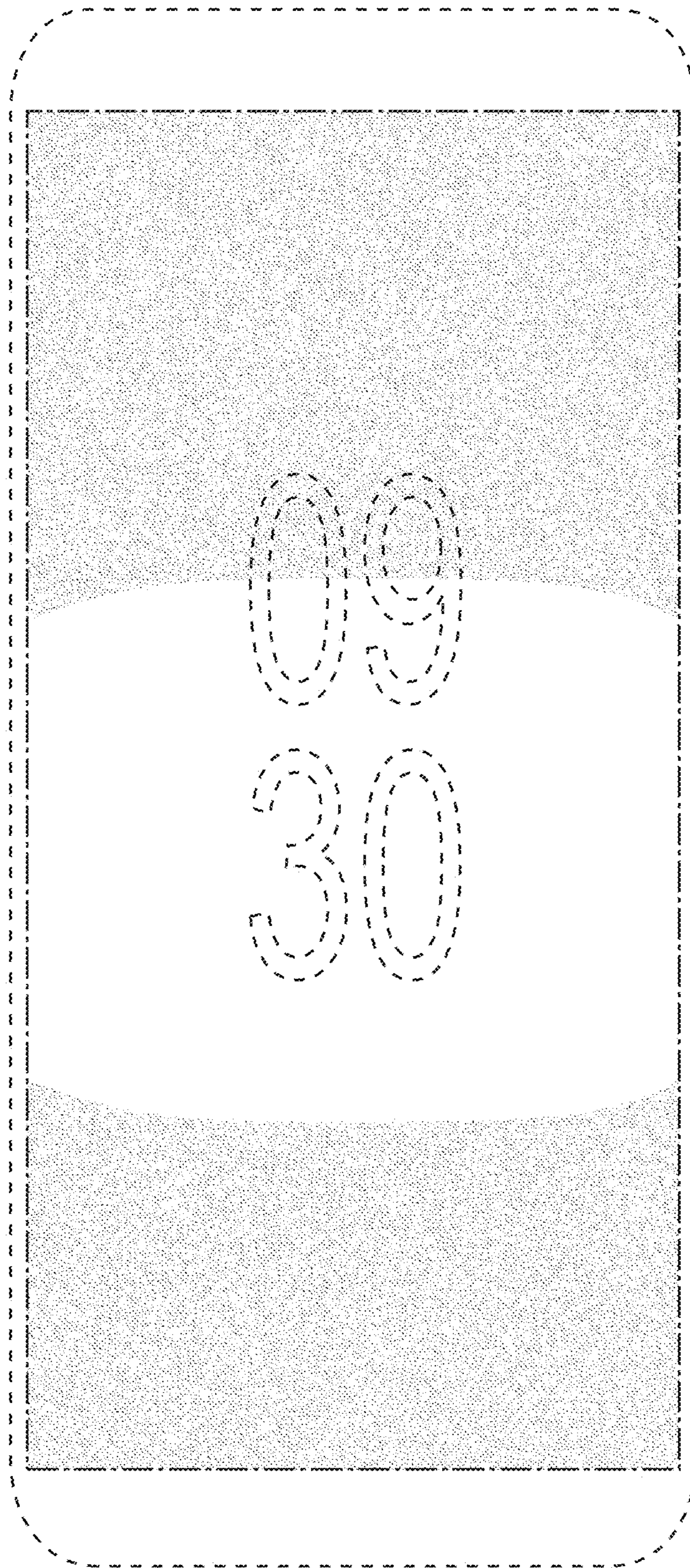
**FIG. 1**



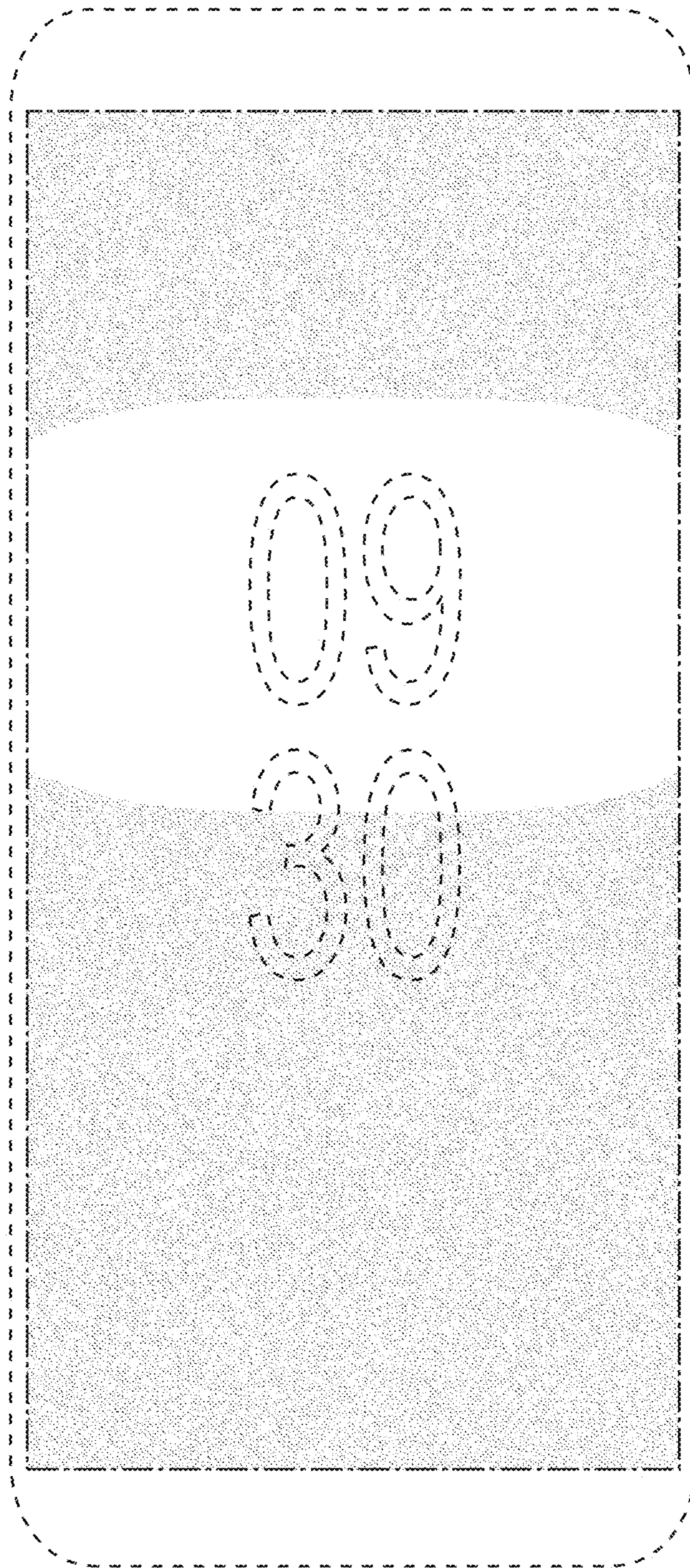
**FIG. 2**




**FIG. 3**



**FIG. 4**

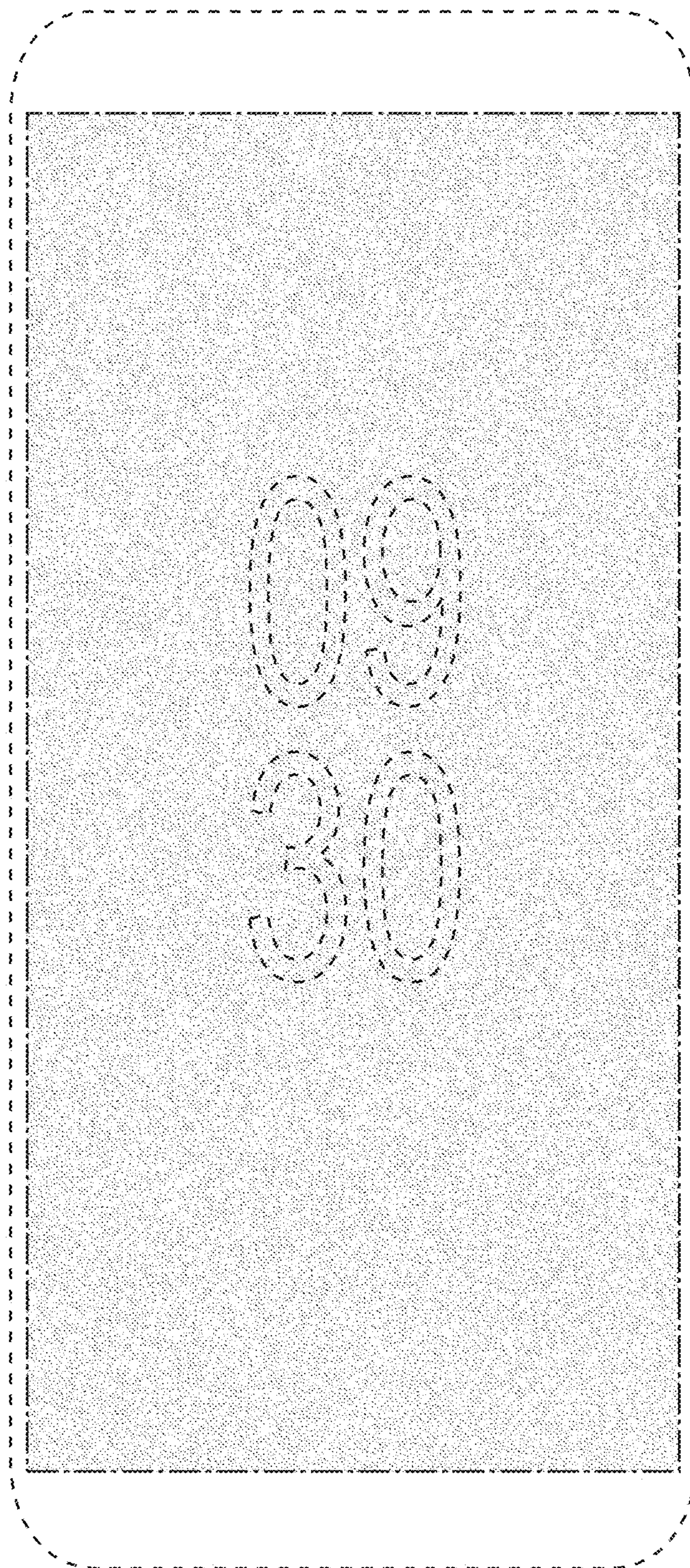


**FIG. 5**




**FIG. 6**

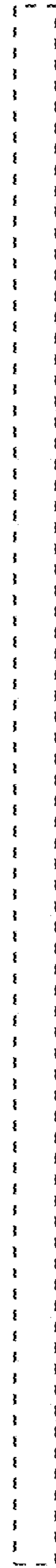




**FIG. 7**



**FIG. 8**



**FIG. 10**



**FIG. 9**