



US00D984991S

(12) **United States Design Patent** (10) **Patent No.:** **US D984,991 S**  
**Li** (45) **Date of Patent:** **\*\* May 2, 2023**

(54) **MINI PERSONAL COMPUTER**  
(71) Applicant: **SHENZHEN AZW TECHNOLOGY CO., LTD**, Shenzhen (CN)

D777,695 S \* 1/2017 Odryna ..... D14/125  
D780,137 S \* 2/2017 Tallqvist ..... D14/125  
D816,625 S \* 5/2018 Kim ..... D14/125  
D828,817 S \* 9/2018 Odryna ..... D14/125  
D843,959 S \* 3/2019 Tang ..... D14/125

(72) Inventor: **Jun Li**, Guangdong (CN)  
(73) Assignee: **SHENZHEN AZW TECHNOLOGY CO., LTD**, Shenzhen (CN)

(Continued)

(\*\*) Term: **15 Years**

**FOREIGN PATENT DOCUMENTS**

(21) Appl. No.: **29/840,783**

CN 307532107 \* 9/2022

(22) Filed: **Jun. 1, 2022**

**OTHER PUBLICATIONS**

(30) **Foreign Application Priority Data**

Beelink miniPC, Amazon website reviews 2021, site visited Feb. 24, 2023, <https://www.amazon.com/Beelink-Mini-PC-i5-8279U-Performance/dp/B095SNXFHW?th=1>.\*

May 16, 2022 (CN) ..... 202230287596.3

*Primary Examiner* — John R Yeh

(51) **LOC (14) Cl.** ..... **14-02**

(57) **CLAIM**

(52) **U.S. Cl.**  
USPC ..... **D14/314**

The ornamental design for a mini personal computer, as shown and described.

(58) **Field of Classification Search**  
USPC ..... D14/125, 314, 400, 242; D21/333  
CPC ..... G06F 1/20; G06F 1/181; G06F 1/26  
See application file for complete search history.

**DESCRIPTION**

(56) **References Cited**

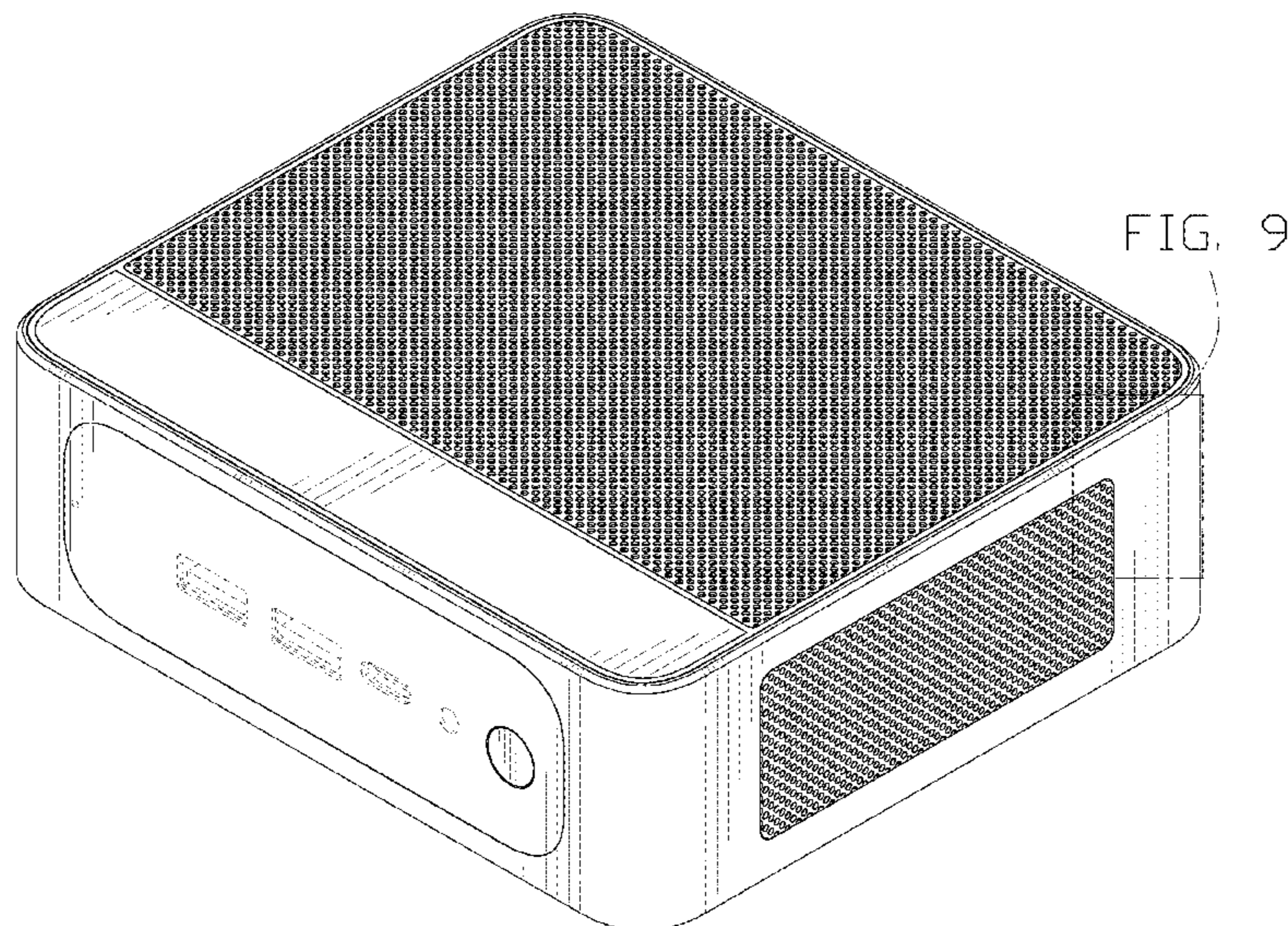
**U.S. PATENT DOCUMENTS**

D354,500 S \* 1/1995 Georgopoulos ..... D14/242  
D434,737 S \* 12/2000 Jensen ..... D14/125  
D457,158 S \* 5/2002 Awamori ..... D14/356  
D464,044 S \* 10/2002 Wang ..... D14/242  
D491,563 S \* 6/2004 Sato ..... D14/242  
D494,579 S \* 8/2004 Chuang ..... D14/314  
D508,047 S \* 8/2005 Taniho ..... D14/314  
D537,817 S \* 3/2007 Andre ..... D14/314  
D546,785 S \* 7/2007 Mathews ..... D14/125  
D650,377 S \* 12/2011 Akana ..... D14/314  
D662,904 S \* 7/2012 Wu ..... D14/125  
D684,957 S \* 6/2013 Smith ..... D14/242  
D694,745 S \* 12/2013 Akana ..... D14/314  
D720,347 S 12/2014 Lo

FIG. 1 is a front and top perspective view of a mini personal computer, showing my new design;  
FIG. 2 is a rear and bottom perspective view thereof;  
FIG. 3 is a front elevation view thereof;  
FIG. 4 is a rear elevation view thereof;  
FIG. 5 is a left side elevation view thereof;  
FIG. 6 is a right side elevation view thereof;  
FIG. 7 is a top plan view thereof;  
FIG. 8 is a bottom plan view thereof; and,  
FIG. 9 is an enlarged view of a portion labeled, 'FIG. 9' in FIG. 1.

The broken lines in the figures illustrate portions of the mini personal computer that form no part of the claimed design. The dash dot dash lines in FIGS. 1 and 9 are for the purpose of depicting the boundary lines of the enlarged view and form no part of the claimed design.

**1 Claim, 9 Drawing Sheets**



(56)

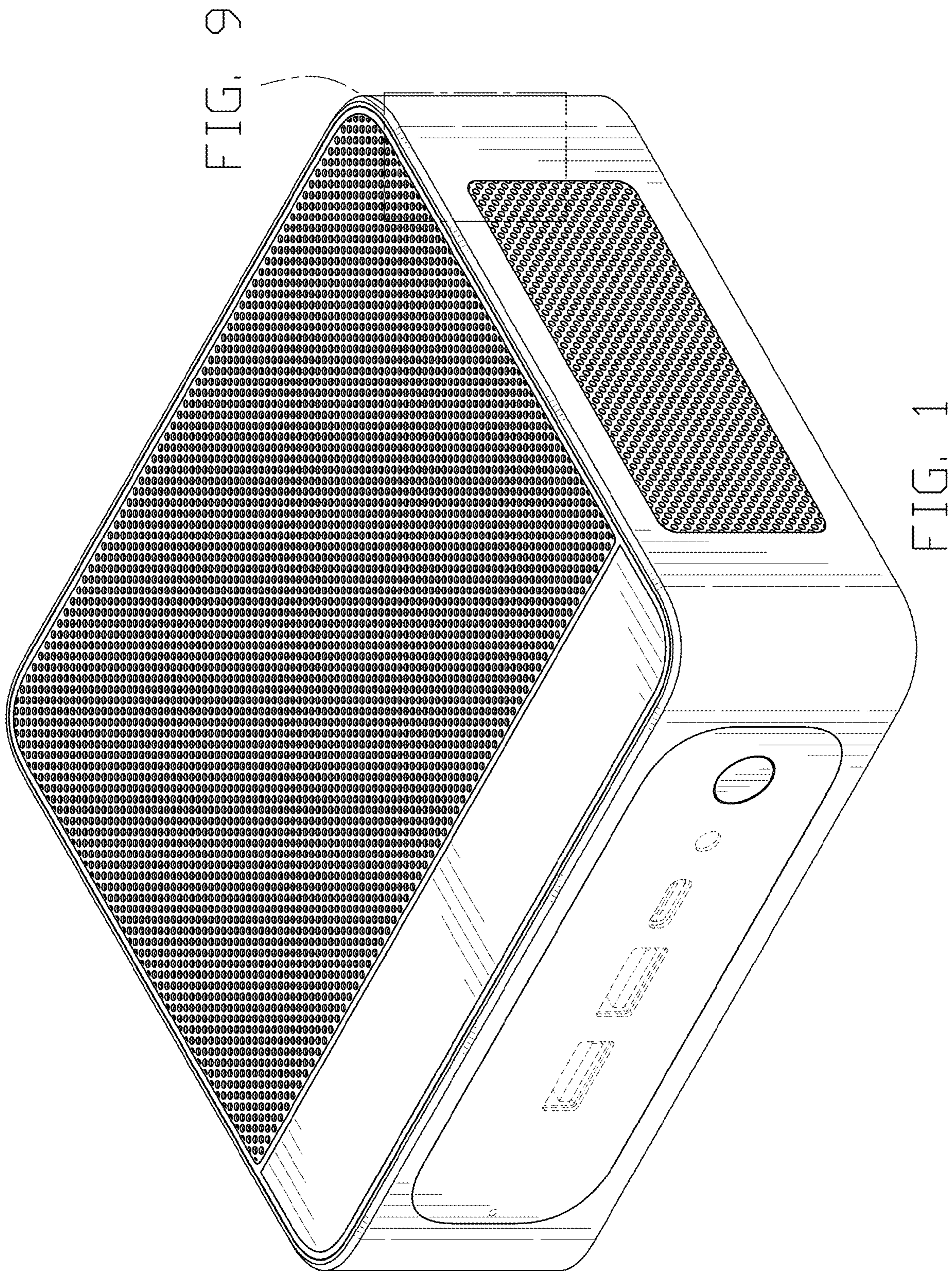
**References Cited**

U.S. PATENT DOCUMENTS

D961,580 S *	8/2022	Chen .....	D14/301
2002/0122292 A1 *	9/2002	Stone .....	G06F 1/181
			361/679.59

\* cited by examiner







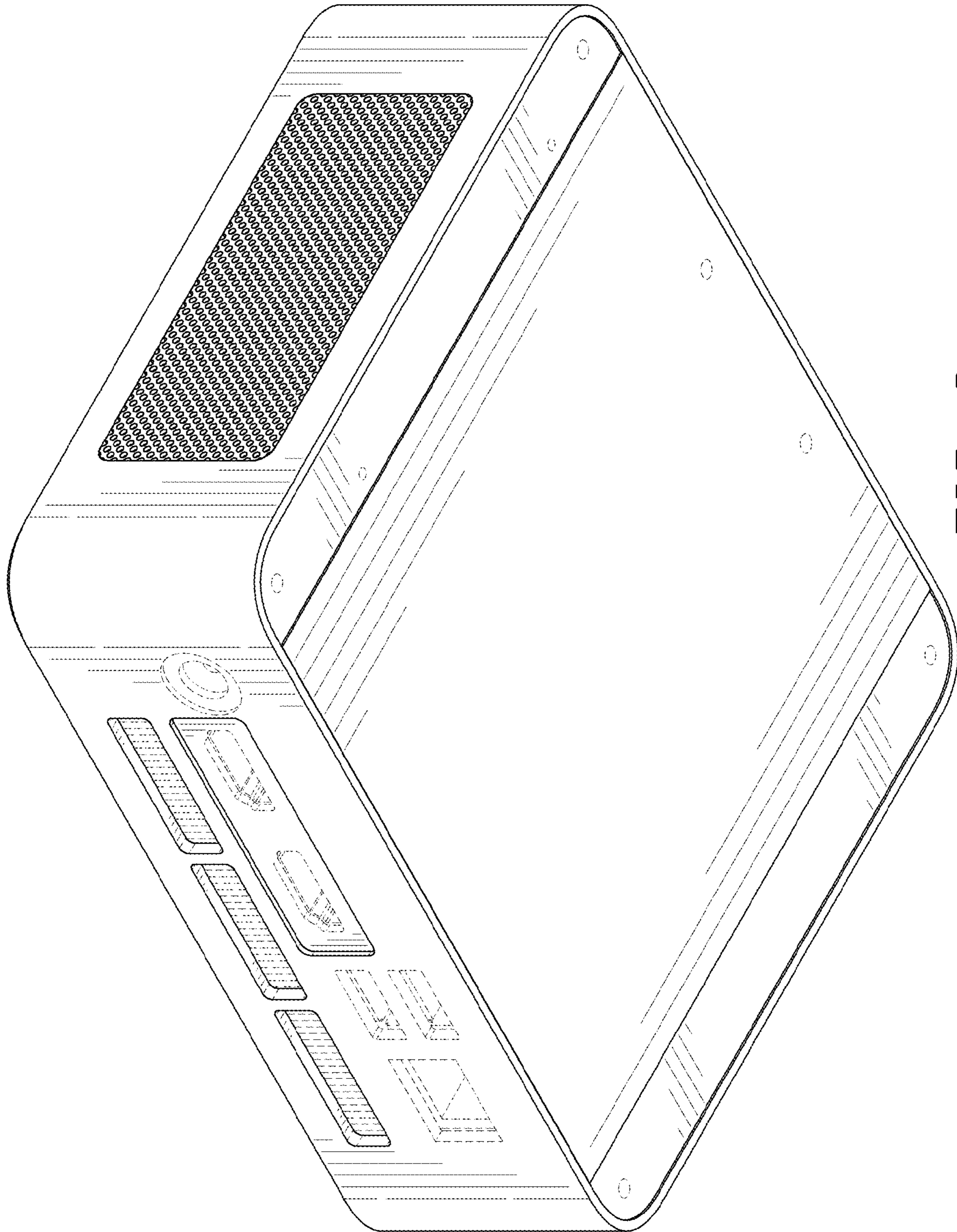


FIG. 2

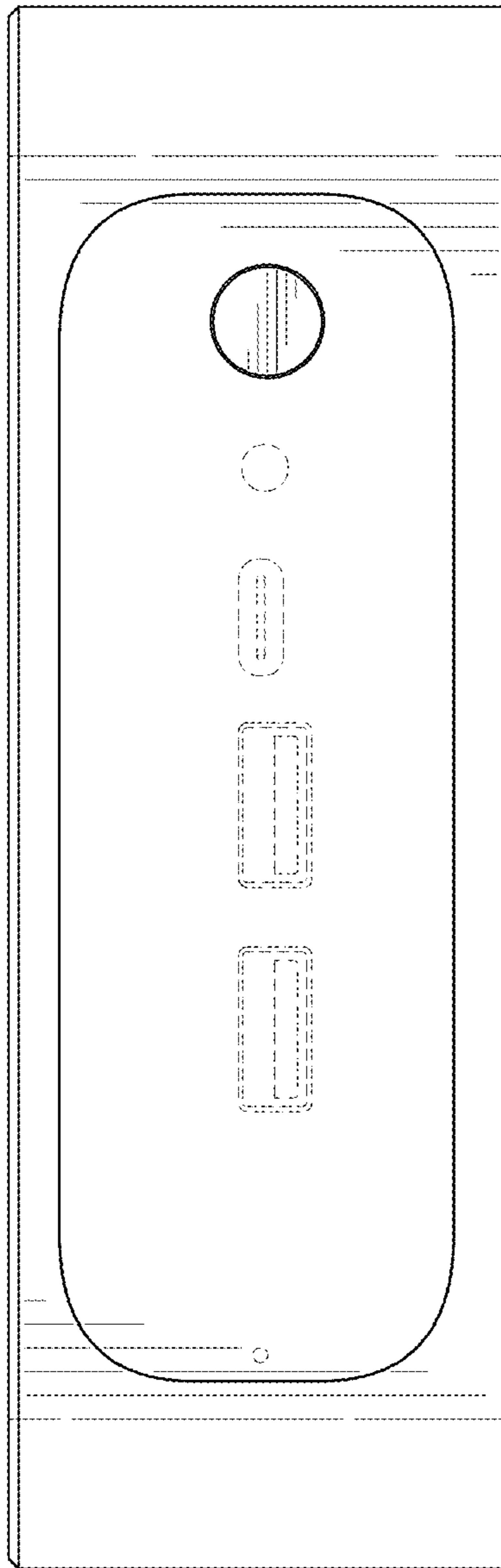


FIG. 3

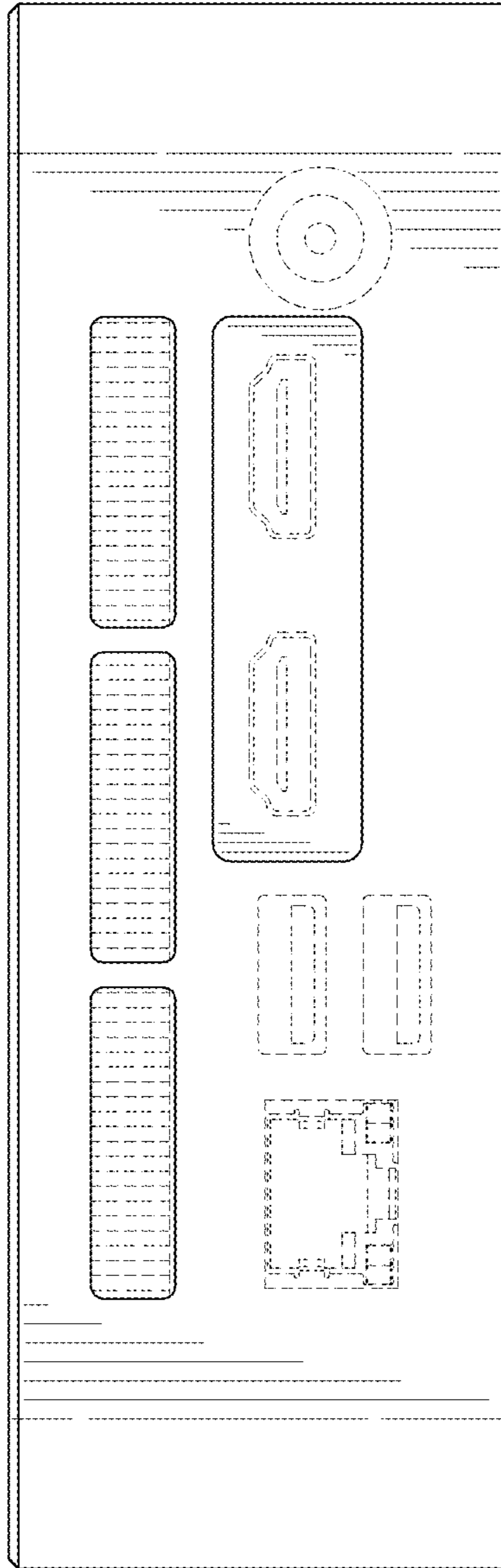


FIG. 4




FIG. 5




FIG. 6






FIG. 7




FIG. 8



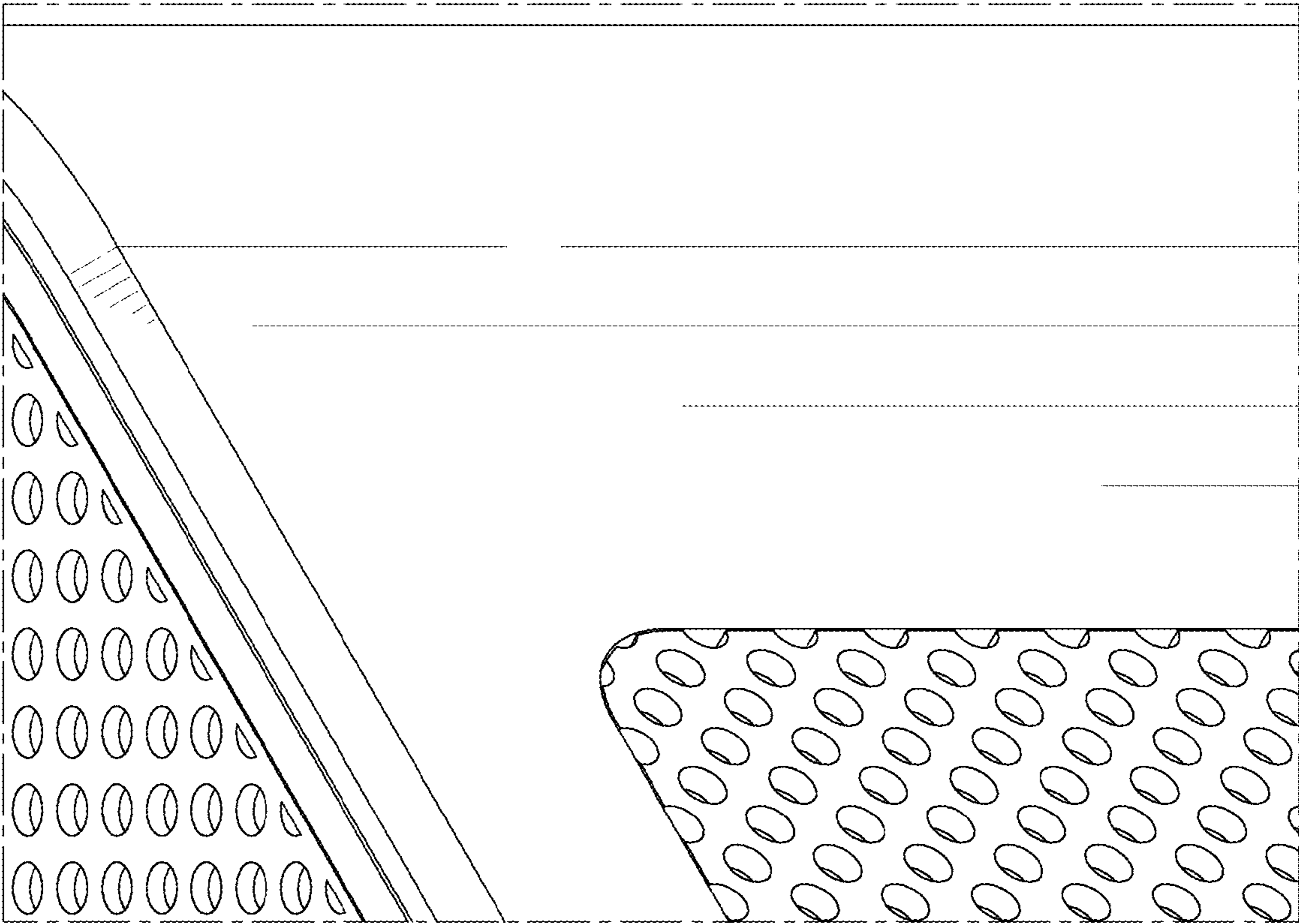


FIG. 9