



US00D984986S

(12) **United States Design Patent** (10) **Patent No.:** **US D984,986 S**
Adela et al. (45) **Date of Patent:** **** May 2, 2023**

(54) **ANTENNA**
(71) Applicant: **The Antenna Company International N.V., Willemstad (CW)**
(72) Inventors: **Bedilu Adela, Noord-Brabant (NL); Diego Caratelli, Noord-Brabant (NL)**
(73) Assignee: **THE ANTENNA COMPANY INTERNATIONAL N.V., Willemstad (CW)**

D858,492 S * 9/2019 Man D14/230
D864,175 S * 10/2019 Wang D14/230
D875,721 S * 2/2020 Forster D14/230
D876,403 S * 2/2020 Keyrouz D14/230
D877,723 S * 3/2020 Keyrouz D14/230
D893,464 S * 8/2020 Forster D14/230
D923,614 S * 6/2021 Wang D14/230
11,296,412 B1 * 4/2022 He H01Q 9/285

(Continued)

(**) Term: **15 Years**

FOREIGN PATENT DOCUMENTS

CN 307698611 * 11/2022
GB 6233813 * 10/2022
IN 346890-001-0001 * 12/2022

(21) Appl. No.: **29/789,436**

OTHER PUBLICATIONS

(22) Filed: **Sep. 23, 2021**

Avery Dennison RFID, "RF601209", available at digikey.com, date published 2021, site visited Dec. 15, 2022, available at URL: <https://bit.ly/3V4csya> (Year: 2021).*

(51) **LOC (14) Cl.** **14-03**

(52) **U.S. Cl.**
USPC **D14/230**

(58) **Field of Classification Search**
USPC D14/230, 218, 18, 231-239, 299, 358, D14/138; D10/65-70; D22/144; D8/20, D8/92, 391; D25/27; D13/182
CPC H01Q 7/00; H01Q 9/285; H01Q 19/30; H01Q 19/12; H01Q 1/36; H01Q 1/38; H01Q 1/0475; H01Q 1/034; H05K 11/00; G05D 1/0234; G06K 19/07749
See application file for complete search history.

Primary Examiner — Daniel J Domino
Assistant Examiner — Samina Vieth
(74) *Attorney, Agent, or Firm* — Innovation Capital Law Group, LLP; Vic Lin

(57) **CLAIM**

The ornamental design for an antenna, as shown and described.

(56) **References Cited**

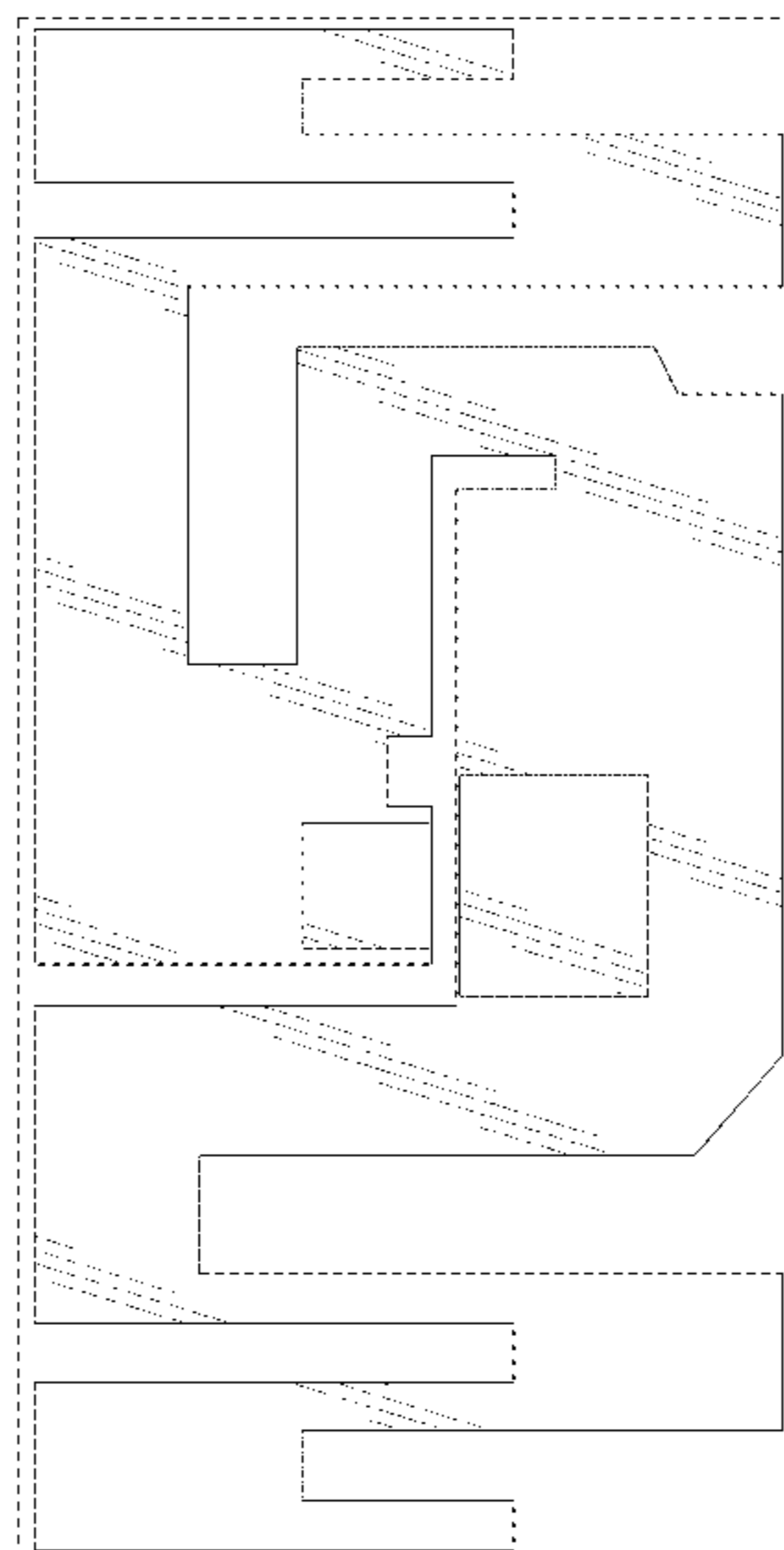
DESCRIPTION

U.S. PATENT DOCUMENTS

7,843,390 B2 * 11/2010 Liu H01Q 9/42
343/700 MS
D710,338 S * 8/2014 Forster D14/230
D730,329 S * 5/2015 Man D14/230
D766,883 S * 9/2016 Yang D14/230
D776,093 S * 1/2017 Forster D14/230
D788,744 S * 6/2017 Forster D14/230
D812,597 S * 3/2018 Forster D14/230
D831,011 S * 10/2018 Gielis H01Q 1/12
D14/230

FIG. 1 is a top plan view of an antenna, showing our new design; and,
FIG. 2 is a perspective view thereof.
The bottom of the antenna is unornamented and has no bearing on novelty of design.
The design for the antenna is so thin that it is barely discernable in front, rear, and side views.
The broken lines depict portions of the article that form no part of the claim.

1 Claim, 2 Drawing Sheets



(56)

References Cited

U.S. PATENT DOCUMENTS

2002/0003499 A1* 1/2002 Kouam H01Q 5/371
343/846
2008/0150829 A1* 6/2008 Lin H01Q 9/42
343/860
2009/0146906 A1* 6/2009 Anguera Pros H01Q 1/243
343/906
2011/0220727 A1* 9/2011 Lee H01Q 1/2208
343/822
2015/0303556 A1* 10/2015 Flores-Cuadras H01Q 1/38
343/893
2020/0302261 A1* 9/2020 Maeda G06K 19/0723

* cited by examiner

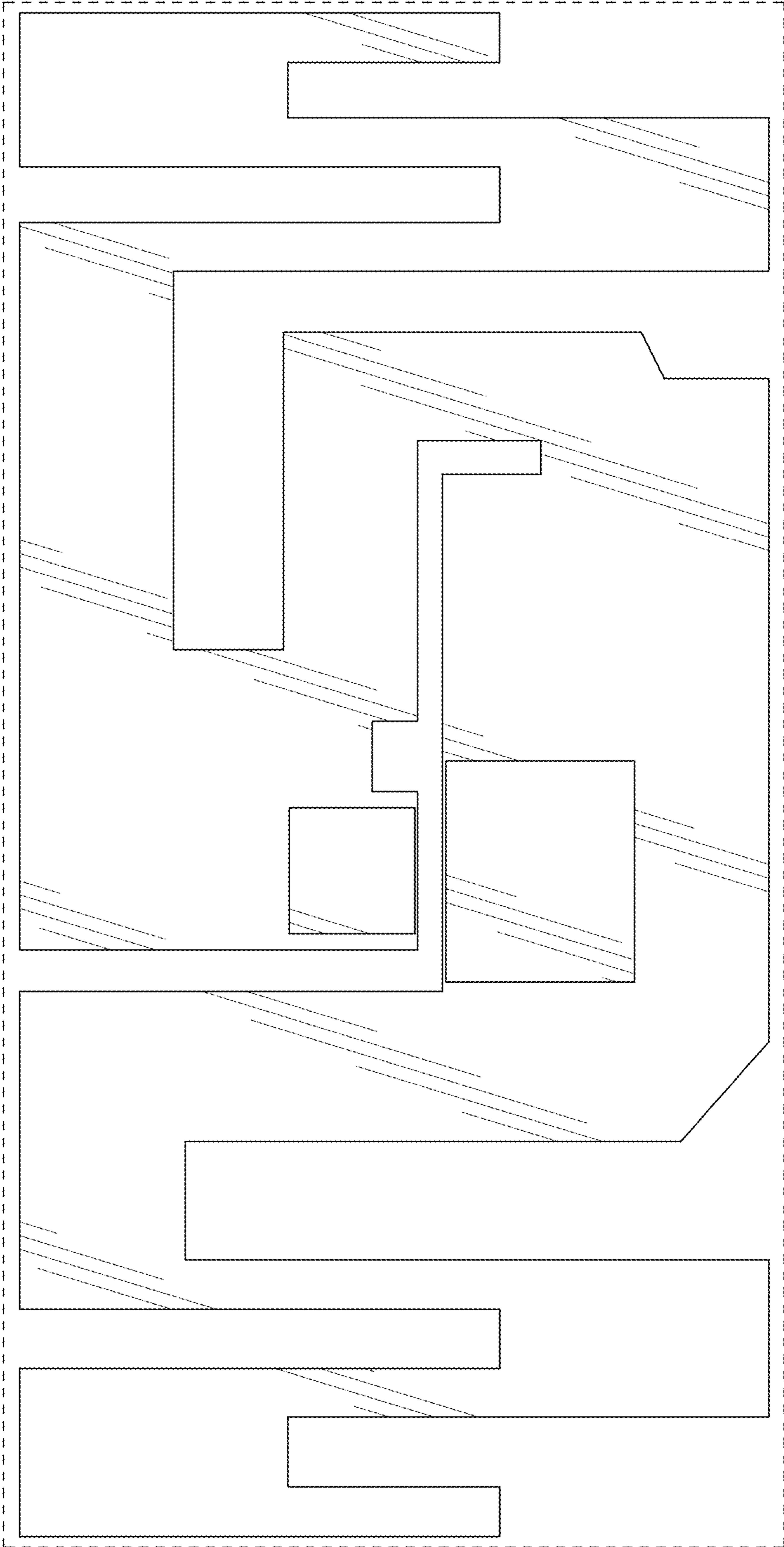


FIG. 1

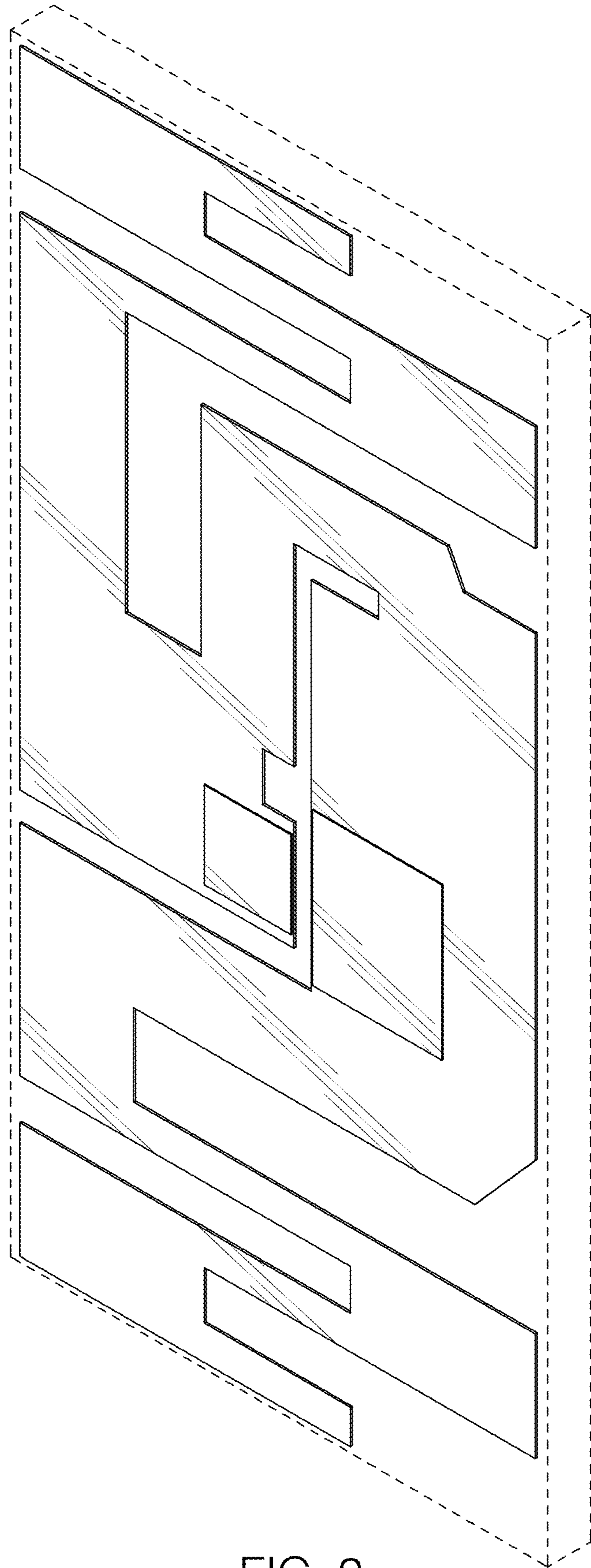


FIG. 2