



US00D984982S

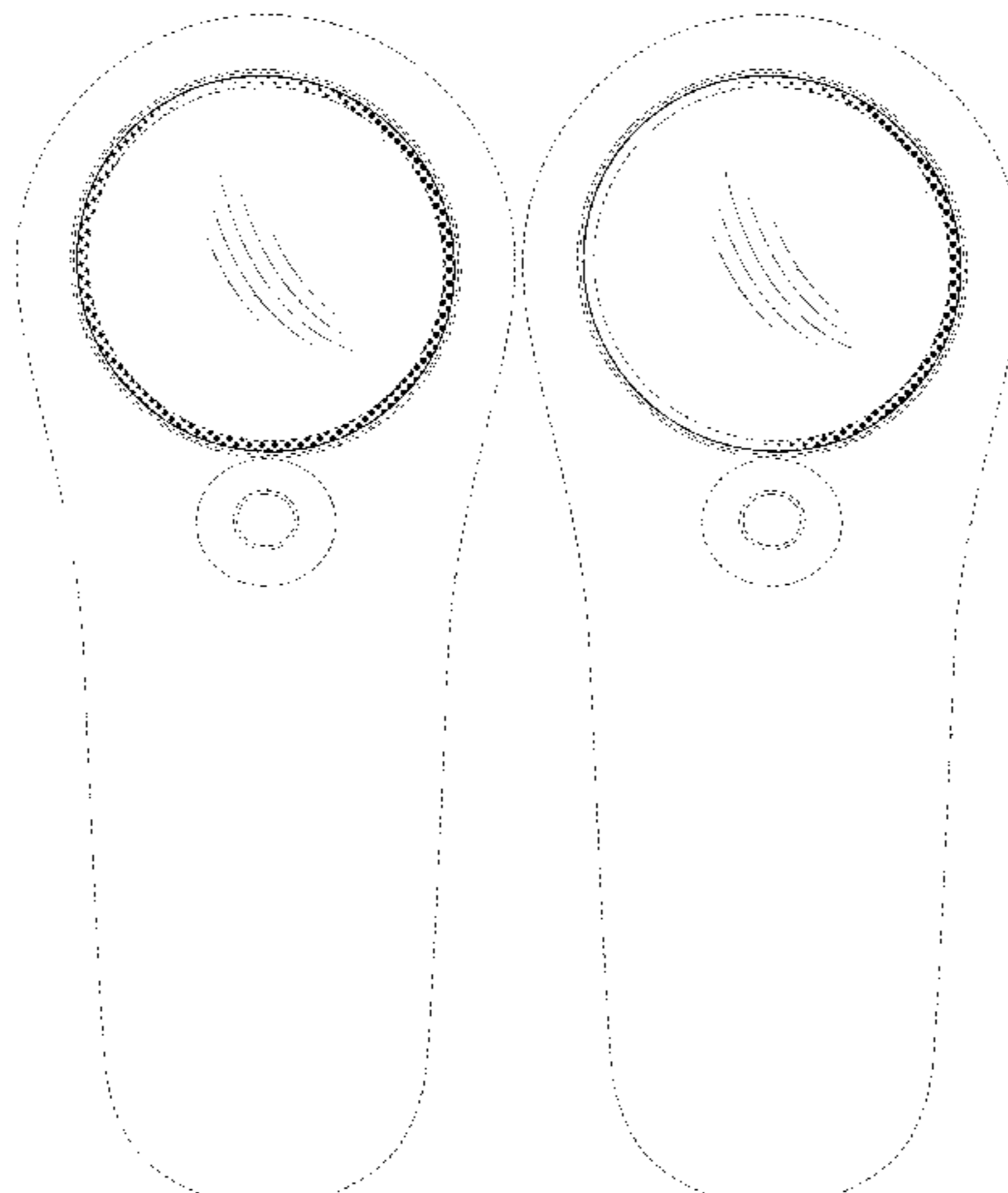
(12) **United States Design Patent** (10) **Patent No.:** **US D984,982 S**  
**Natsume et al.** (45) **Date of Patent:** **\*\* May 2, 2023**

(54) **TOTEM CONTROLLER HAVING AN ILLUMINATION REGION**  
  
(71) Applicant: **Magic Leap, Inc.**, Plantation, FL (US)  
(72) Inventors: **Shigeru Natsume**, Weston, FL (US); **Timothy Michael Stutts**, Oakland Park, FL (US); **Sumanth Murali**, Plantation, FL (US); **Haney Awad**, Ft. Lauderdale, FL (US); **Brian David Schwab**, Sunrise, FL (US); **James M. Powderly**, Ft. Lauderdale, FL (US); **Savannah Niles**, Ft. Lauderdale, FL (US)  
(73) Assignee: **Magic Leap, Inc.**, Plantation, FL (US)  
(\*\*) Term: **15 Years**  
(21) Appl. No.: **29/780,738**  
(22) Filed: **Apr. 26, 2021**

**Related U.S. Application Data**

(63) Continuation of application No. 29/657,652, filed on Jul. 24, 2018, now Pat. No. Des. 918,176.  
(51) **LOC (14) Cl.** ..... **14-03**  
(52) **U.S. Cl.**  
USPC ..... **D14/218**  
(58) **Field of Classification Search**  
USPC ..... D13/168; D21/333; D14/388, 218, 454, D14/299, 496, 400, 401, 402, 405, 409, D14/410, 412  
CPC ..... A47C 31/008; A63F 2009/24; A63F 2009/2408; A63F 2009/2447; A63F 13/20; A63F 13/02; A63F 13/428; A63F 13/212; A63F 9/00; A63F 9/24; G06F 3/014; G06F 3/017; H04B 1/202; H01H 9/02; H01H 9/0214; H01H 9/0235; H01H 9/0242  
See application file for complete search history.

(56) **References Cited**  
**U.S. PATENT DOCUMENTS**  
5,704,151 A 1/1998 West et al.  
D432,131 S 10/2000 Jones et al.  
6,850,221 B1 2/2005 Tickle  
D514,570 S 2/2006 Ohta  
D563,480 S 3/2008 Blaseflug et al.  
D565,668 S 4/2008 Baseflug et al.  
D567,243 S 4/2008 Ashida et al.  
D567,287 S 4/2008 Del Castillo et al.  
D570,793 S \* 6/2008 Ikeda ..... D13/168  
D579,015 S \* 10/2008 Ashida ..... D21/333  
D587,713 S 3/2009 Sutton  
D589,515 S 3/2009 Brunner et al.  
D594,066 S 6/2009 Oikawa et al.  
D611,477 S 3/2010 Brunner et al.  
D638,841 S 5/2011 Musick, Jr. et al.  
D658,184 S 4/2012 Chang et al.  
8,179,604 B1 5/2012 Prada Gomez et al.  
D665,461 S 8/2012 Ikeda et al.  
D675,644 S 2/2013 Frost et al.  
D688,232 S \* 8/2013 Zhang ..... D14/218  
8,523,675 B2 9/2013 Young et al.  
D698,358 S 1/2014 Beams  
8,950,867 B2 2/2015 Macnamara  
D725,041 S 3/2015 Bailey et al.  
9,081,426 B2 7/2015 Armstrong  
D740,369 S 10/2015 Cho et al.  
9,215,293 B2 12/2015 Miller  
D749,044 S 2/2016 Huang  
D752,529 S 3/2016 Loretan et al.  
D753,095 S 4/2016 Jou et al.  
9,310,559 B2 4/2016 Macnamara  
D755,761 S 5/2016 Reynolds  
9,348,143 B2 5/2016 Gao et al.  
D758,367 S 6/2016 Natsume  
D759,657 S 7/2016 Kujawski et al.  
D763,359 S 8/2016 Kwong et al.  
9,417,452 B2 8/2016 Schowengerdt et al.  
D769,876 S 10/2016 Aoyagi et al.  
9,470,906 B2 10/2016 Kaji et al.  
D772,821 S \* 11/2016 Bristol ..... D14/218  
D776,640 S \* 1/2017 Simonian ..... D14/218  
9,547,174 B2 1/2017 Gao et al.  
D790,484 S \* 6/2017 Bristol ..... D14/218  
9,671,566 B2 6/2017 Abovitz et al.  
9,740,006 B2 8/2017 Gao  
D797,743 S \* 9/2017 Awad ..... D21/333  
D799,450 S \* 10/2017 Lee ..... D14/218  
9,791,700 B2 10/2017 Schowengerdt et al.  
9,851,563 B2 12/2017 Gao et al.



9,857,591	B2	1/2018	Welch et al.	
9,874,749	B2	1/2018	Bradski	
D827,613	S *	9/2018	Seo .....	D14/218
D828,337	S *	9/2018	Li .....	D14/218
D844,608	S *	4/2019	Chen .....	D21/333
10,444,849	B2	10/2019	Li	
10,534,447	B2	1/2020	Li	
D880,456	S *	4/2020	Russo .....	D14/218
D884,700	S *	5/2020	Shao .....	D21/333
D899,424	S *	10/2020	Chen .....	D21/333
D902,927	S *	11/2020	Hu .....	D21/333
D918,176	S *	5/2021	Natsume .....	D14/218
D924,204	S *	7/2021	Natsume .....	D14/218
D930,614	S	9/2021	Natsume et al.	
11,112,932	B2	9/2021	Powderly et al.	
D934,246	S *	10/2021	Ge .....	D21/333
11,163,416	B2	11/2021	Powederly et al.	
D940,688	S *	1/2022	Liao .....	D14/218
D962,905	S *	9/2022	Natsume .....	D14/230
2002/0024675	A1	2/2002	Foxlin	
2006/0028436	A1	2/2006	Armstrong	
2006/0103633	A1	5/2006	Gioeli	
2006/0181521	A1	8/2006	Perreault et al.	
2006/0279554	A1	12/2006	Shin et al.	
2007/0081123	A1	4/2007	Lewis	
2008/0036744	A1	2/2008	Hartl	
2009/0002218	A1	1/2009	Rigazio et al.	
2009/0090568	A1	4/2009	Min	
2009/0295722	A1	12/2009	Yamamoto	
2009/0299686	A1	12/2009	Ho	
2010/0194687	A1	8/2010	Corson	
2012/0127062	A1	5/2012	Bar-Zeev et al.	
2012/0162549	A1	6/2012	Gao et al.	
2013/0082922	A1	4/2013	Miller	
2013/0104085	A1	4/2013	Mlyniec et al.	
2013/0117377	A1	5/2013	Miller	
2013/0125027	A1	5/2013	Abovitz	
2013/0208234	A1	8/2013	Lewis	
2013/0242262	A1	9/2013	Lewis	
2014/0071539	A1	3/2014	Gao	
2014/0177023	A1	6/2014	Gao et al.	
2014/0218468	A1	8/2014	Gao et al.	
2014/0267109	A1 *	9/2014	Lin .....	G06F 3/03543 345/173
2014/0267420	A1	9/2014	Schowengerdt	
2014/0306866	A1	10/2014	Miller et al.	
2014/0320531	A1	10/2014	Elvesjö	
2015/0016777	A1	1/2015	Abovitz et al.	
2015/0103306	A1	4/2015	Kaji et al.	
2015/0138101	A1	5/2015	Park	
2015/0178939	A1	6/2015	Bradski et al.	
2015/0205126	A1	7/2015	Schowengerdt	
2015/0220110	A1	8/2015	Brawer	
2015/0222883	A1	8/2015	Welch	
2015/0222884	A1	8/2015	Cheng	
2015/0268415	A1	9/2015	Schowengerdt et al.	
2015/0302652	A1	10/2015	Miller et al.	
2015/0309263	A2	10/2015	Abovitz et al.	
2015/0317833	A1	11/2015	Ebstyne et al.	
2015/0326570	A1	11/2015	Publicover et al.	
2015/0346490	A1	12/2015	TeKolste et al.	
2015/0346495	A1	12/2015	Welch et al.	
2016/0011419	A1	1/2016	Gao	
2016/0026253	A1	1/2016	Bradski et al.	
2016/0062489	A1 *	3/2016	Li .....	G06F 3/017 345/163
2016/0259404	A1	9/2016	Woods	
2017/0182957	A1	6/2017	Watson et al.	
2018/0053284	A1	2/2018	Rodriguez et al.	
2018/0091304	A1	3/2018	Brook et al.	
2018/0264357	A1 *	9/2018	Dalton .....	G06F 3/011
2018/0314406	A1	11/2018	Powderly	
2018/0314416	A1	11/2018	Powderly	
2020/0201460	A1 *	6/2020	Erivantcev .....	G06F 3/017
2022/0019333	A1	1/2022	Powderly	

FOREIGN PATENT DOCUMENTS

CN	304317893	*	10/2017
JP	2008-521136	A	6/2008
JP	2008-541222	A	11/2008
JP	2010-15535	A	1/2010
JP	2011-24613	A	2/2011
JP	2013-515999	A	5/2013
JP	2015-072582	A	4/2015
JP	2017-511082	A	4/2017
KR	2016-0005720		1/2016
WO	WO 2011/078926		6/2011
WO	WO 2016/061196		4/2016
WO	WO 2017/048519		3/2017

OTHER PUBLICATIONS

Samsung ET-YO324BBEGUS Gear VR Controller, posted Apr. 21, 2017 [online], [retrieved Jan. 9, 2023]. Retrieved from internet, <https://www.amazon.com/Samsung-ET-Y0324BBEGUS-Gear-VR-Controller/dp/B06XHXRXP1> (Year: 2017).\*

\* cited by examiner

*Primary Examiner* — Marie D. Fast Horse  
*Assistant Examiner* — Josiah D. Parsons  
 (74) *Attorney, Agent, or Firm* — Knobbe, Martens, Olson & Bear, LLP

(57) CLAIM

The ornamental design for a totem controller having an illumination region, as shown and described.

DESCRIPTION

The patent or application file contains at least one drawing executed in color. Copies of this patent or patent application publication with color drawing(s) will be provided by the Office upon request and payment of the necessary fee.

FIG. 1 is a top view of a totem controller having an illumination region showing a image in a sequence for the illumination region of our design;

FIG. 2 is a top view showing a second image in the sequence thereof;

FIG. 3 is a top view showing a third image in the sequence thereof;

FIG. 4 is a top view showing a fourth image in the sequence thereof;

FIG. 5 is a top view showing a fifth image in the sequence thereof;

FIG. 6 is a top view showing a sixth image in the sequence thereof;

FIG. 7 is a top view showing a seventh image in the sequence thereof;

FIG. 8 is a top view showing an eighth image in the sequence thereof;

FIG. 9 is a top view showing a ninth image in the sequence thereof;

FIG. 10 is a top view showing a tenth image in the sequence thereof;

FIG. 11 is a top view showing an eleventh image in the sequence thereof;

FIG. 12 is a top view showing a twelfth image in the sequence thereof;

FIG. 13 is a top view showing a thirteenth image in the sequence thereof;

FIG. 14 is a top view showing a fourteenth image in the sequence thereof;

FIG. 15 is a front perspective view of a totem controller having an illumination region showing a first image in the sequence for the illumination region of our design;

FIG. 16 is a front perspective view showing a second image in the sequence thereof;

FIG. 17 is a front perspective view showing a third image in the sequence thereof;

FIG. 18 is a front perspective view showing a fourth image in the sequence thereof;

FIG. 19 is a front perspective view showing a fifth image in the sequence thereof;

FIG. 20 is a front perspective view showing a sixth image in the sequence thereof;

FIG. 21 is a front perspective view showing a seventh image in first sequence thereof;

FIG. 22 is a front perspective view showing an eighth image in first sequence thereof;

FIG. 23 is a front perspective view showing a ninth image in the sequence thereof;

FIG. 24 is a front perspective view showing a tenth image in the sequence thereof;

FIG. 25 is a front perspective view showing an eleventh image in the sequence thereof;

FIG. 26 is a front perspective view showing a twelfth image in the sequence thereof;

FIG. 27 is a front perspective view showing a thirteenth image in the sequence thereof;

FIG. 28 is a front perspective view showing a fourteenth image in the sequence thereof;

FIG. 29 is a bottom view of a totem controller having an illumination region of FIGS. 1-28;

FIG. 30 is a left side view thereof;

FIG. 31 is a right side view thereof;

FIG. 32 is a rear view thereof;

FIG. 33 is a front view thereof;

FIG. 34 is a top view of thereof showing our design in a non-illuminated state; and,

FIG. 35 is a front perspective view thereof showing our design in a non-illuminated state.

The broken lines in FIGS. 1-35 depicting various optional components of a totem controller are included for illustrating environmental structure and form no part of the claimed design. The long-short dashed lines in FIGS. 1-28 indicate curvature and form no part of the claimed design.

The appearance of the illumination region sequentially transitions between the images shown for the sequence in FIGS. 1-28. The process or period in which one image transitions to another in the sequence forms no part of the claimed design.

The difference in color in the sequence indicates a contrast in the colored illumination of the sequence and does not depict any particular texture or material.

Applicant recognizes inventive aspects of the totem controller having an illumination region, and portions thereof, with the illumination region illuminated in any of the single state illumination patterns shown in individual images, or in any combination of some or all of the single state illumination patterns shown, or in the entirety of the sequence of illumination shown herein.

**1 Claim, 35 Drawing Sheets  
(26 of 35 Drawing Sheet(s) Filed in Color)**

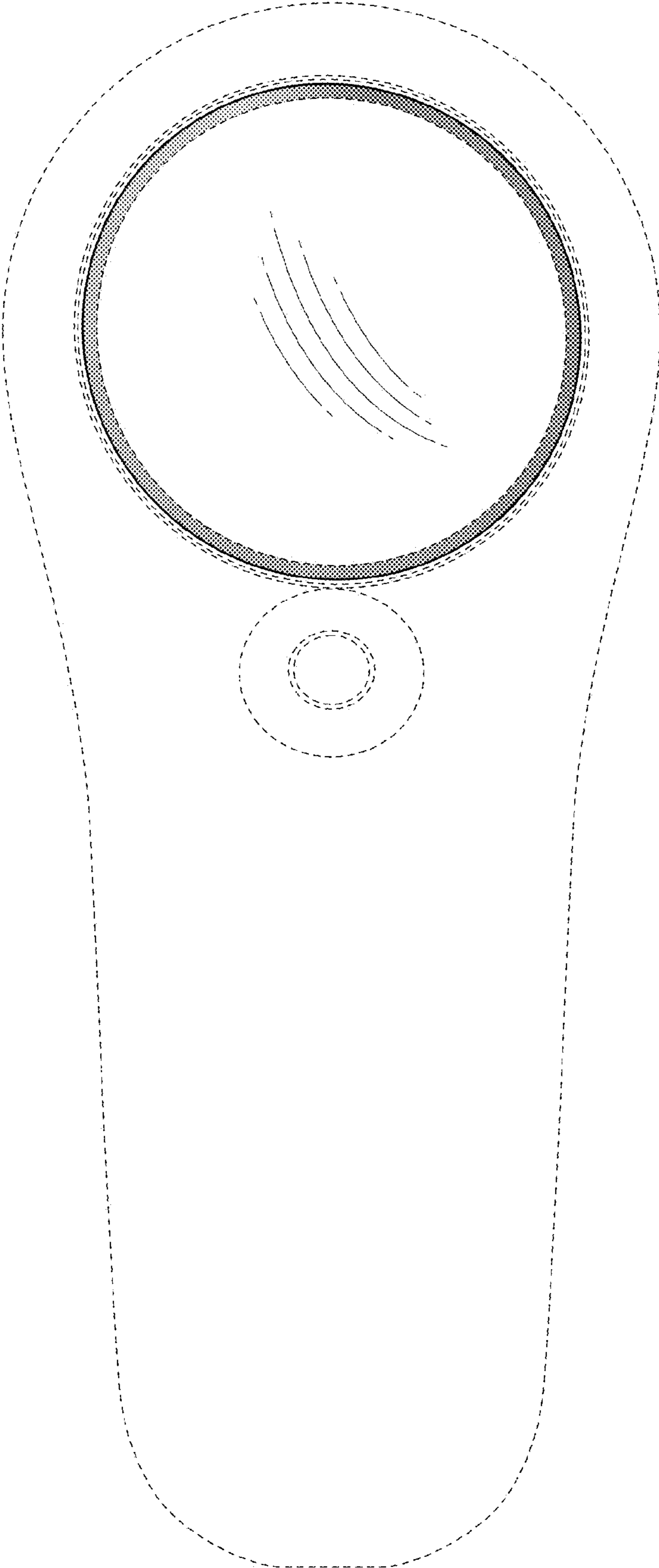


FIG. 1

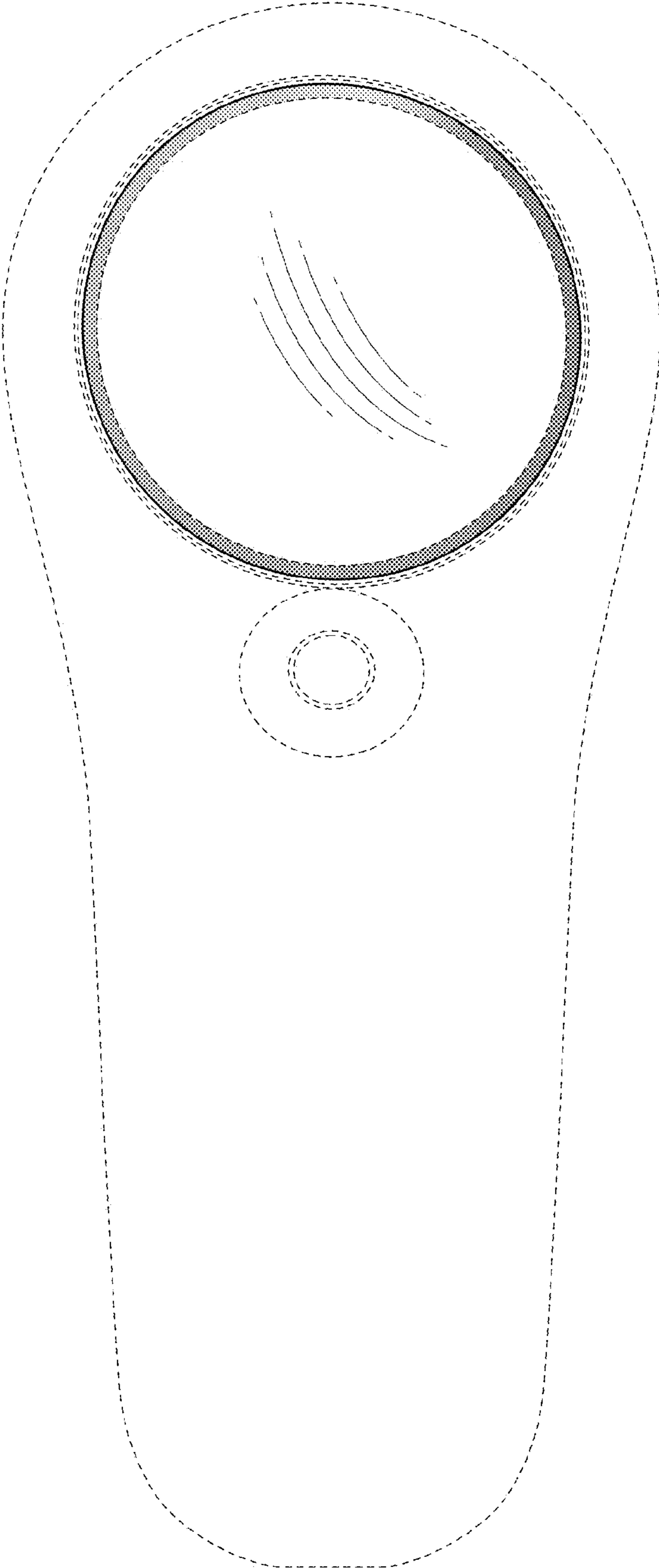


FIG. 2

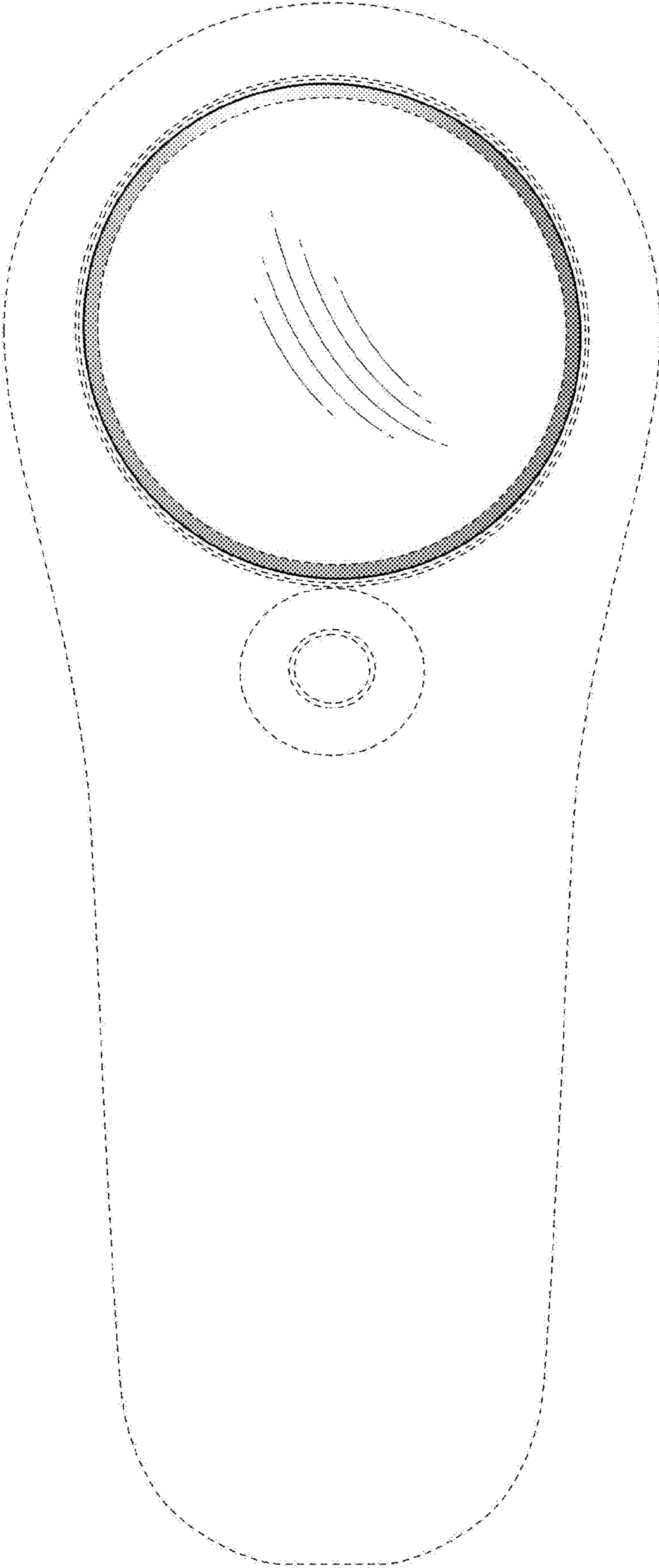


FIG. 3

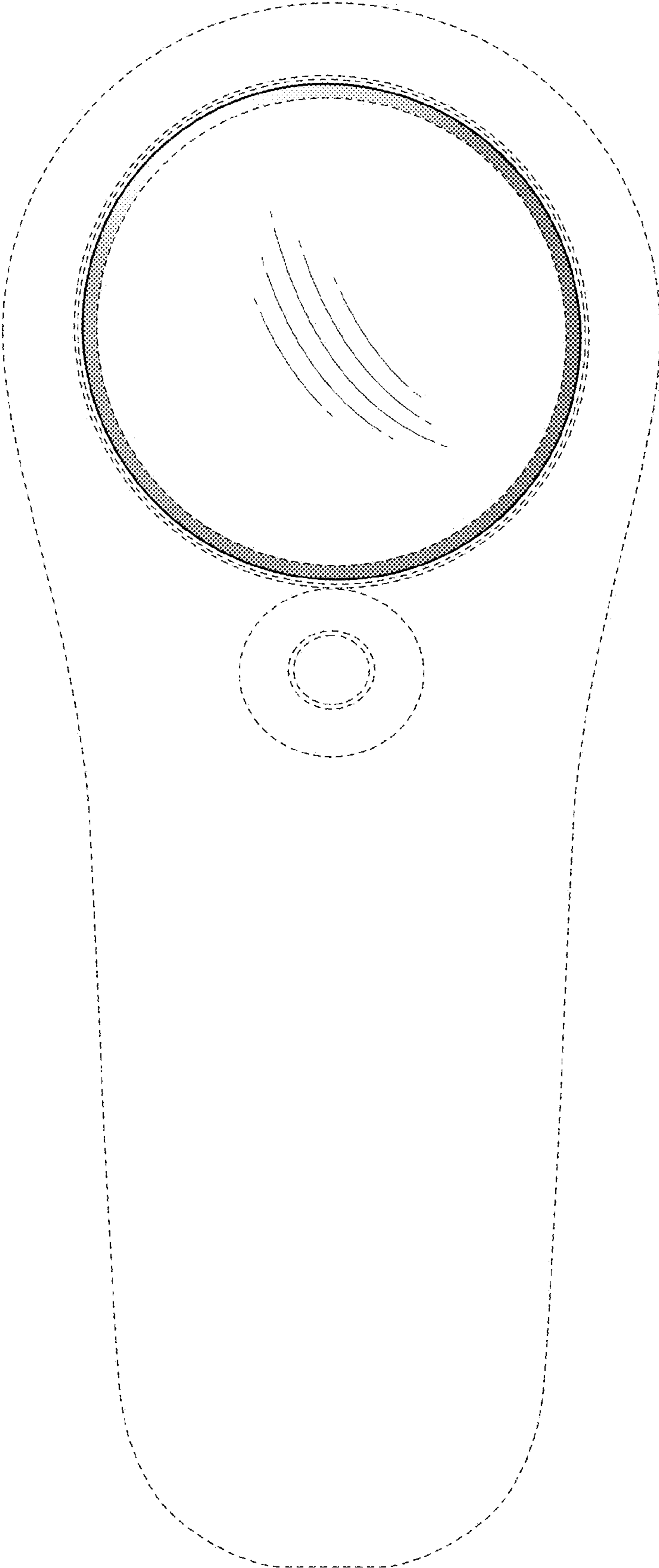


FIG. 4

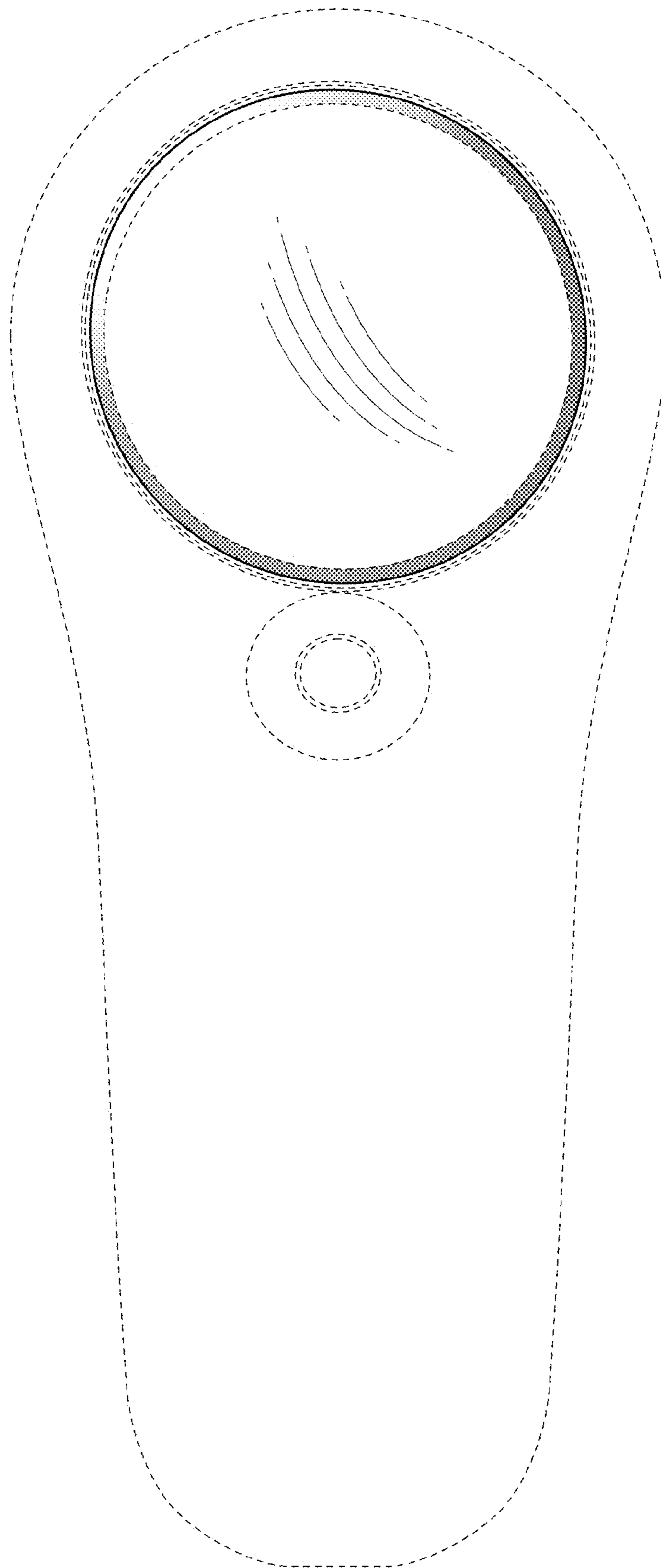


FIG. 5



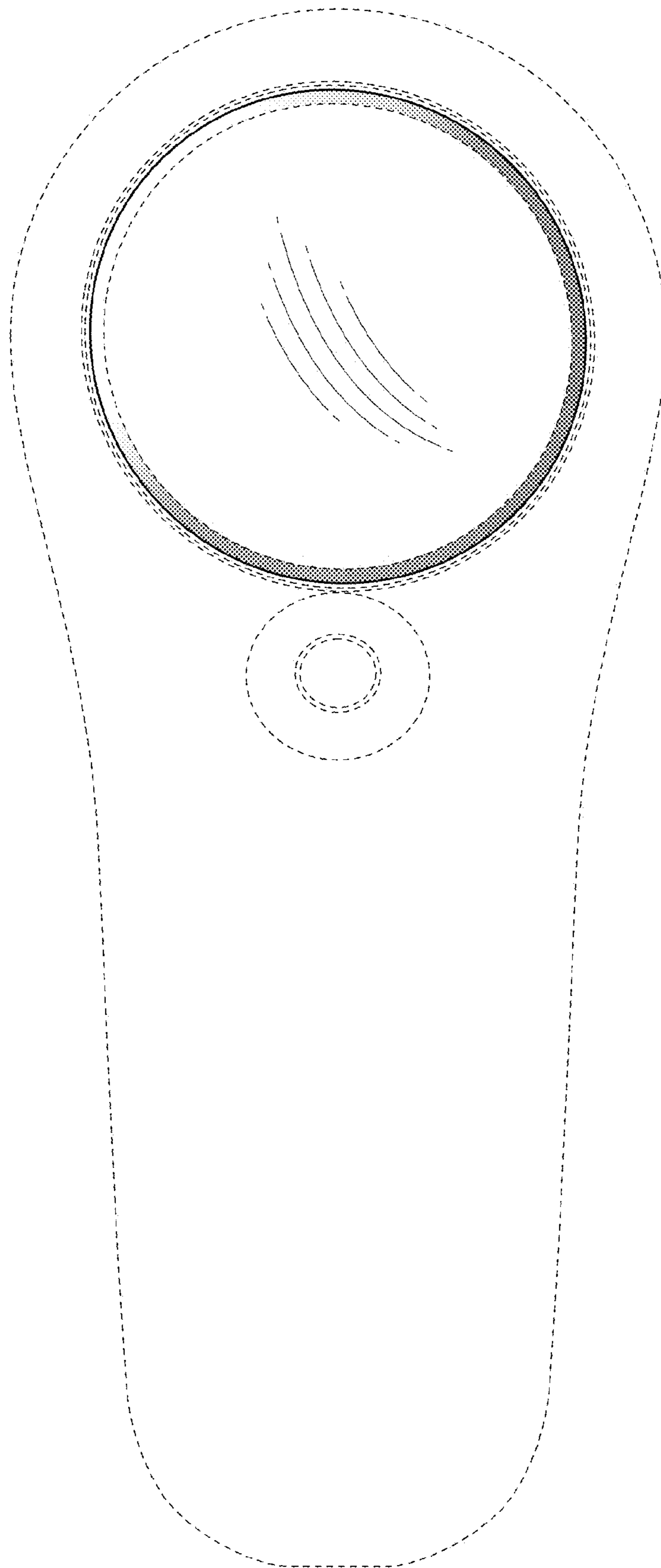


FIG. 6

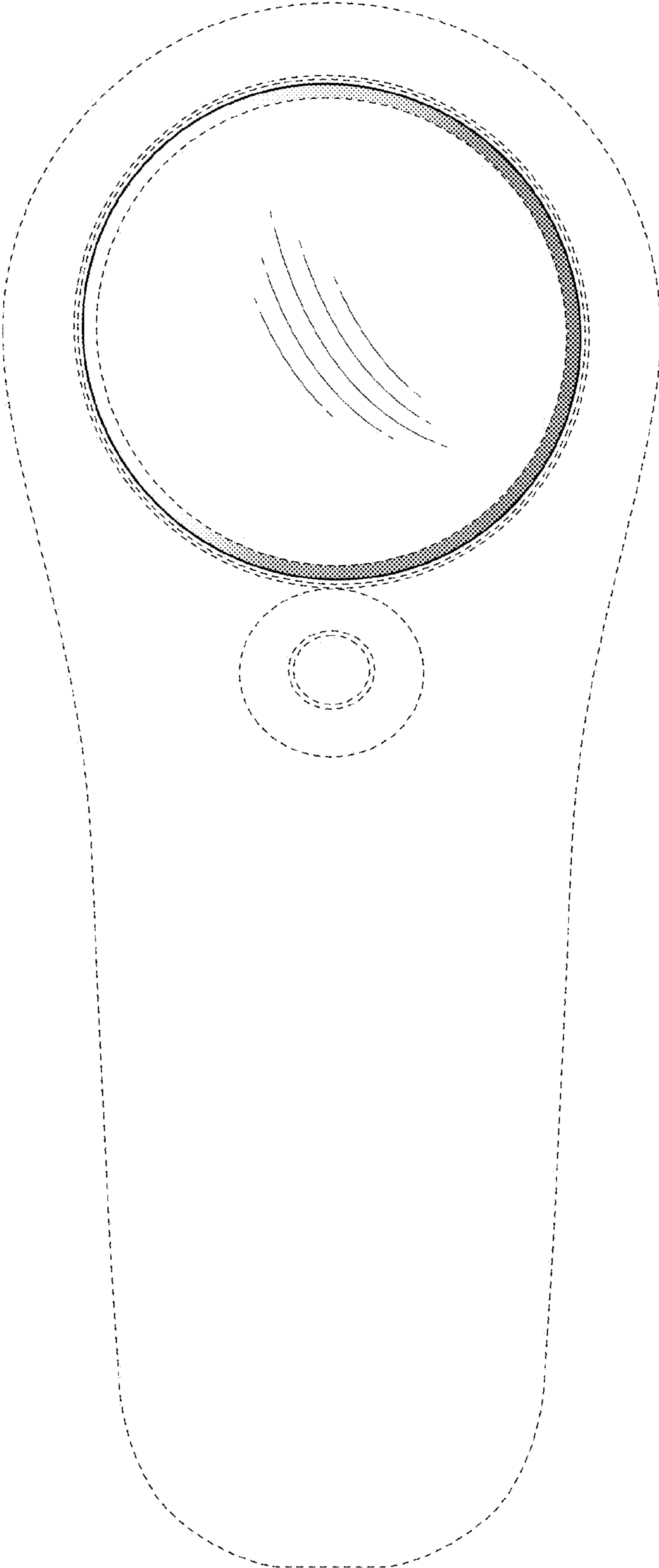


FIG. 7

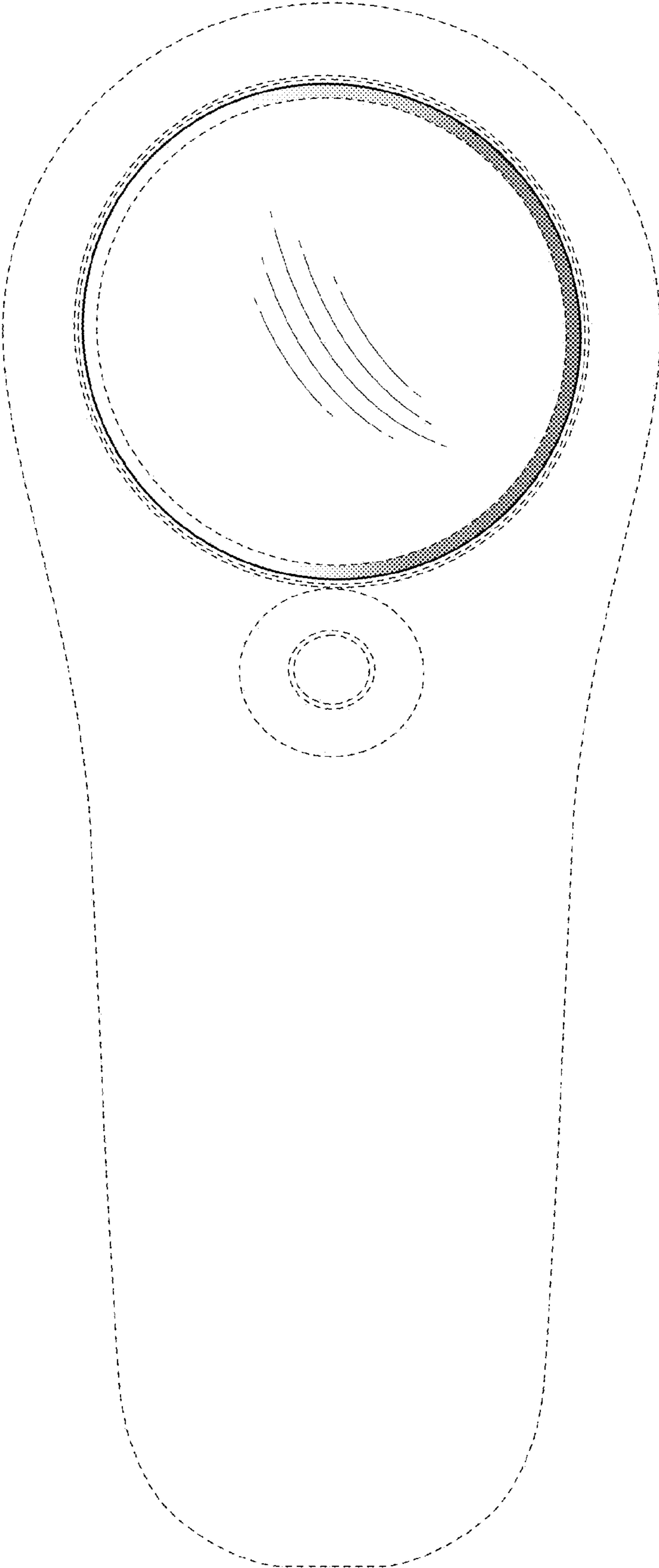


FIG. 8

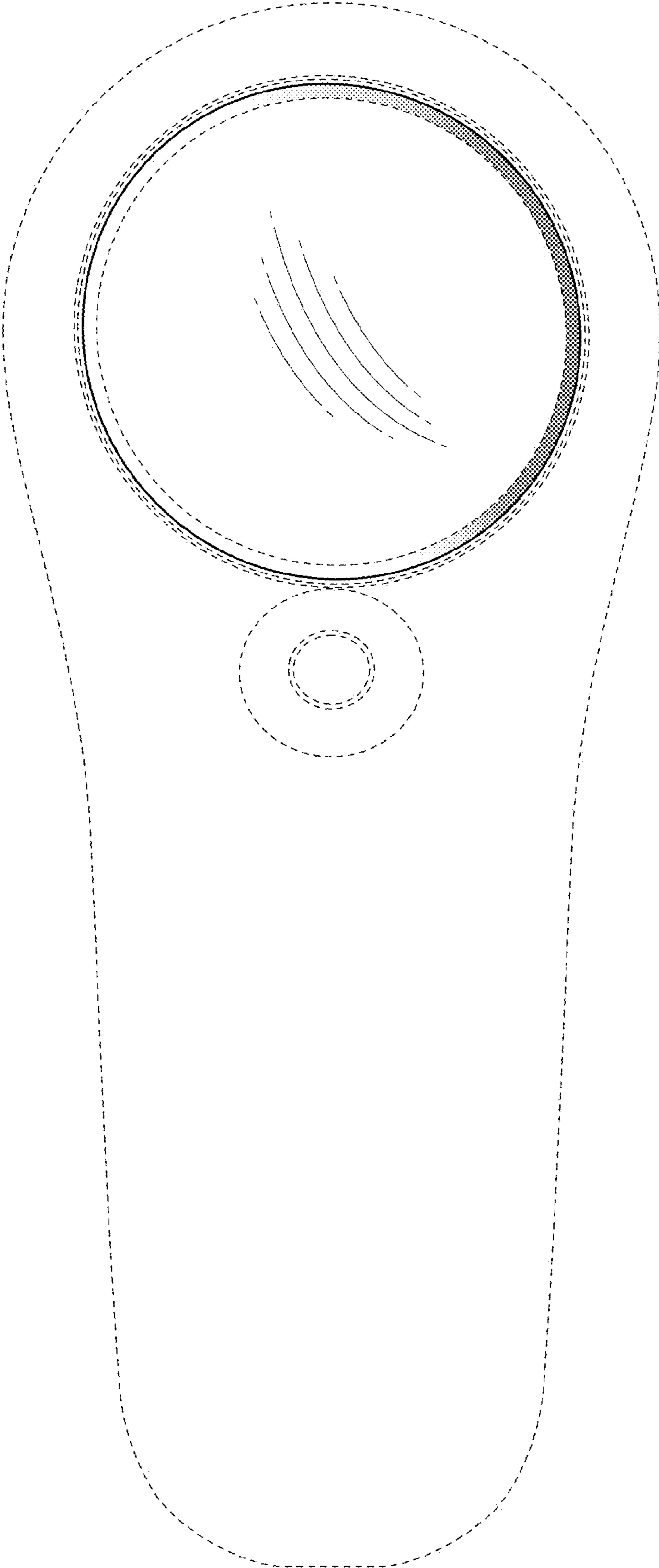


FIG. 9

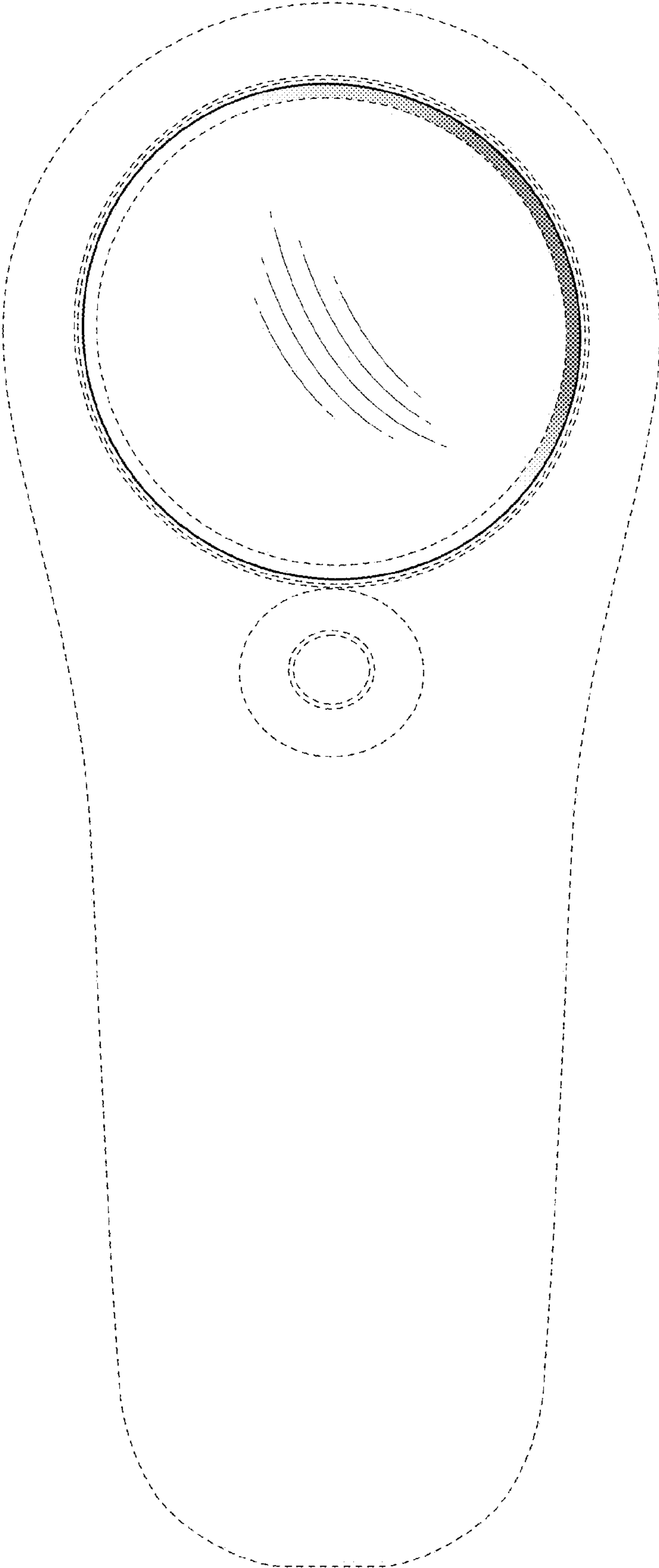


FIG. 10

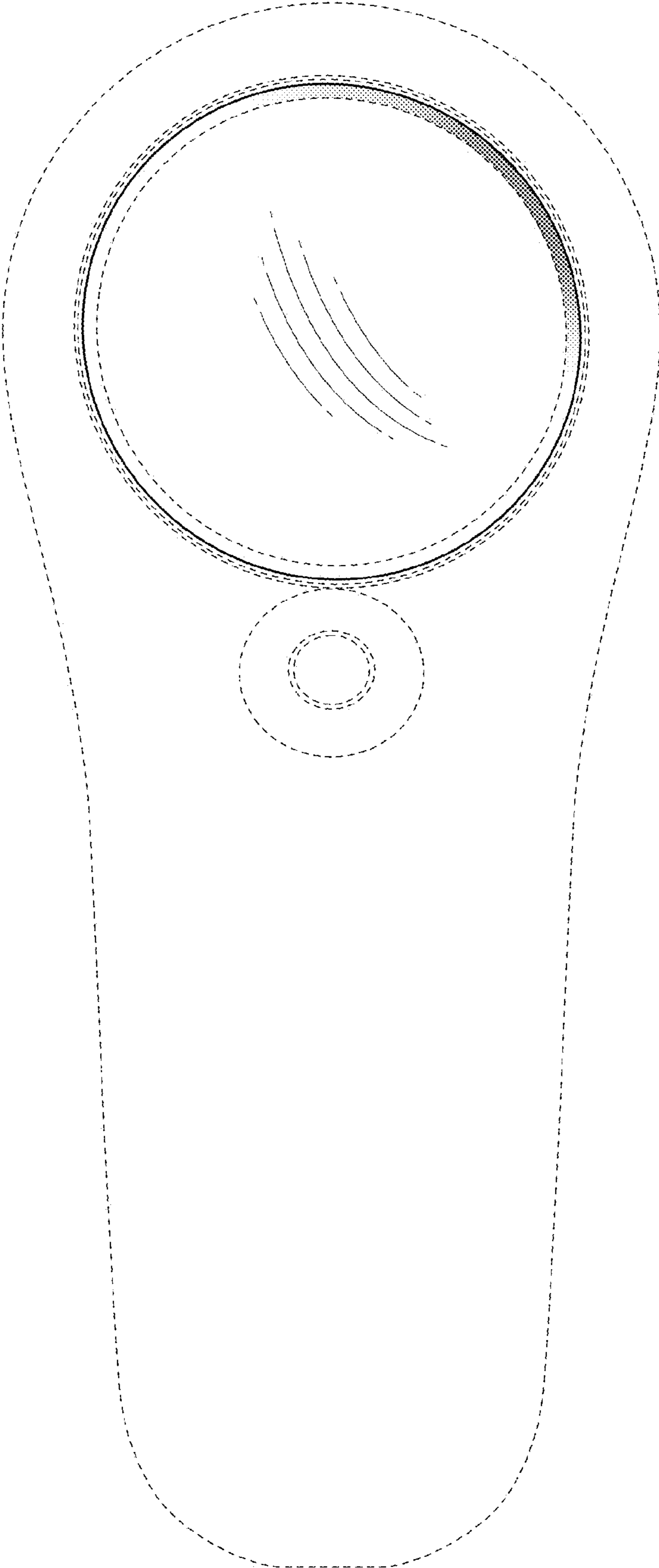


FIG. 11

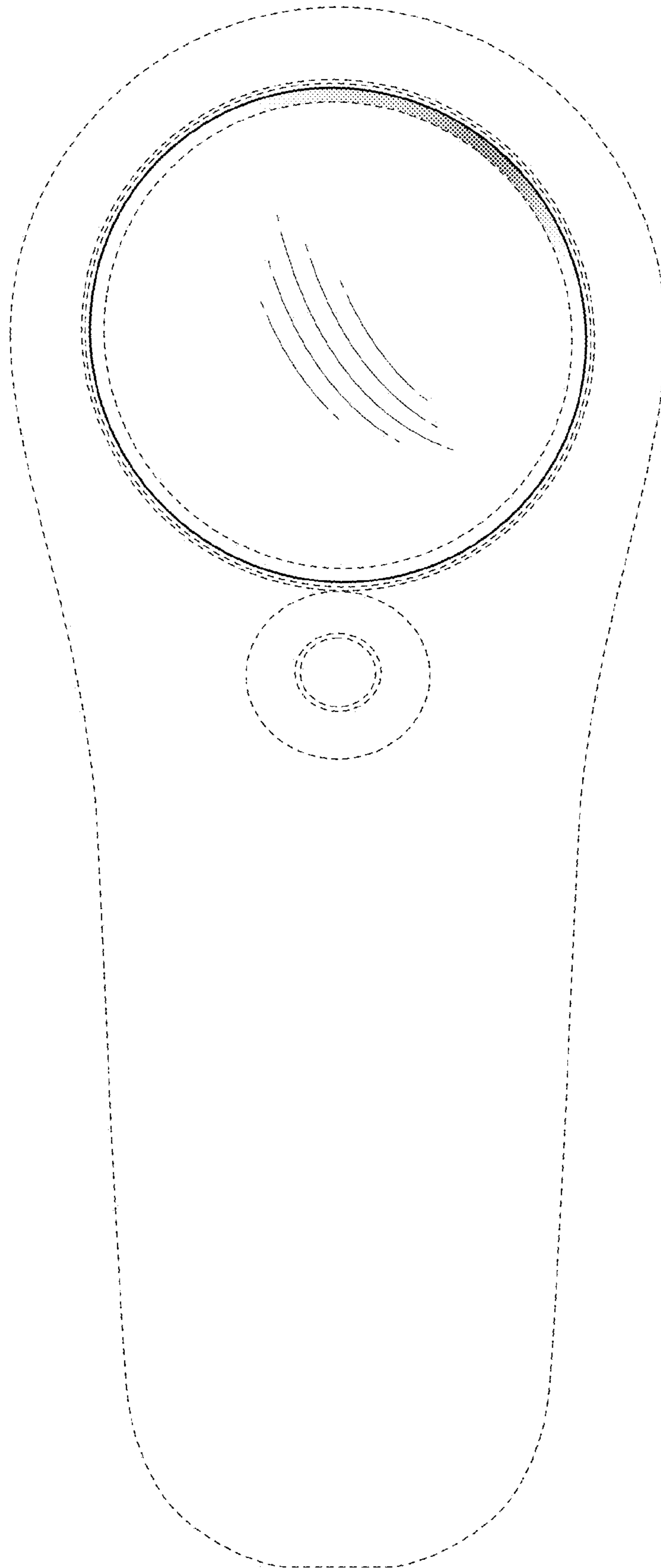


FIG. 12

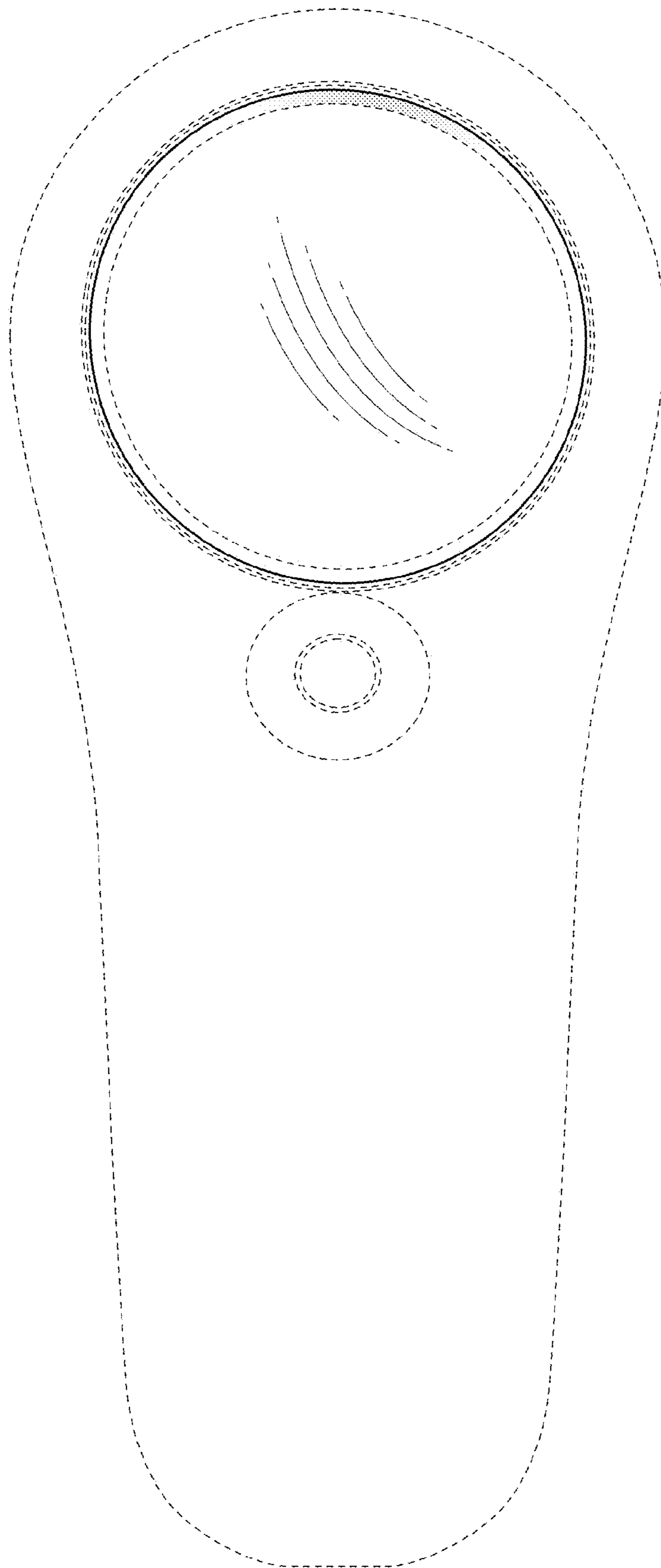


FIG. 13



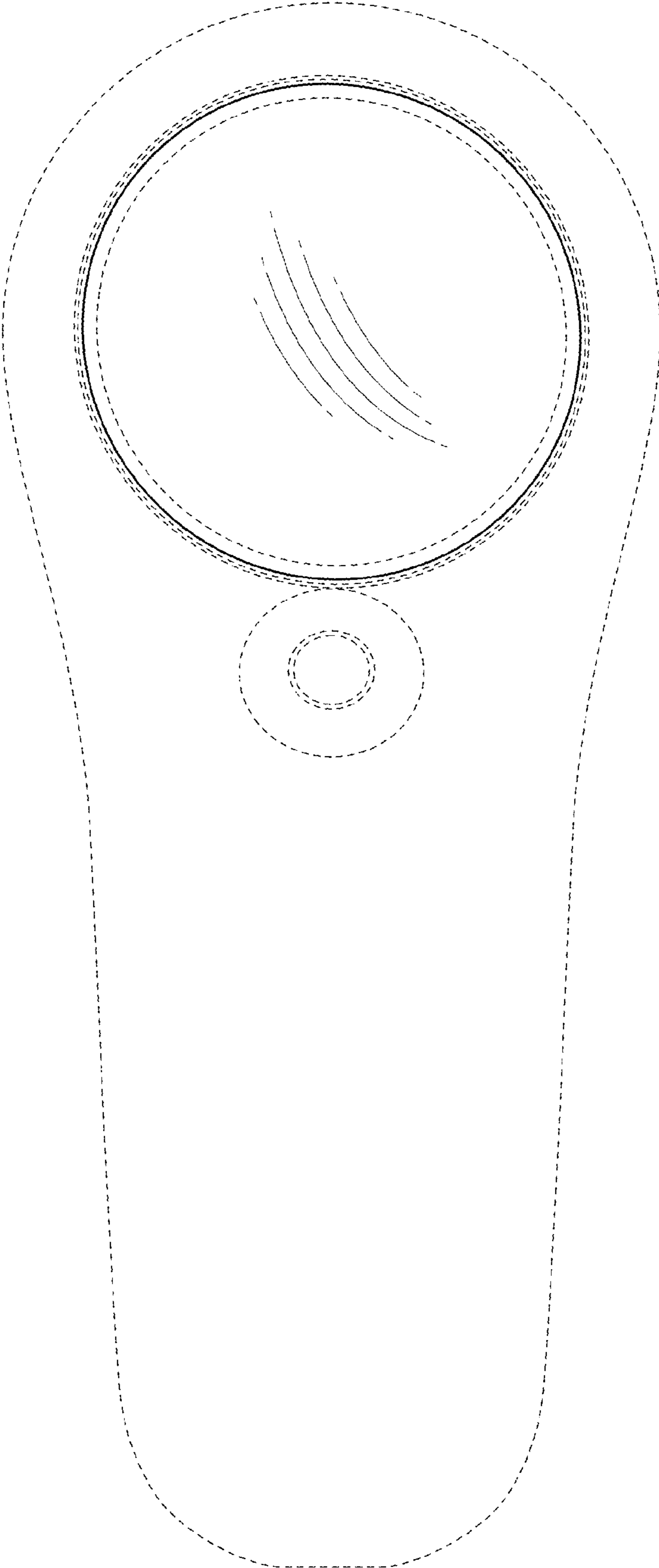


FIG. 14

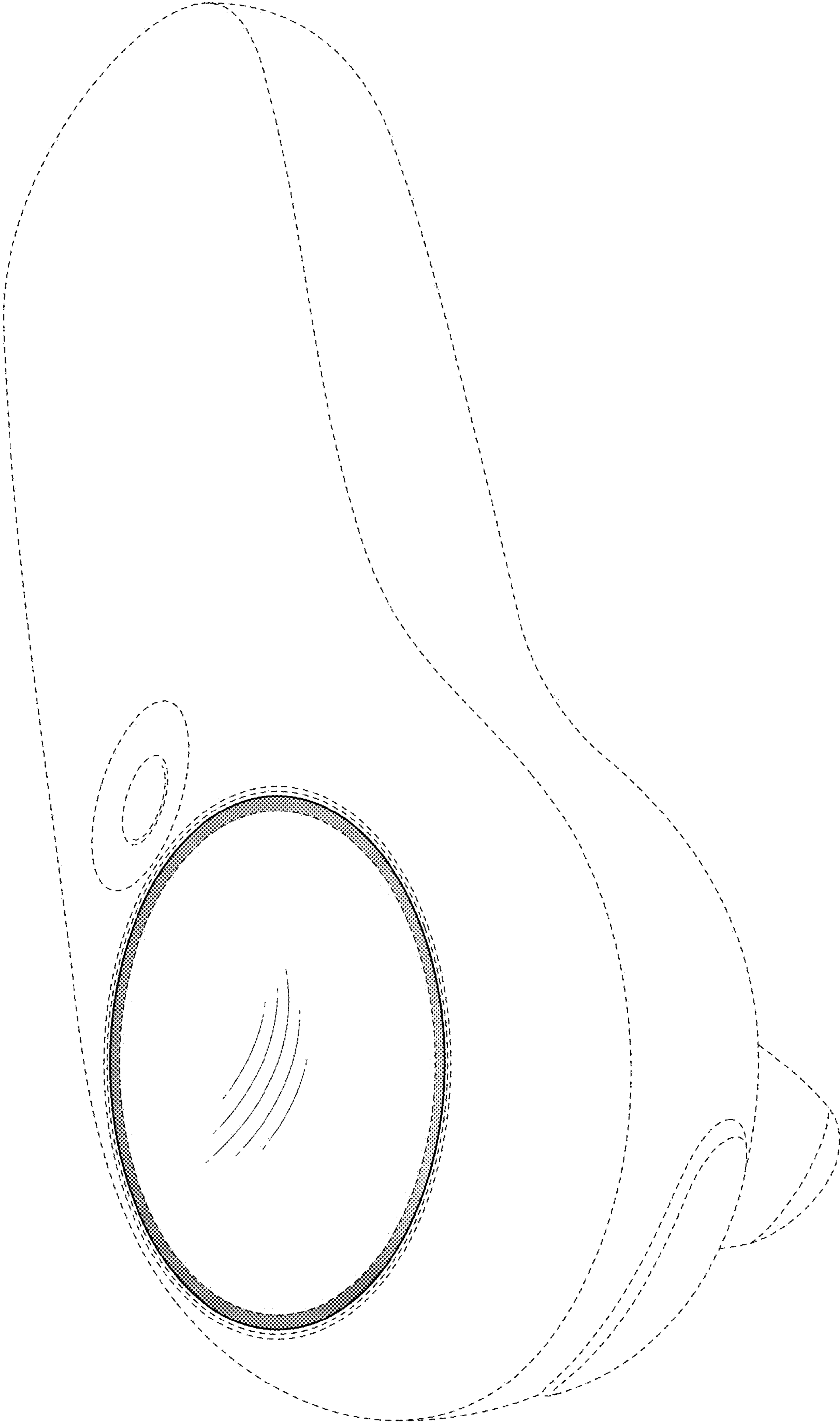


FIG. 15

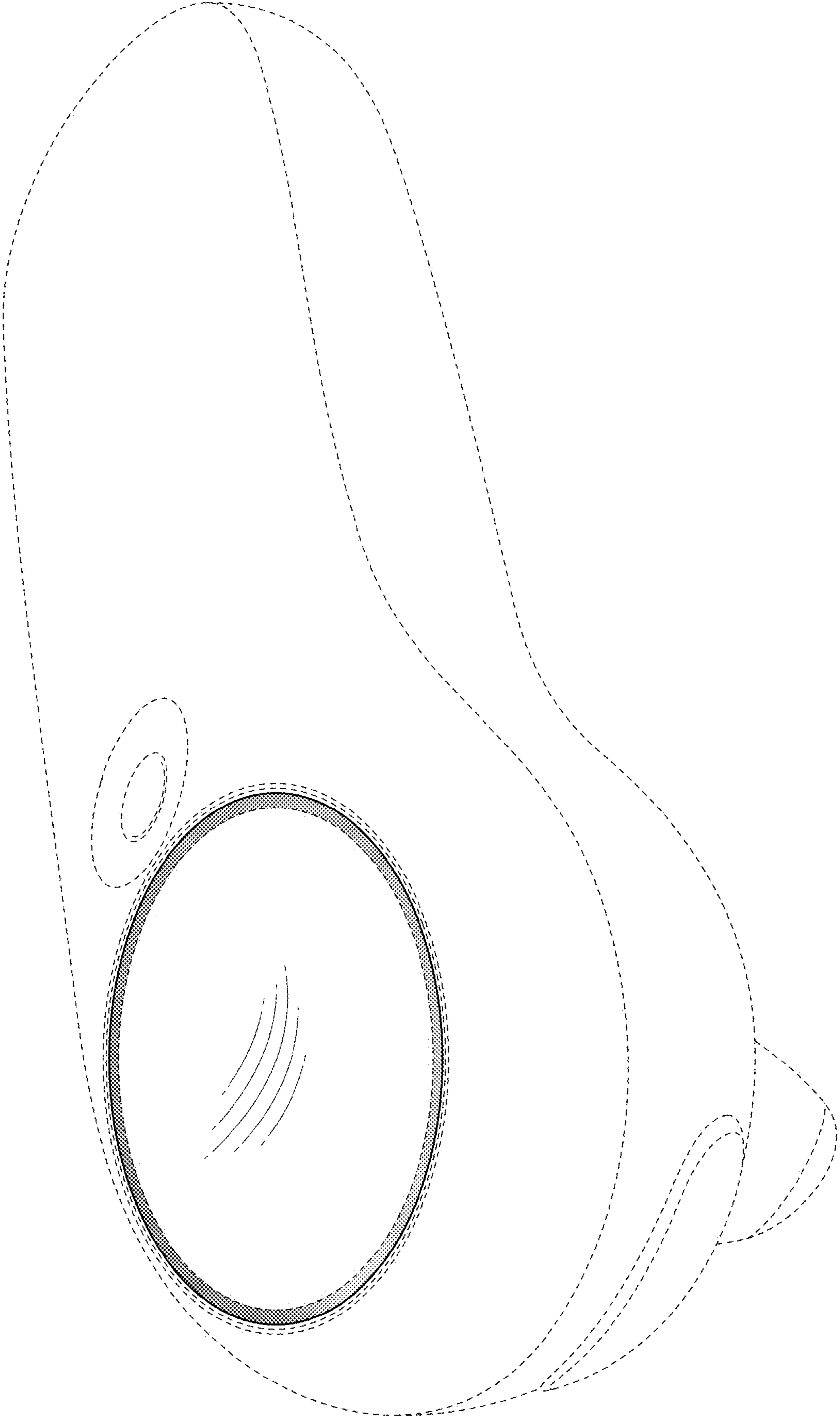


FIG.16

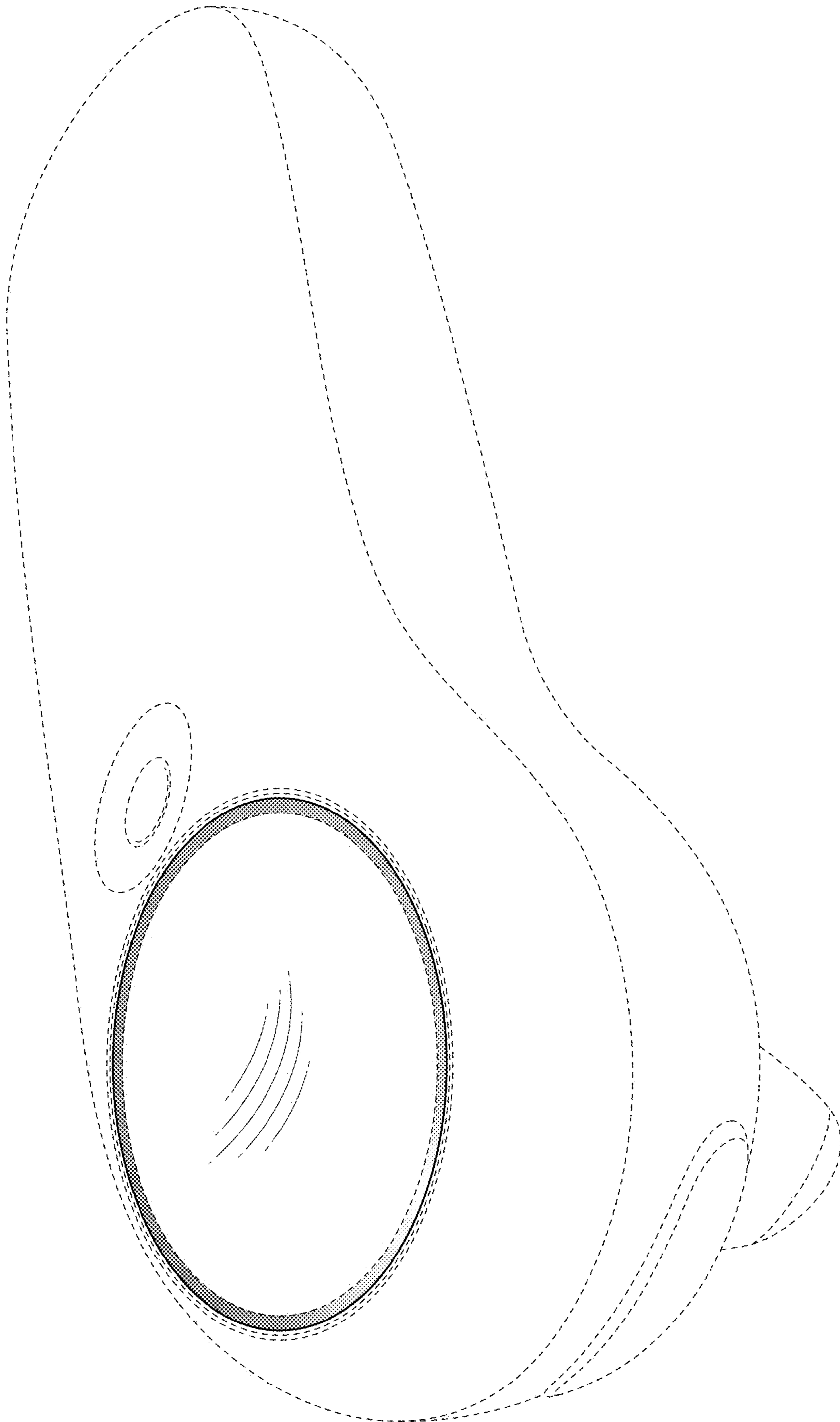


FIG. 17

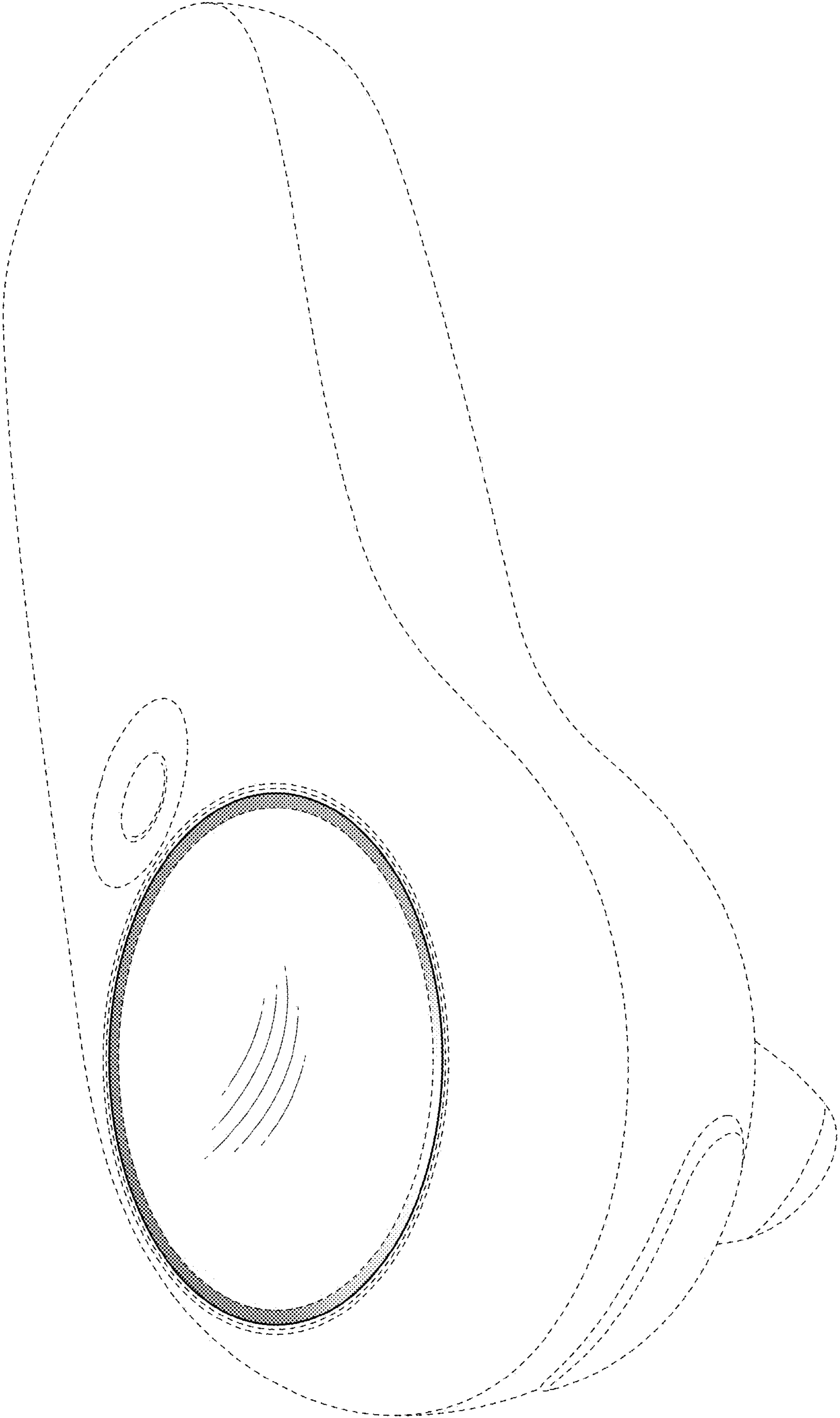


FIG. 18

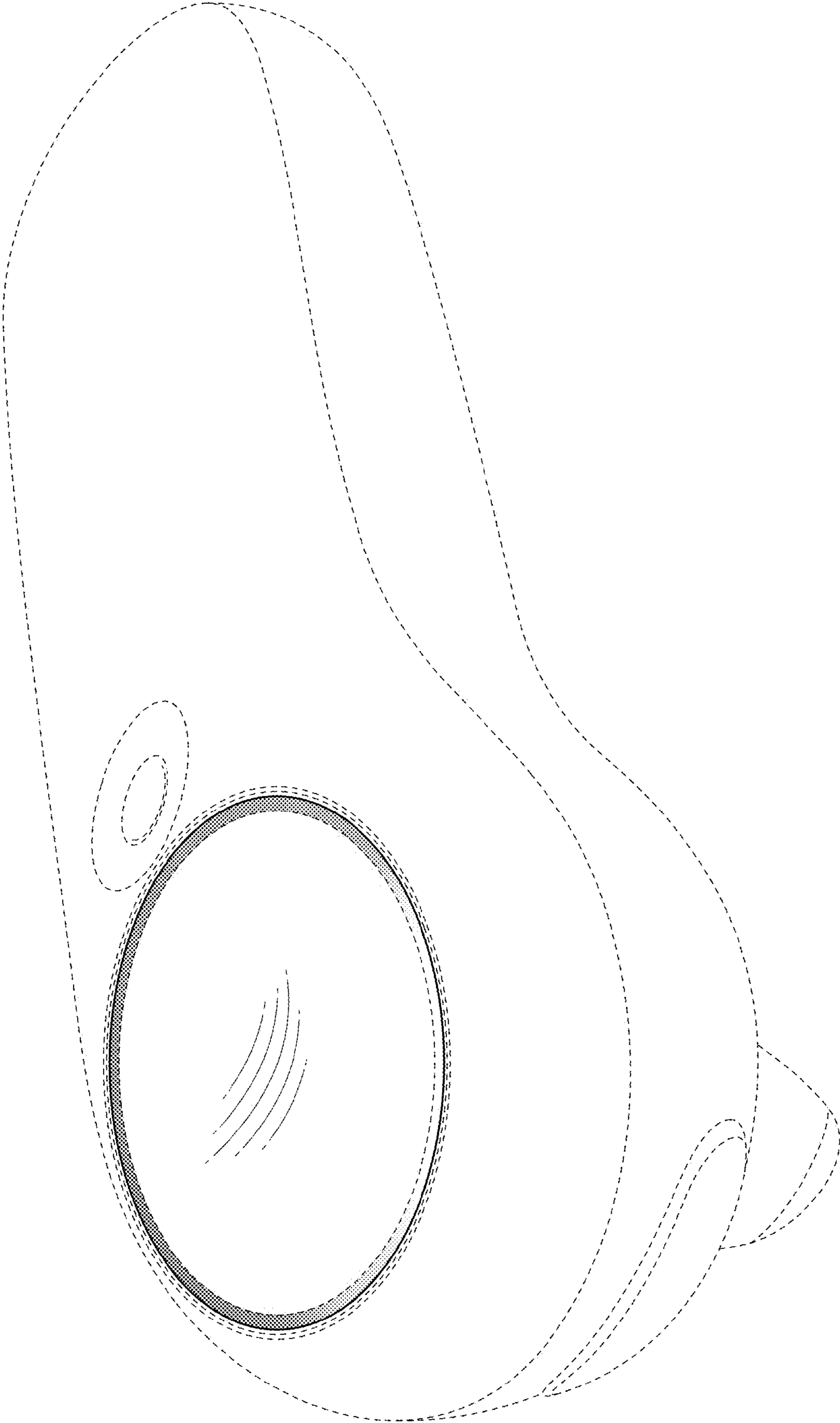


FIG.19

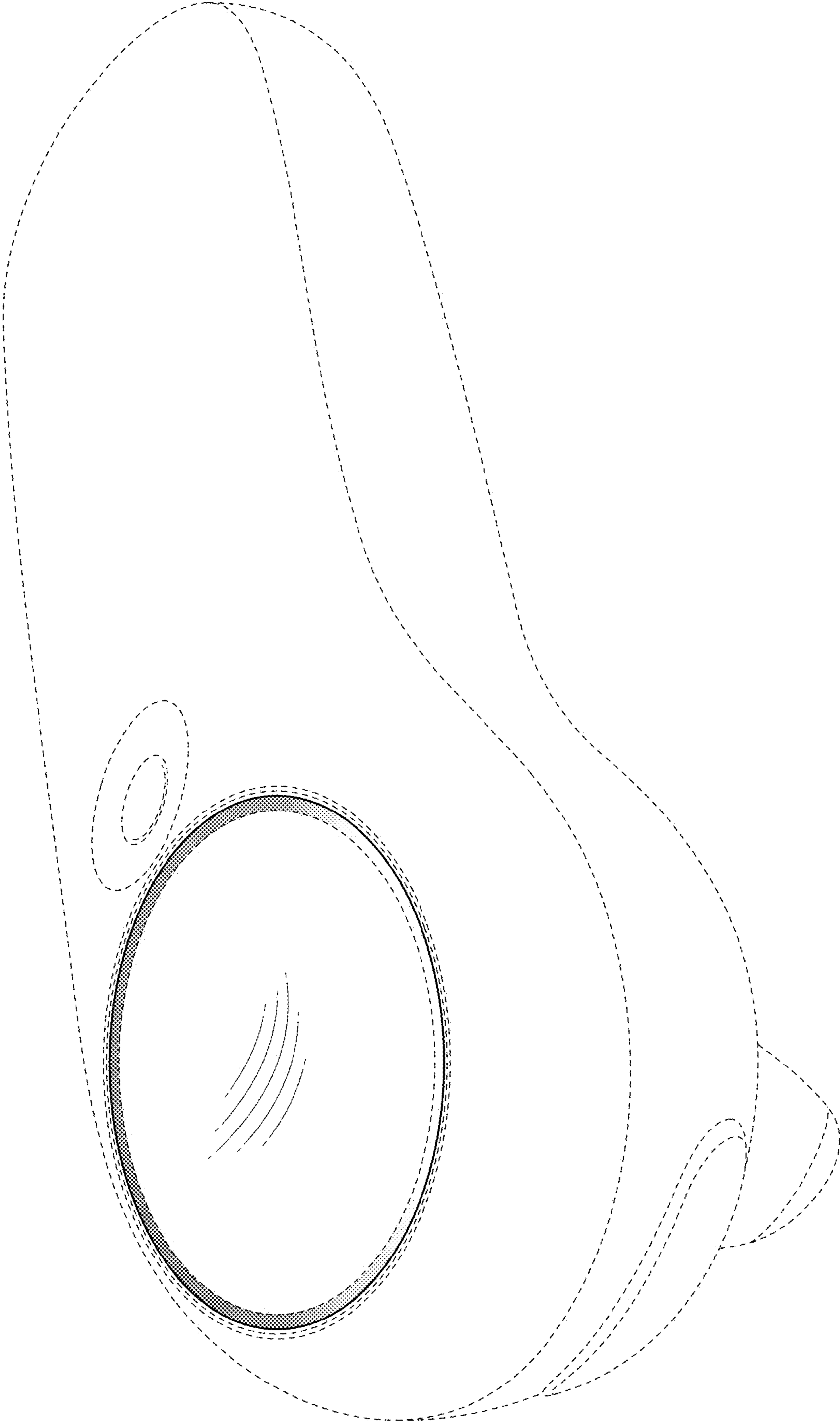


FIG. 20




FIG. 21



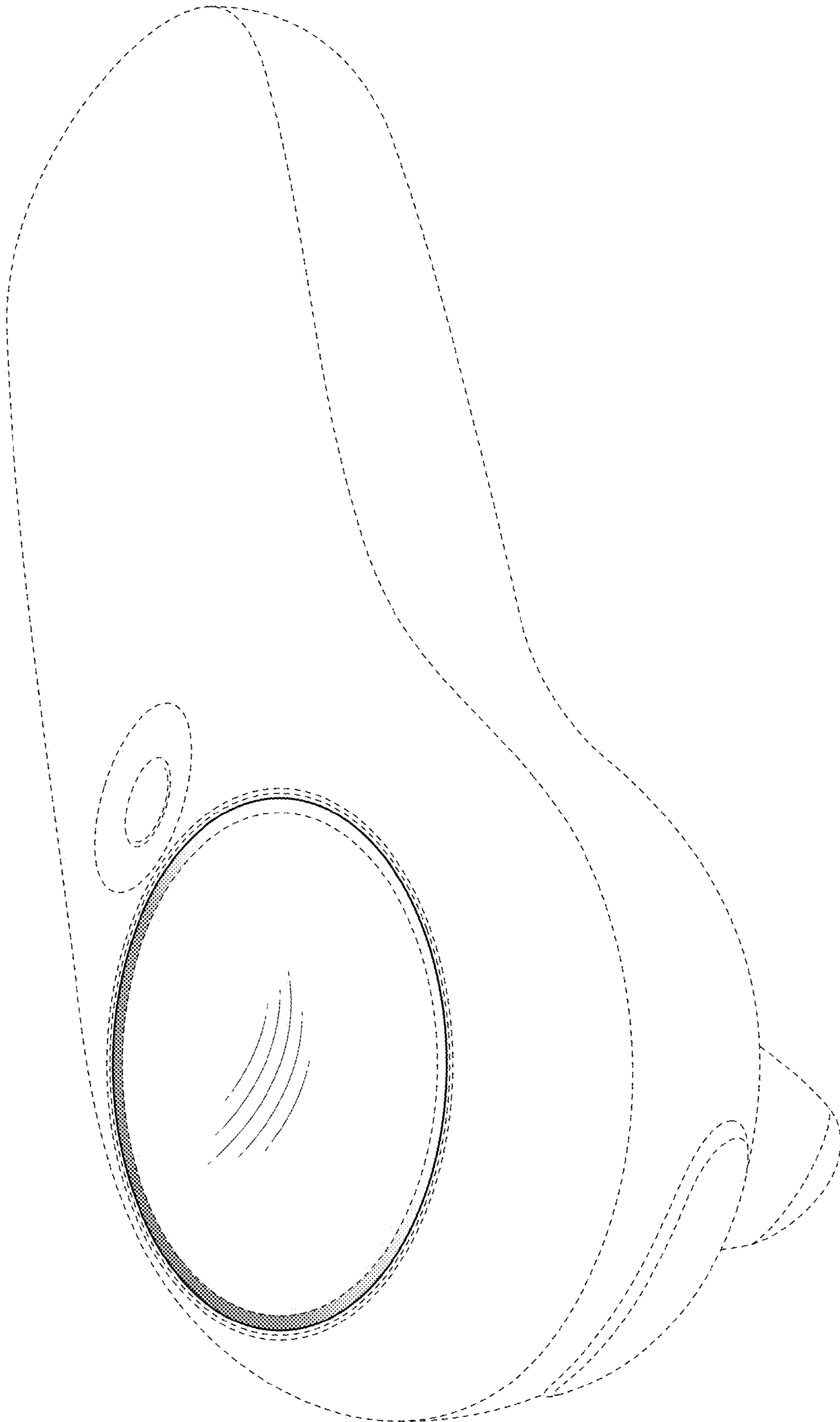


FIG. 22

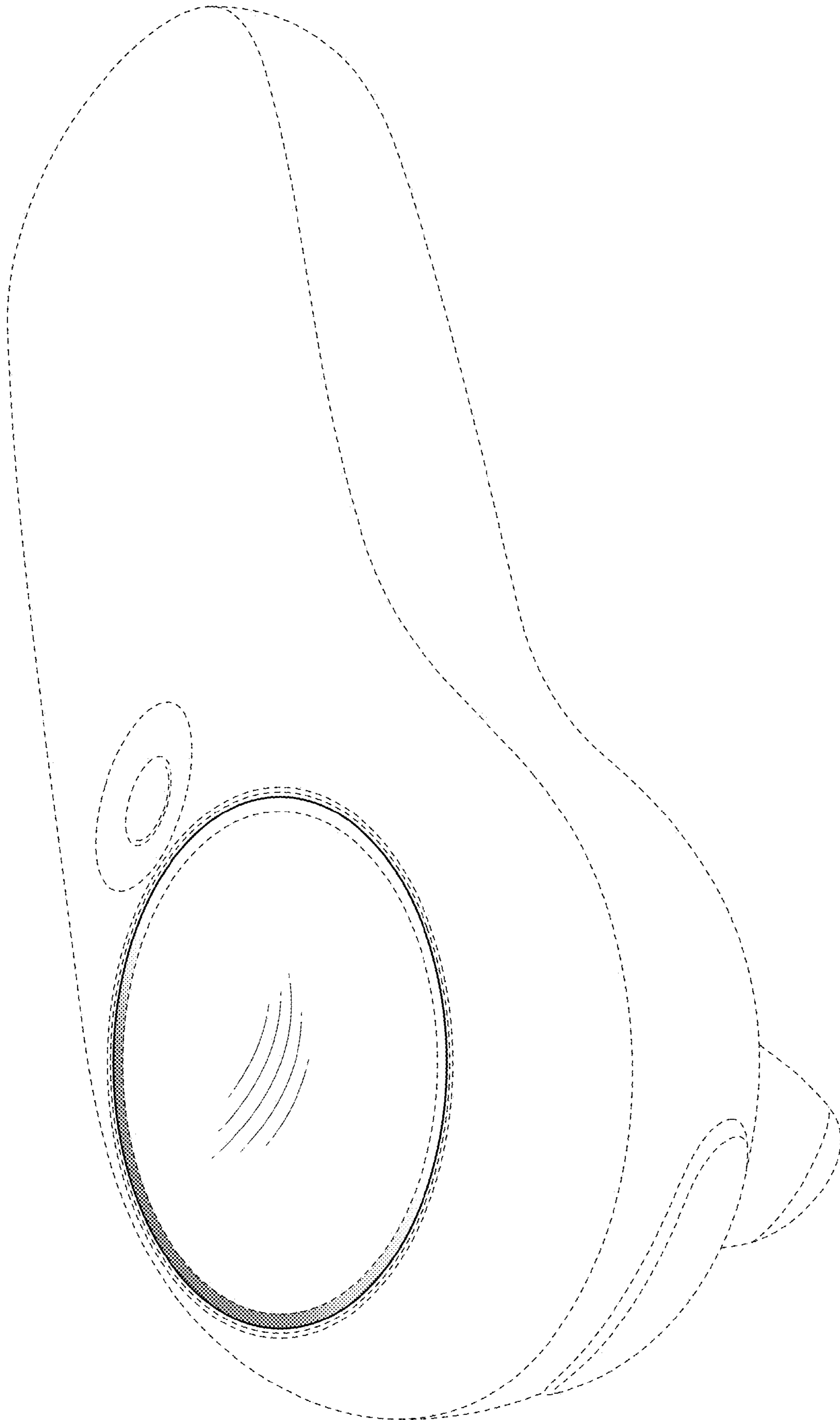


FIG. 23

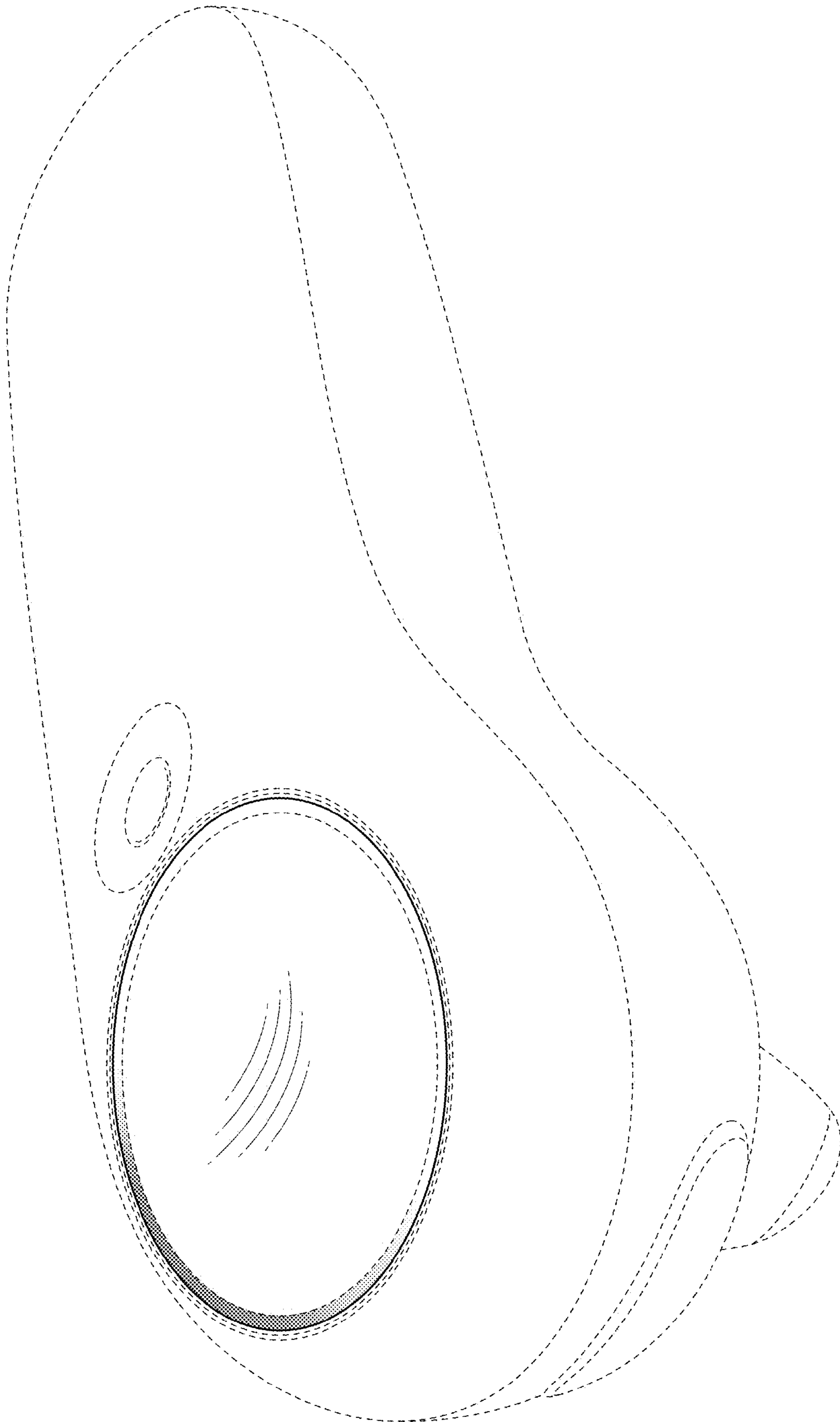


FIG. 24

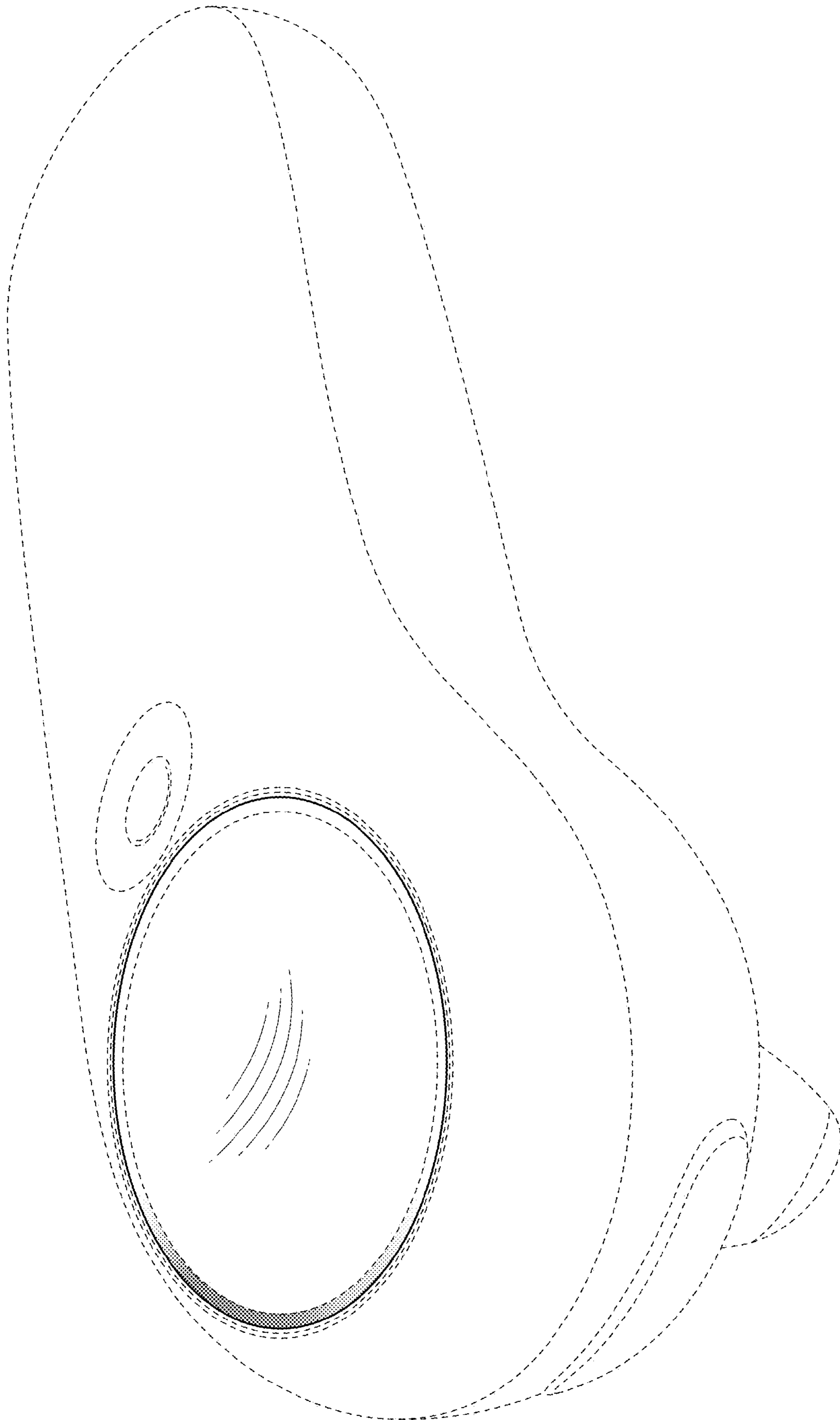


FIG. 25

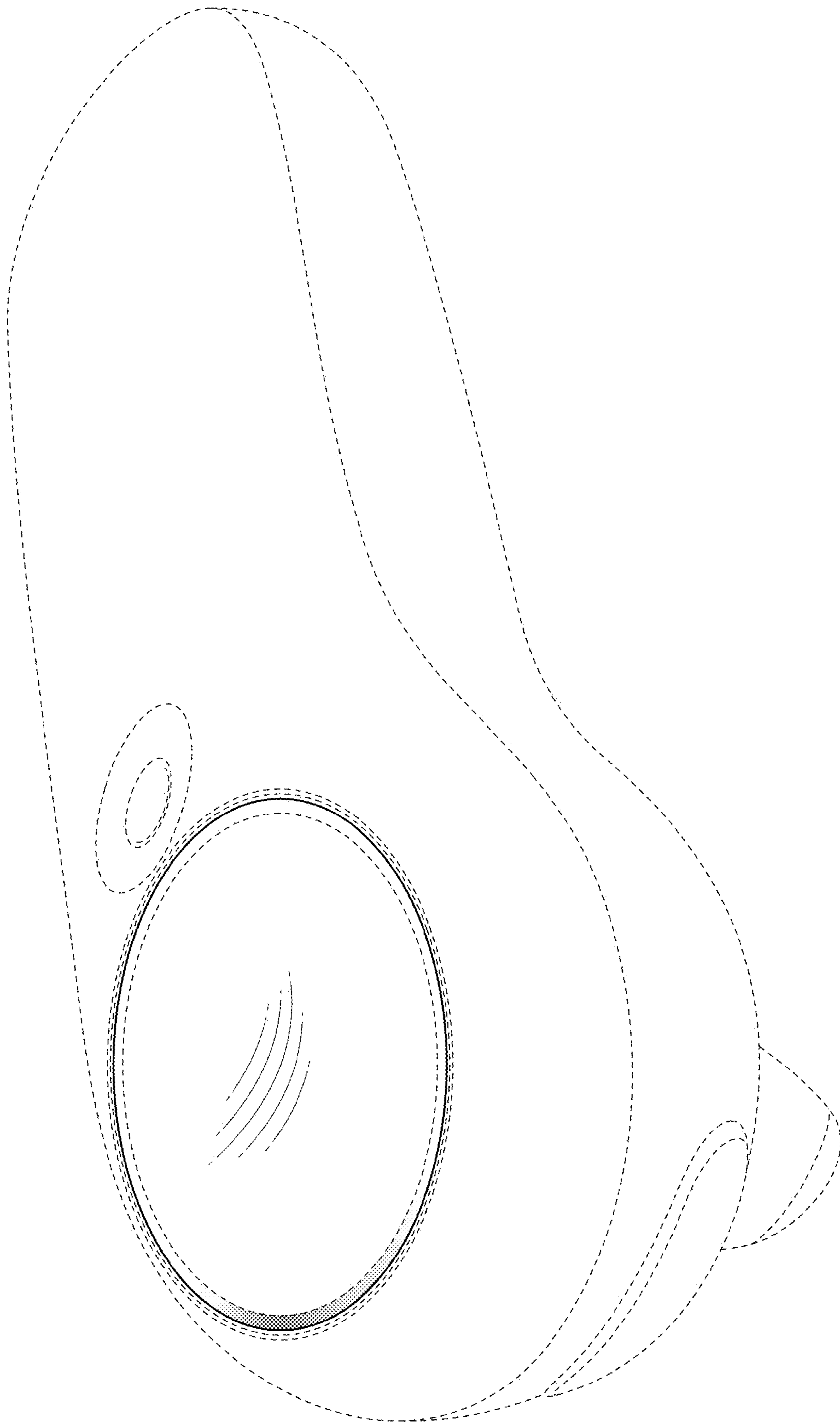


FIG. 26

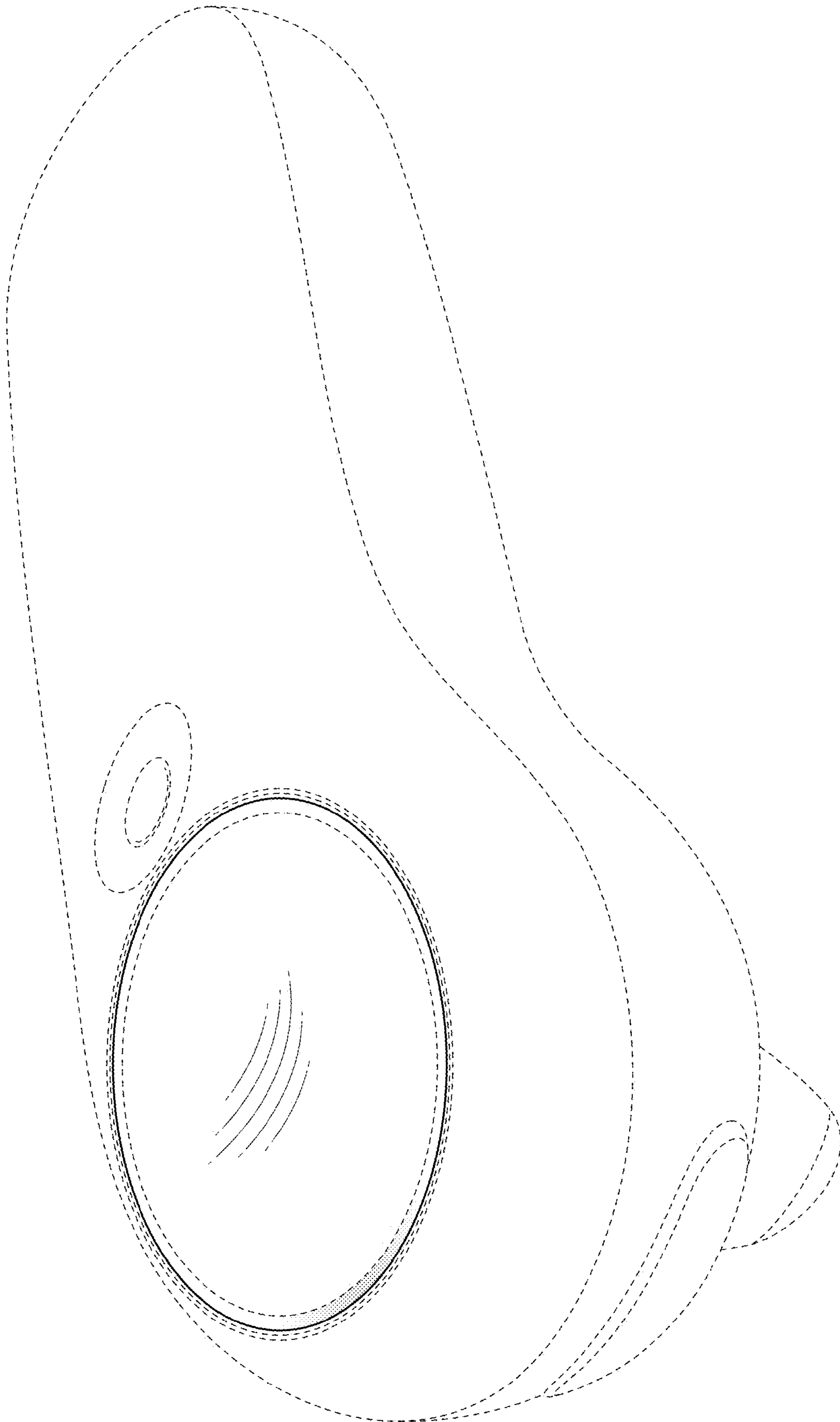


FIG.27

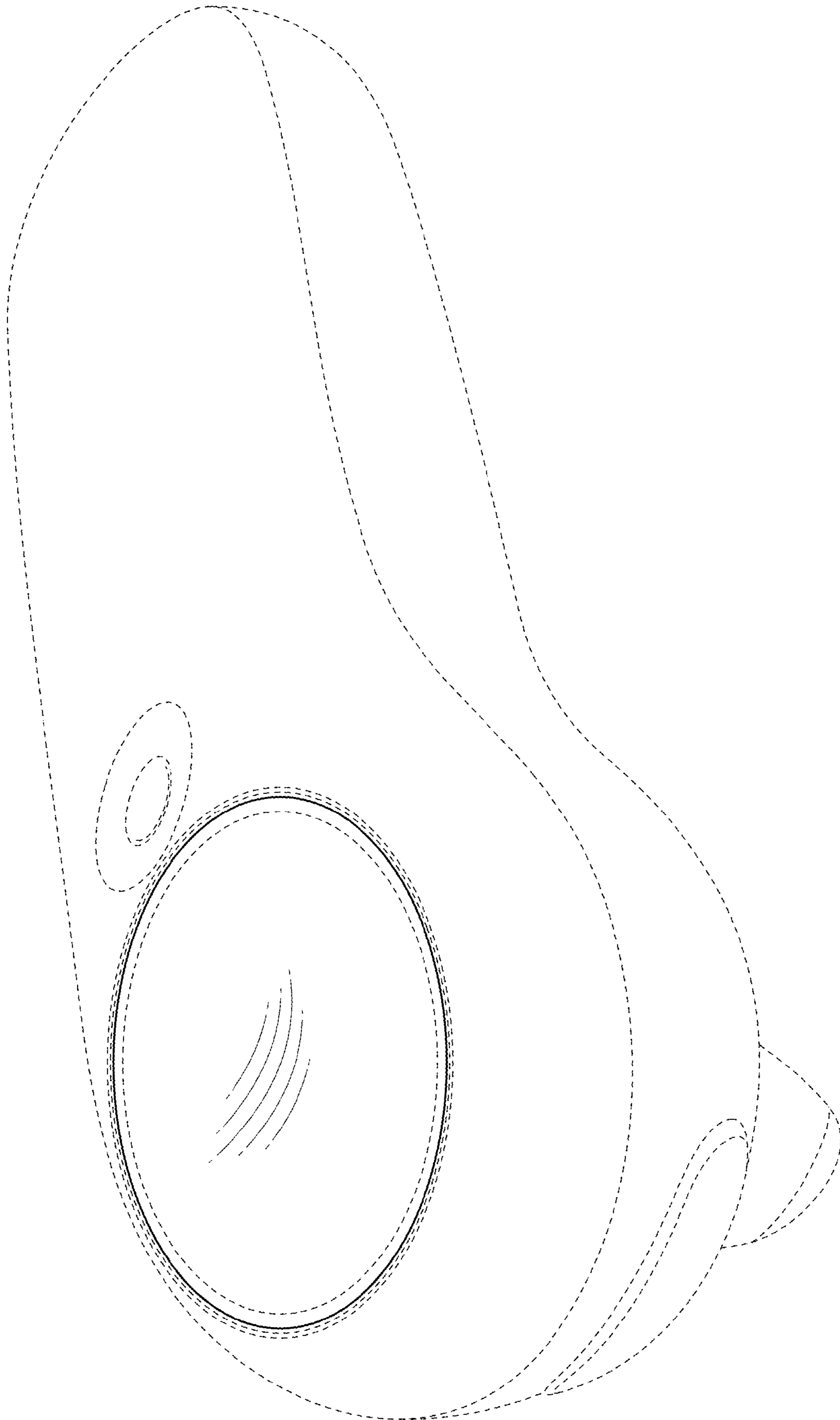


FIG. 28

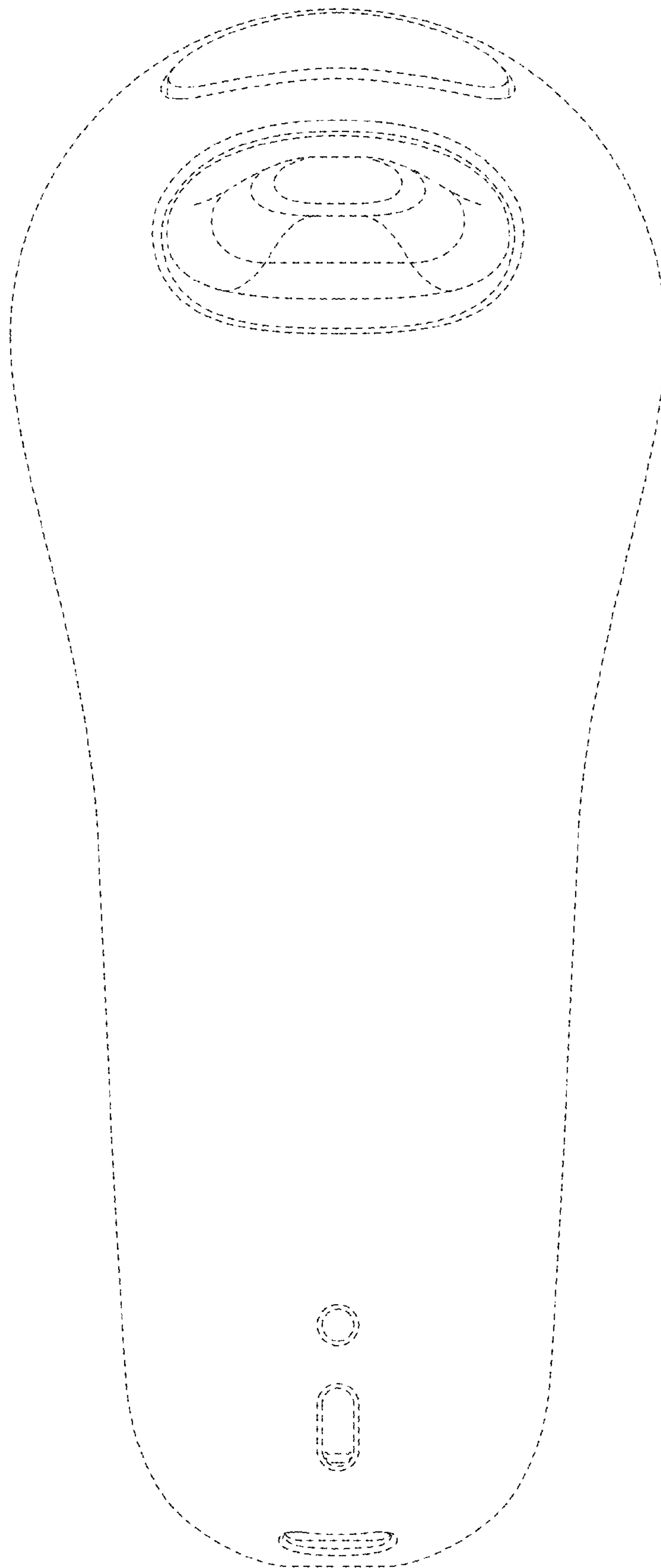


FIG. 29






FIG. 30




FIG. 31

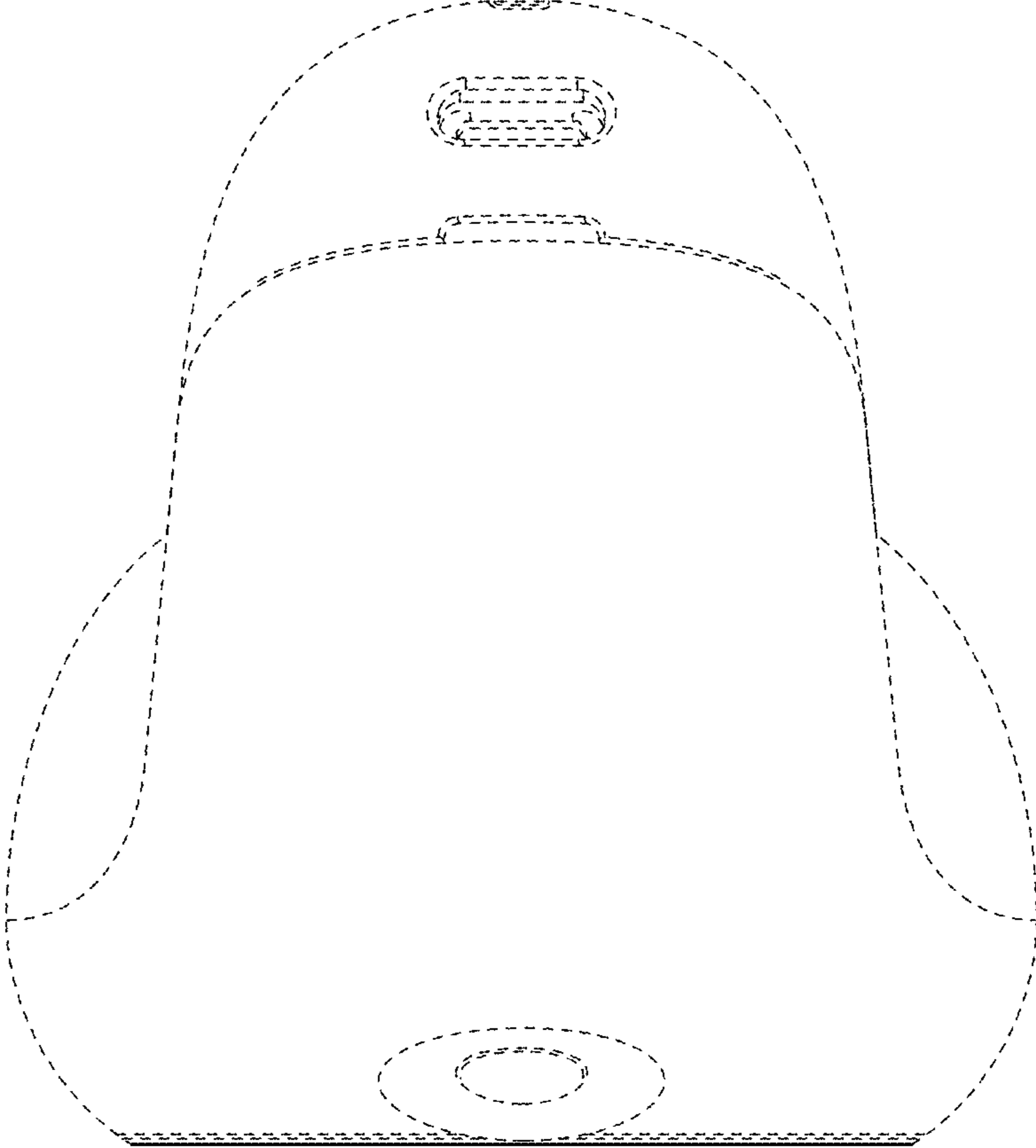


FIG. 32

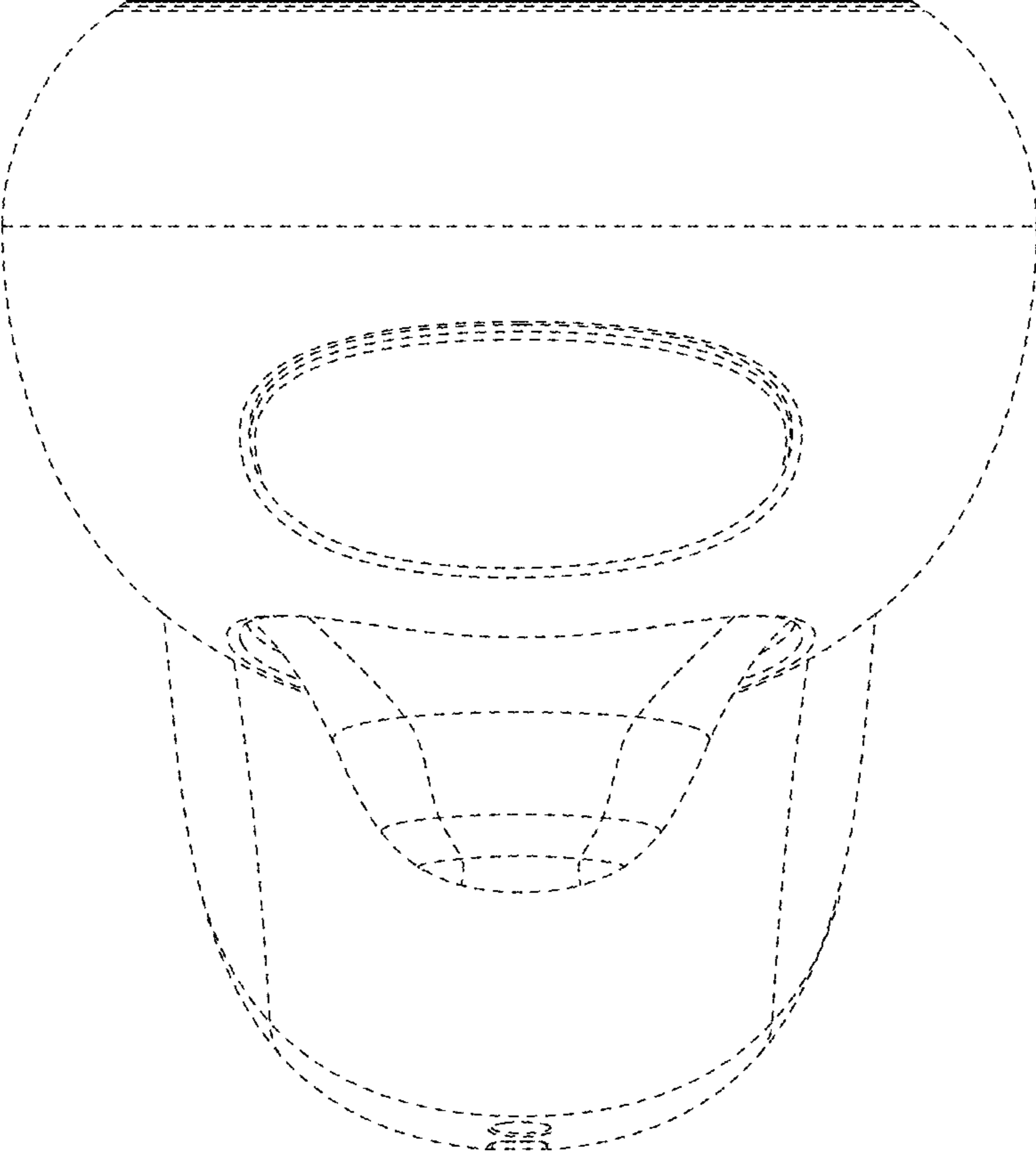


FIG. 33

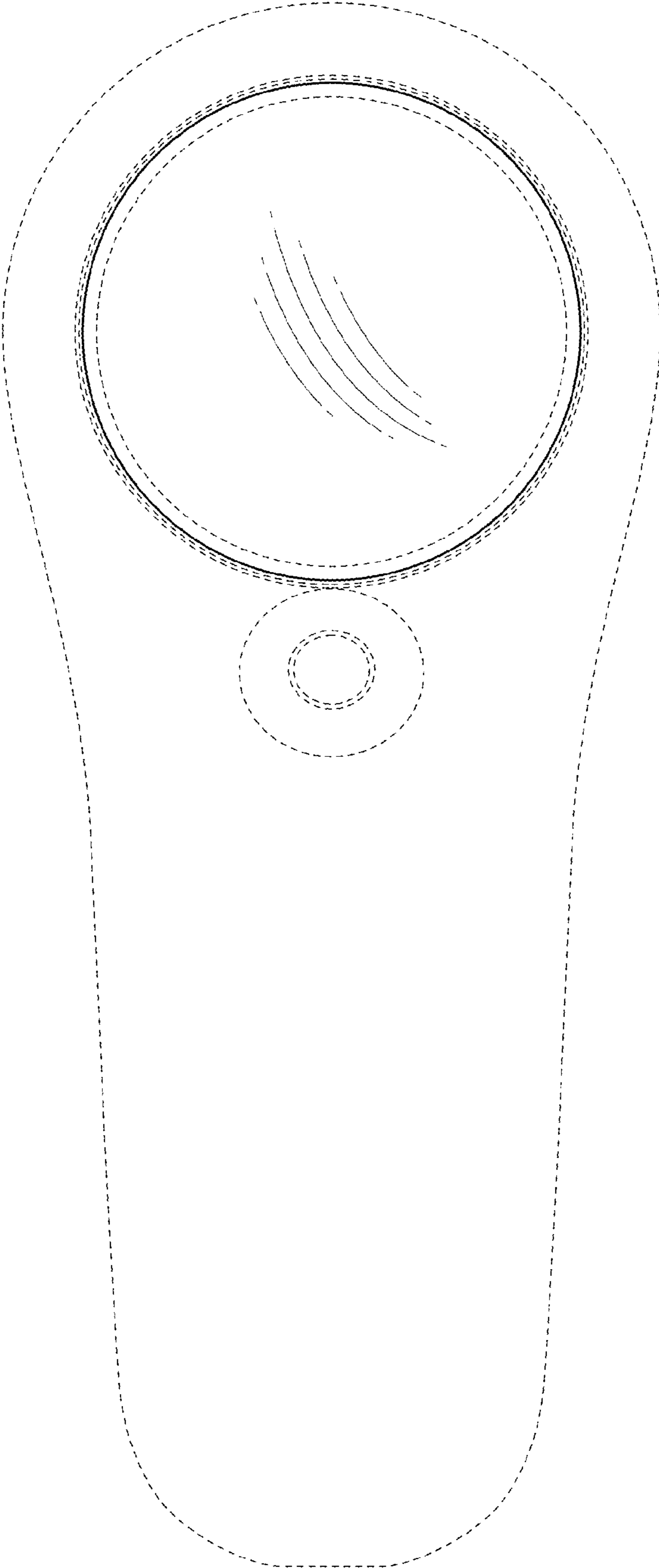


FIG. 34

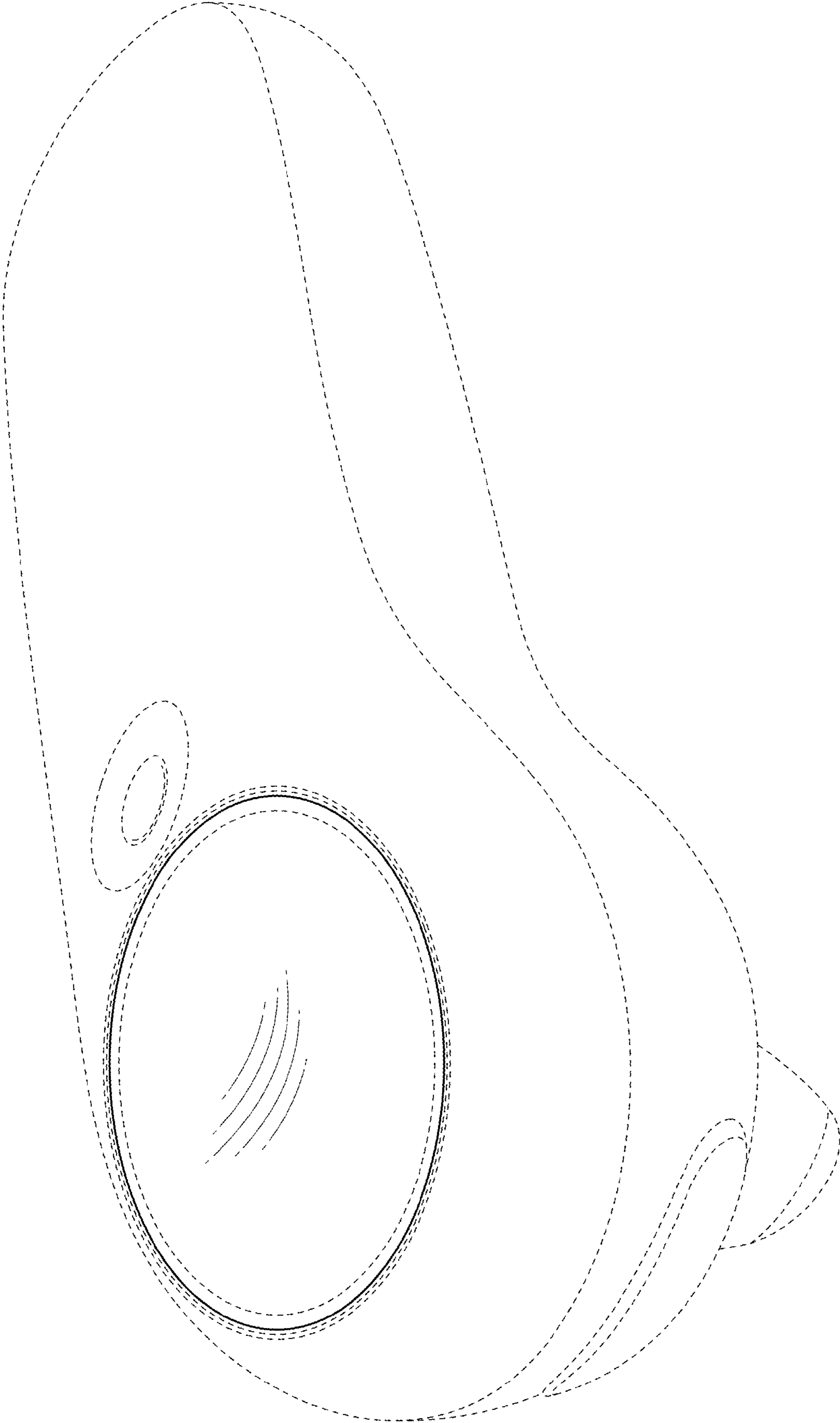


FIG. 35