



US00D984956S

(12) **United States Design Patent** (10) **Patent No.:** **US D984,956 S**
Pan (45) **Date of Patent:** **** May 2, 2023**

(54) **SEAT GAP FILLER**
(71) Applicant: **Jinlu Pan**, Zhejiang (CN)
(72) Inventor: **Jinlu Pan**, Zhejiang (CN)
(**) Term: **15 Years**

2007/0241581 A1* 10/2007 Martin B60N 3/00
296/37.8
2008/0283565 A1* 11/2008 Simon B60R 13/02
224/542
2009/0224563 A1* 9/2009 Gregory B60R 11/00
296/1.07
2010/0231010 A1* 9/2010 Manley B60N 2/7005
297/182

(21) Appl. No.: **29/858,540**
(22) Filed: **Nov. 1, 2022**
(51) **LOC (14) Cl.** **12-16**
(52) **U.S. Cl.**
USPC **D12/416**
(58) **Field of Classification Search**
USPC D12/191, 195, 400, 415, 416, 417, 418,
D12/419, 420, 422, 423, 424; D9/711;
D3/11, 23, 203.5, 206, 273, 303, 305
CPC B60R 7/005; B60R 7/04; B60R 7/043;
B60R 11/00; B60N 3/00; B60N 3/08;
B60N 2/90; B60N 2/6009
See application file for complete search history.

OTHER PUBLICATIONS

Drop Stop, Published Mar. 21, 2013 [online], [retrieved on Dec. 13, 2022]. Retrieved from the Internet: <https://www.amazon.com/Drop-Stop-Original-Patented-Filler/dp/B00BYH6C1E> (Year: 2013).*

* cited by examiner

Primary Examiner — Cary M Robinson
Assistant Examiner — Adam C Mager

(57) **CLAIM**

The ornamental design for a seat gap filler, as shown and described.

DESCRIPTION


FIG. 1 is a front and right side perspective view of a seat gap filler, showing my new design;
FIG. 2 is a front elevation view thereof;
FIG. 3 is a back elevation view thereof;
FIG. 4 is a left side elevation view thereof;
FIG. 5 is a right side elevation view thereof;
FIG. 6 is a top plan view thereof; and,
FIG. 7 is a bottom plan view thereof.

1 Claim, 7 Drawing Sheets

(56) **References Cited**

U.S. PATENT DOCUMENTS

D699,174 S * 2/2014 Hill D12/400
D701,162 S * 3/2014 Kosciusko D12/400
D726,096 S * 4/2015 Schmalz D12/415
D734,241 S * 7/2015 Schiff D12/400
D741,248 S * 10/2015 Boss D12/422
D769,179 S * 10/2016 Demos D12/416
D931,188 S * 9/2021 Yang D12/416
D938,344 S * 12/2021 Zhou D12/422
D965,506 S * 10/2022 Pan D12/422






FIG. 1




FIG. 2




FIG. 3




FIG. 4




FIG. 5

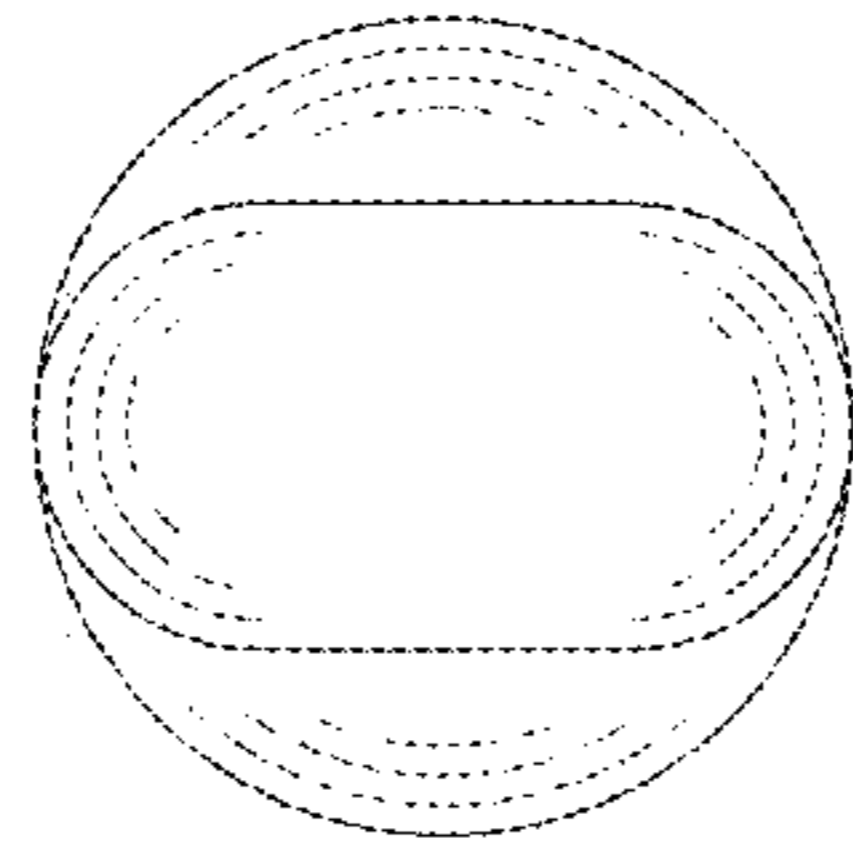


FIG. 6

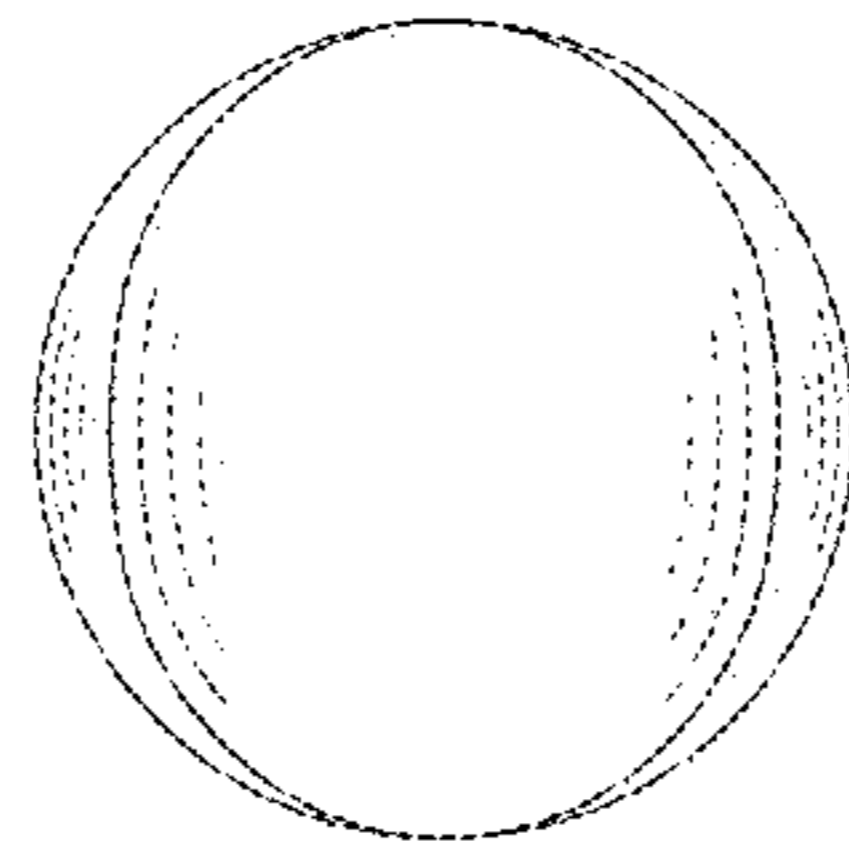


FIG. 7