



US00D984948S

(12) **United States Design Patent** (10) **Patent No.:** **US D984,948 S**
Adler (45) **Date of Patent:** **** May 2, 2023**

- (54) **CARRIER**
- (71) Applicant: **Thule Sweden AB**, Hillerstorp (SE)
- (72) Inventor: **Jan Adler**, Skillingaryd (SE)
- (73) Assignee: **Thule Sweden AB**, Hillerstorp (SE)
- (**) Term: **15 Years**
- (21) Appl. No.: **29/822,673**
- (22) Filed: **Jan. 11, 2022**

Related U.S. Application Data

- (62) Division of application No. 29/739,331, filed on Jun. 24, 2020, now Pat. No. Des. 941,743.
- (51) **LOC (14) Cl.** **12-11**
- (52) **U.S. Cl.**
USPC **D12/407**
- (58) **Field of Classification Search**
USPC D12/406-408, 412, 414, 115
CPC .. B60R 9/06; B60R 9/10; B60R 9/045; B60R 9/048
See application file for complete search history.

References Cited

U.S. PATENT DOCUMENTS

D393,241 S	4/1998	Diotte	
D430,533 S *	9/2000	Peschmann	D12/408
6,296,162 B1 *	10/2001	Englander	B60R 9/048 224/570
D460,401 S	7/2002	Andersson	
D561,680 S *	2/2008	Foley	D12/408
D562,217 S	2/2008	Davis et al.	
D562,218 S *	2/2008	Foley	D12/408
D566,034 S	4/2008	Davis et al.	
7,481,344 B2 *	1/2009	Naslund	B60R 9/048 224/319
D622,208 S	8/2010	Sautter et al.	

D623,117 S	9/2010	Farber	
D630,572 S *	1/2011	Weaver	D12/408
D635,086 S	3/2011	Shen	
D693,760 S	11/2013	Weaver et al.	
D701,163 S	3/2014	Kuschmeader et al.	
D703,130 S	4/2014	Settelmayer et al.	
D703,605 S	4/2014	Sautter et al.	
D717,723 S	11/2014	Laverack et al.	
D731,400 S	6/2015	Condon et al.	
D746,761 S	1/2016	Cagampang et al.	
D759,571 S	6/2016	Eriksson et al.	
D768,556 S	10/2016	McFadden et al.	
D788,019 S *	5/2017	Kuschmeader	D12/408
D789,276 S	6/2017	Adler	
D790,434 S *	6/2017	Adler	D12/408
D811,985 S *	3/2018	Clark	D12/407
D814,388 S	4/2018	Salsi et al.	
D817,256 S *	5/2018	Adler	D12/408

(Continued)

Primary Examiner — Michelle E. Wilson
Assistant Examiner — Clese Moore, Jr.
(74) *Attorney, Agent, or Firm* — Sterne, Kessler, Goldstein & Fox P.L.L.C.

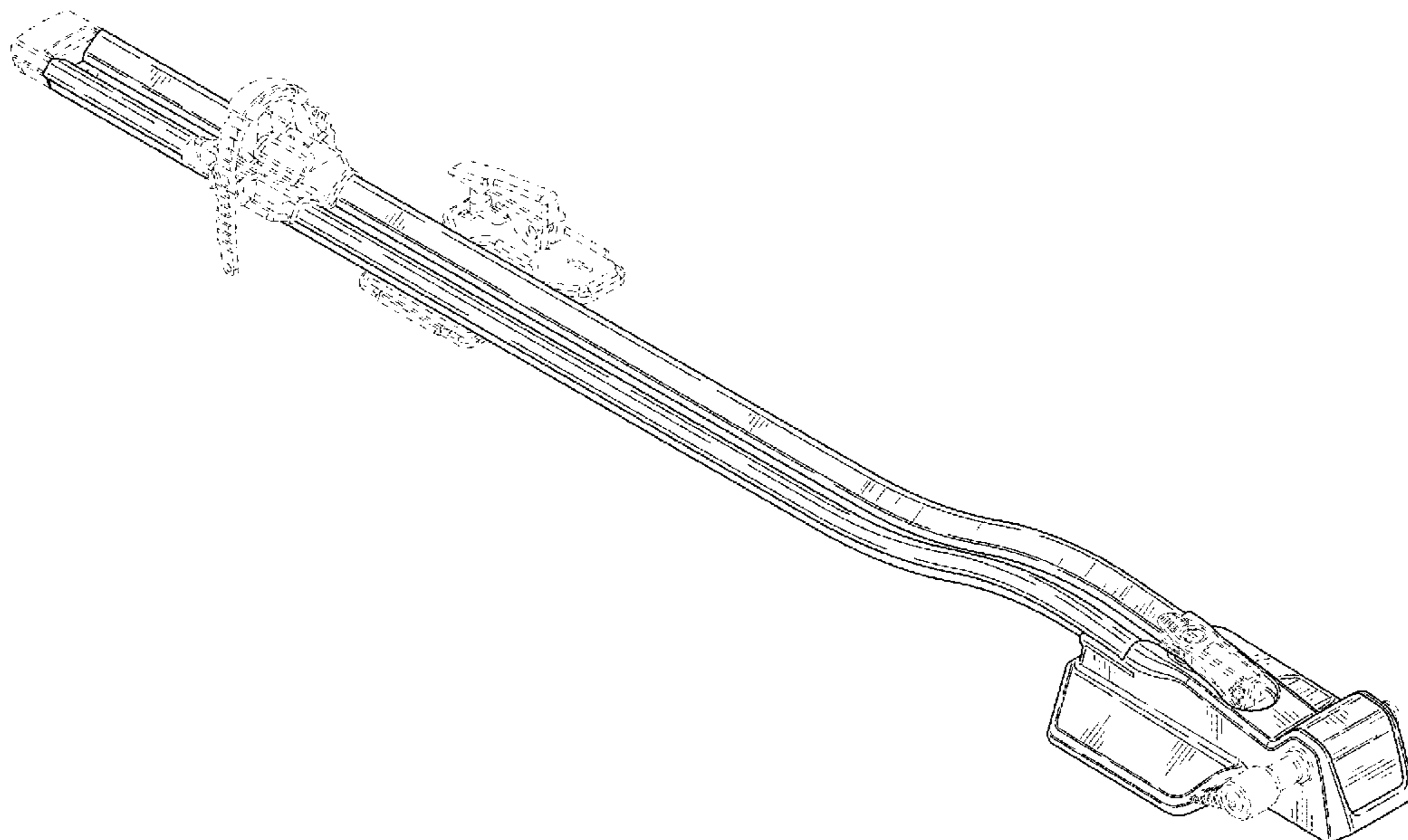
(57) **CLAIM**

The ornamental design for a carrier, as shown and described.

DESCRIPTION

FIG. 1 is a top perspective view of a carrier showing the claimed design;
FIG. 2 is a front view thereof;
FIG. 3 is a rear view thereof;
FIG. 4 is a right side view thereof;
FIG. 5 is a left side view thereof;
FIG. 6 is a top view thereof;
FIG. 7 is a bottom view thereof; and,
FIG. 8 is a bottom perspective view thereof.
The broken lines in the figures show portions of the carrier that form no part of the claimed design.

1 Claim, 8 Drawing Sheets



US D984,948 S

Page 2

(56)

References Cited

U.S. PATENT DOCUMENTS

D829,157 S 9/2018 Adler
10,099,627 B2* 10/2018 Lindholm B60R 9/048
10,300,865 B2* 5/2019 D'Angelo B60R 9/048
D852,727 S 7/2019 Adler et al.
D855,551 S 8/2019 Shen
D865,644 S 11/2019 Furuya et al.
D873,758 S * 1/2020 Adler D12/407
D877,685 S * 3/2020 Larsson D12/406
2002/0125279 A1* 9/2002 Edgerly B60R 9/10
224/310
2003/0071097 A1* 4/2003 Dean B62H 3/10
224/924
2005/0284905 A1* 12/2005 Naslund B60R 9/10
224/924
2007/0119887 A1* 5/2007 Foley B60R 9/048
224/924

2007/0164065 A1 7/2007 Davis
2007/0210127 A1* 9/2007 Book B60R 9/048
224/924
2008/0053926 A1 3/2008 Foley
2010/0078454 A1 4/2010 Sautter et al.
2011/0290836 A1* 12/2011 Shen B60R 9/048
224/325
2011/0297712 A1* 12/2011 Shen B60R 9/048
224/315
2013/0062385 A1* 3/2013 Pedrini B60R 9/10
224/501
2013/0175308 A1* 7/2013 Sautter B60R 9/045
224/324
2017/0050577 A1* 2/2017 Lindholm B60R 9/10
2017/0197557 A1 7/2017 Arvidsson et al.
2017/0349111 A1* 12/2017 Ramsdell B60R 9/06
2018/0022286 A1 1/2018 Settelmayer
2018/0072237 A1* 3/2018 Kuschmeader B60R 9/10
2019/0016270 A1 1/2019 Nordstrom et al.

* cited by examiner

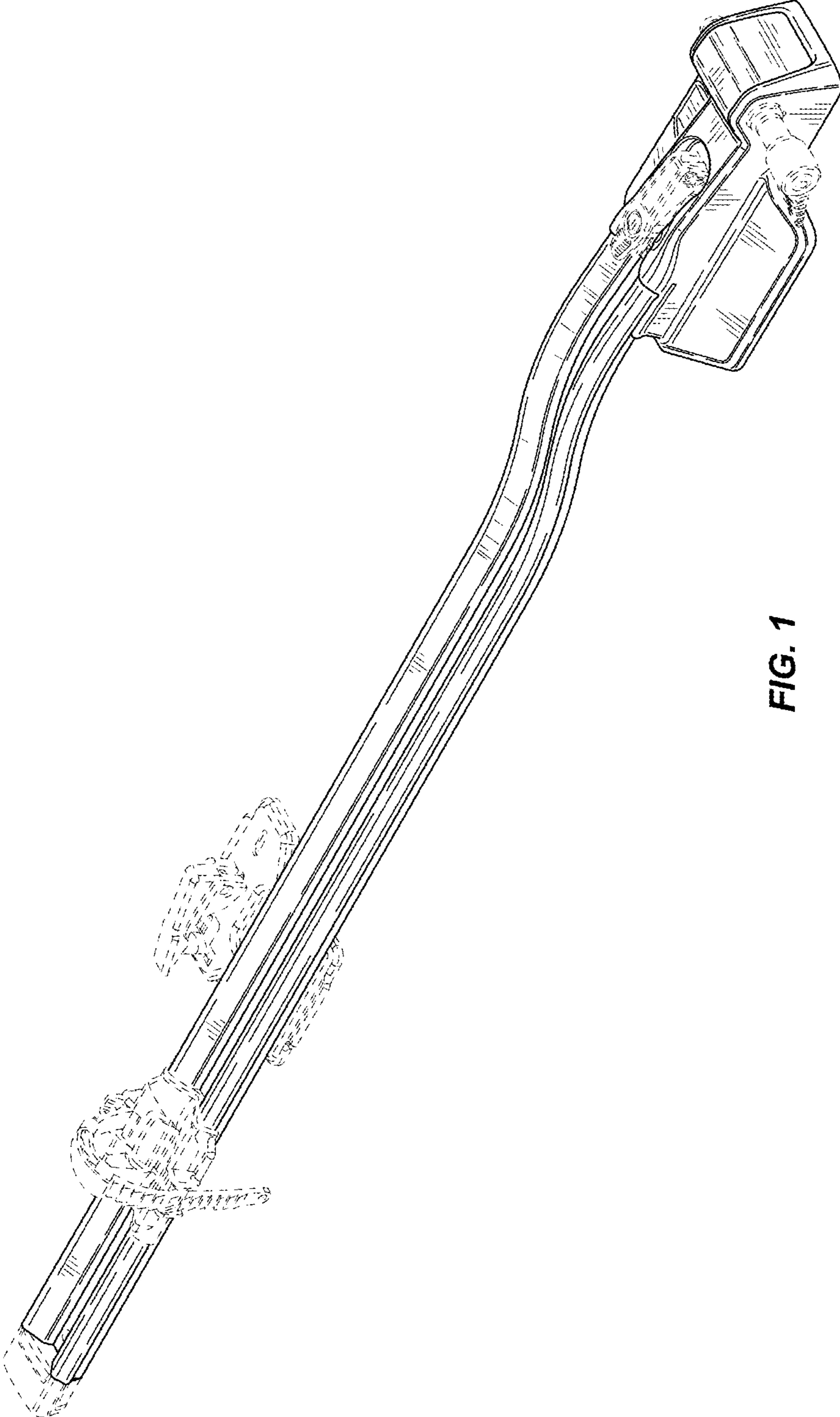


FIG. 1




FIG. 2




FIG. 3

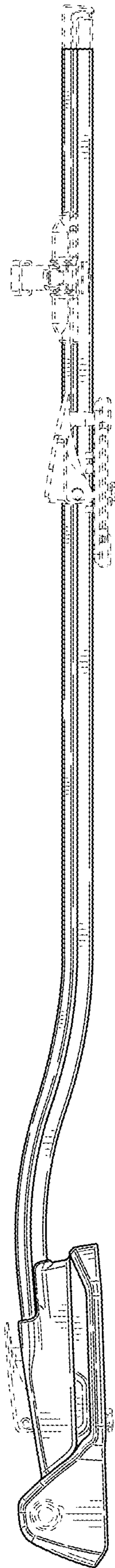


FIG. 4

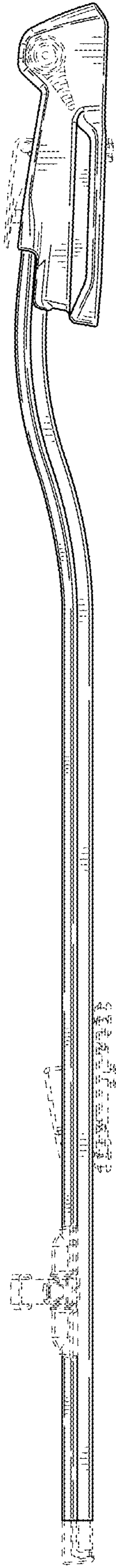


FIG. 5

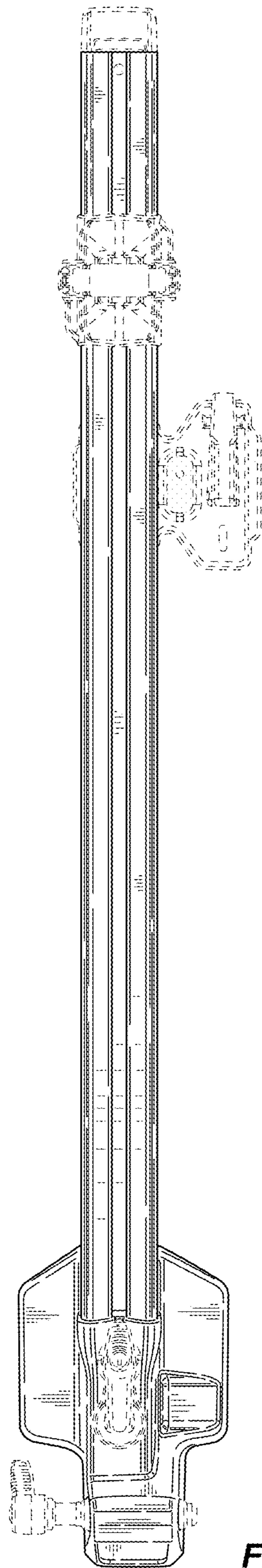


FIG. 6

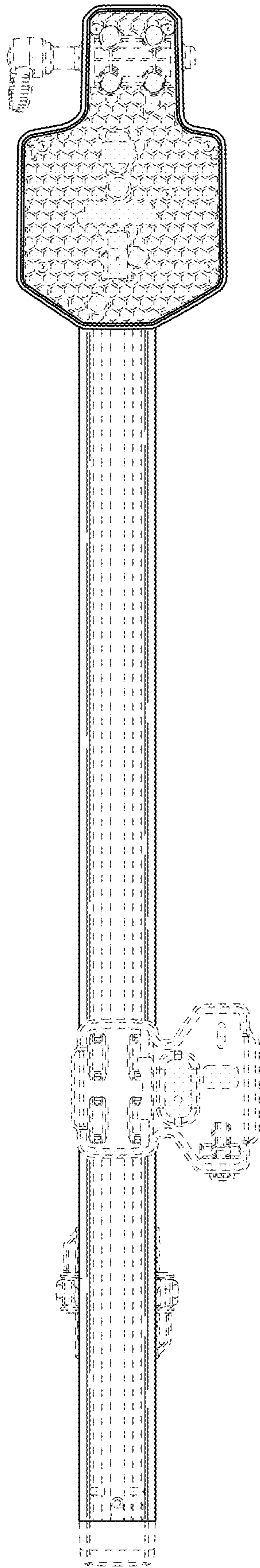


FIG. 7

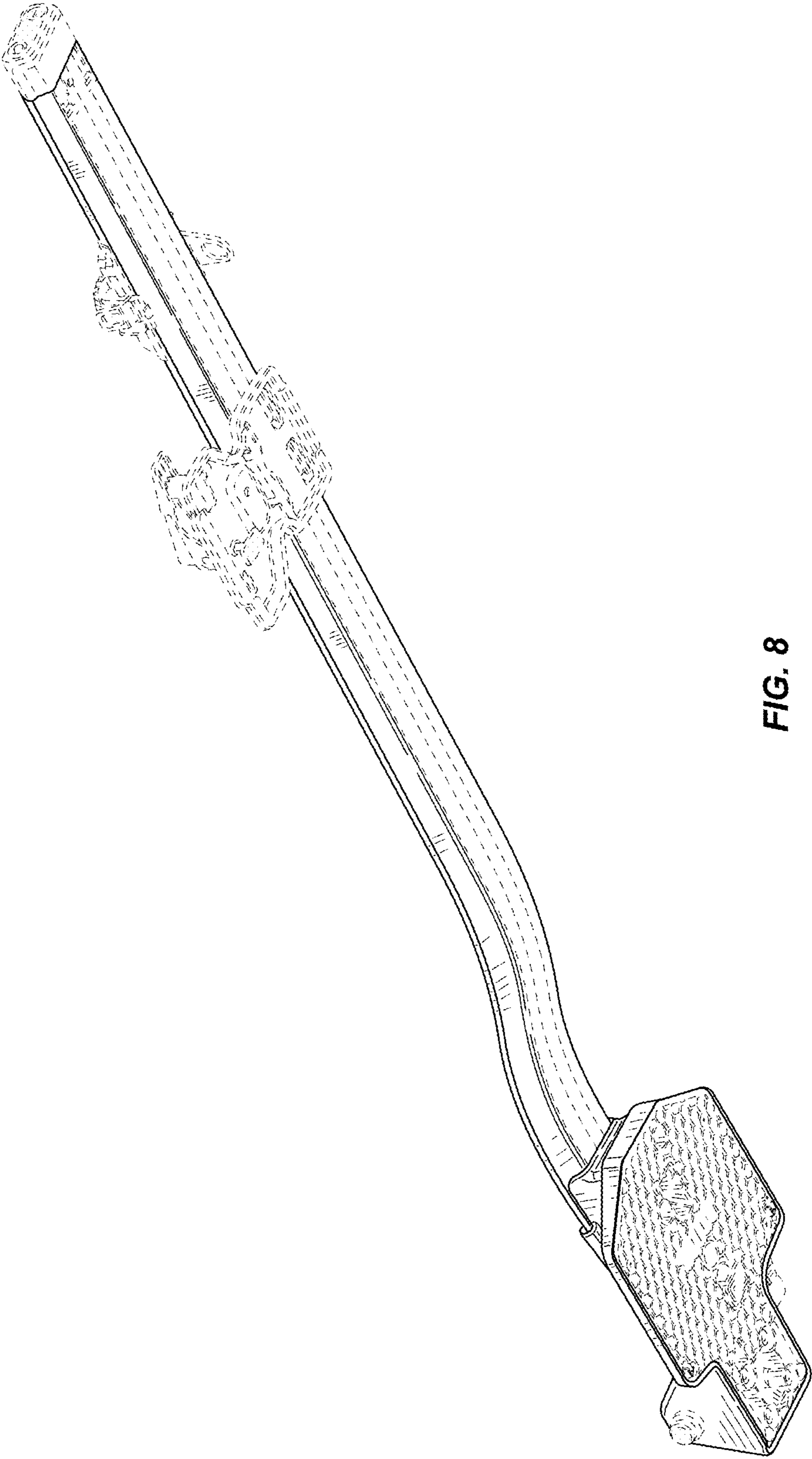


FIG. 8