



US00D984925S

(12) **United States Design Patent**
Gunnarson

(10) **Patent No.:** **US D984,925 S**

(45) **Date of Patent:** **** May 2, 2023**

(54) **TAILLIGHT FOR A VEHICLE**
(71) Applicant: **VOLVO CAR CORPORATION,**
Gothenburg (SE)
(72) Inventor: **Anders Gunnarson,** Kullavik (SE)
(73) Assignee: **VOLVO CAR CORPORATION,**
Gothenburg (SE)

D872,354 S * 1/2020 Cote D26/139
D929,002 S * 8/2021 Thomas D26/28
D935,068 S * 11/2021 Patel D26/28
D939,112 S * 12/2021 Miyazawa D26/28
D947,426 S * 3/2022 Hur D26/28
D952,212 S * 5/2022 Shin D26/28
D957,015 S * 7/2022 Jeong D26/28

(**) Term: **15 Years**
(21) Appl. No.: **29/760,589**
(22) Filed: **Dec. 2, 2020**

(30) **Foreign Application Priority Data**

Jul. 9, 2020 (WO) WIPO95987
(51) **LOC (14) Cl.** **26-06**
(52) **U.S. Cl.**
USPC **D26/28**
(58) **Field of Classification Search**
USPC D26/28, 29, 30, 31, 32, 34, 35, 36;
D12/181, 182, 183, 190, 196, 197, 400
CPC F21S 48/10; F21S 48/115; F21S 48/225;
F21S 48/1233; F21S 48/1266; F21S
48/1388; F21S 43/237; F21S 43/15; F21S
43/00; F21S 41/32; F21S 41/36; F21S
41/50; F21S 41/26; F21V 21/04
See application file for complete search history.

(56) **References Cited**

U.S. PATENT DOCUMENTS

D846,773 S * 4/2019 Keskin D26/28
D846,774 S * 4/2019 Keskin D26/28

OTHER PUBLICATIONS

NetCarShow.com, Volvo, Design Name: Concept Coupe, Year of Introduction: 2019.
NetCarShow.com, Volvo, Design Name: V60, Year of Introduction: 2013.
NetCarShow.com, Volvo, Design Name: XC90, Year of Introduction: 2014.

* cited by examiner

Primary Examiner — Sheryl Lane
Assistant Examiner — Kathryn Elizabeth Chambers
(74) *Attorney, Agent, or Firm* — Calderon Safran & Cole PC


(57) **CLAIM**

The ornamental design for a taillight for a vehicle, as shown.

DESCRIPTION

FIG. 1 is a front view, showing my new design;
FIG. 2 is a right front perspective view thereof;
FIG. 3 is a left front perspective view thereof;
FIG. 4 is a left side view thereof;
FIG. 5 is a right side view thereof;
FIG. 6 is a top view thereof;
FIG. 7 is a bottom view thereof; and,
FIG. 8 is a rear view thereof.

1 Claim, 8 Drawing Sheets



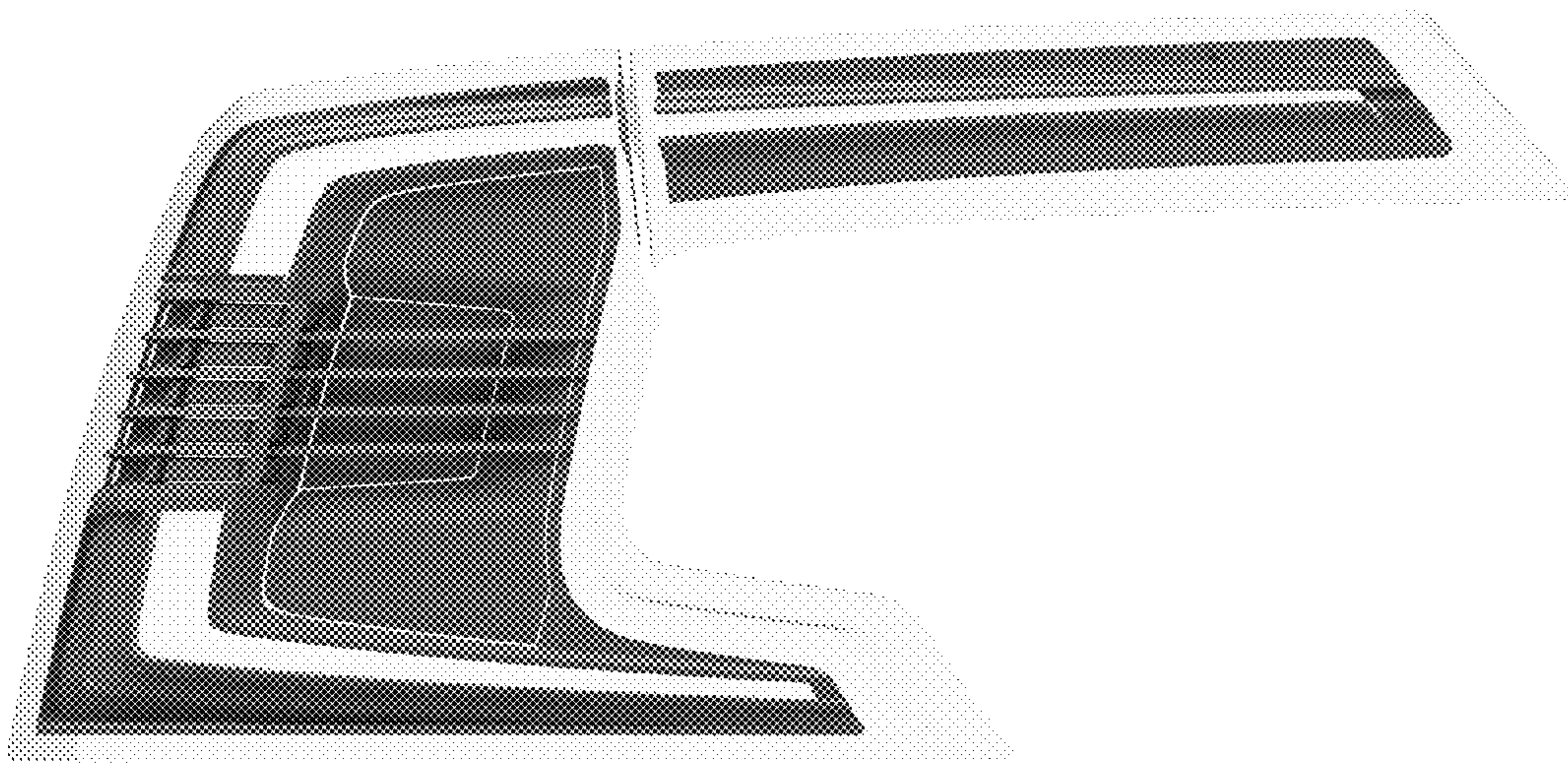


FIG. 1




FIG. 2




FIG. 3

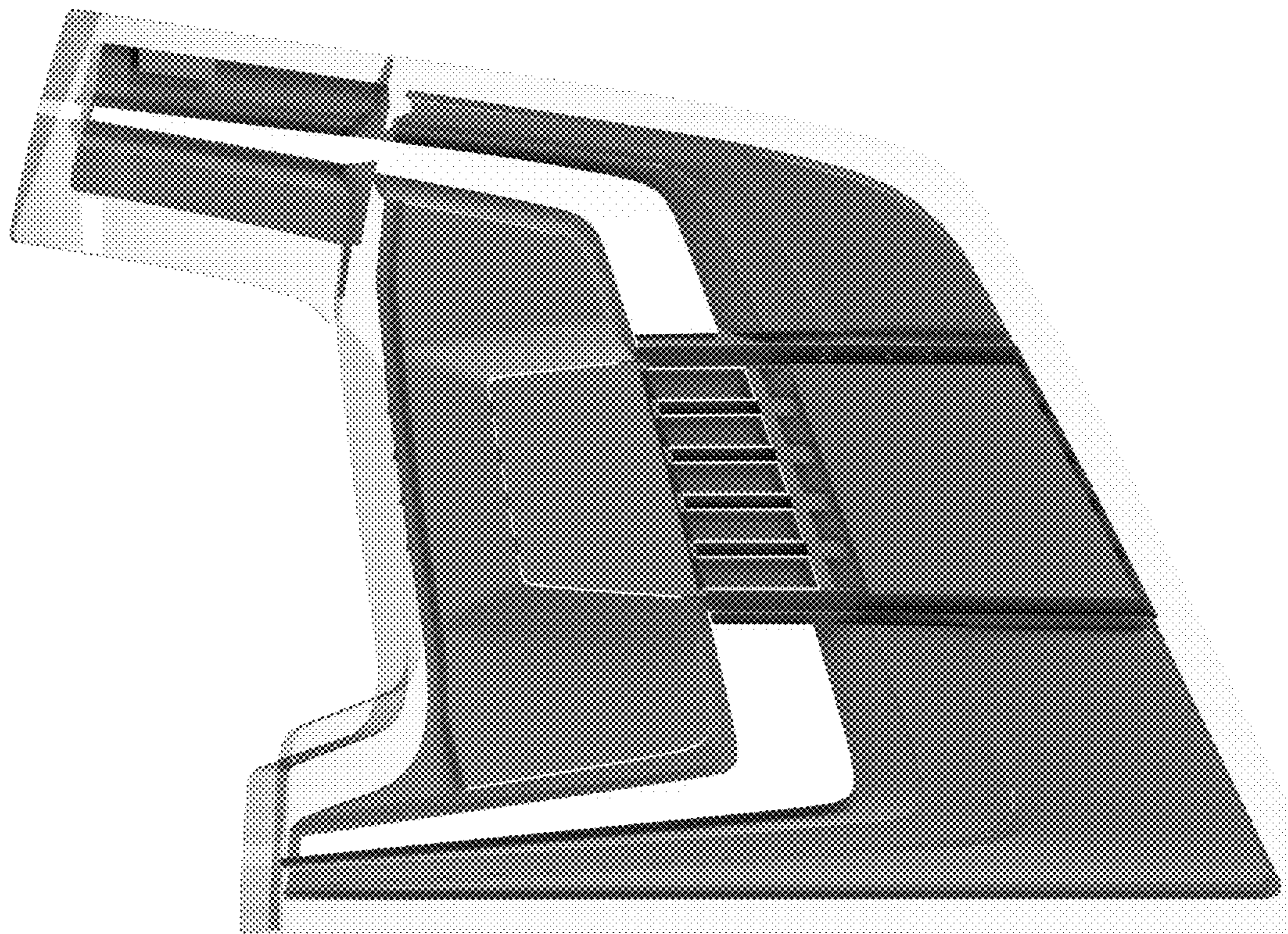


FIG. 4




FIG. 5



FIG. 6

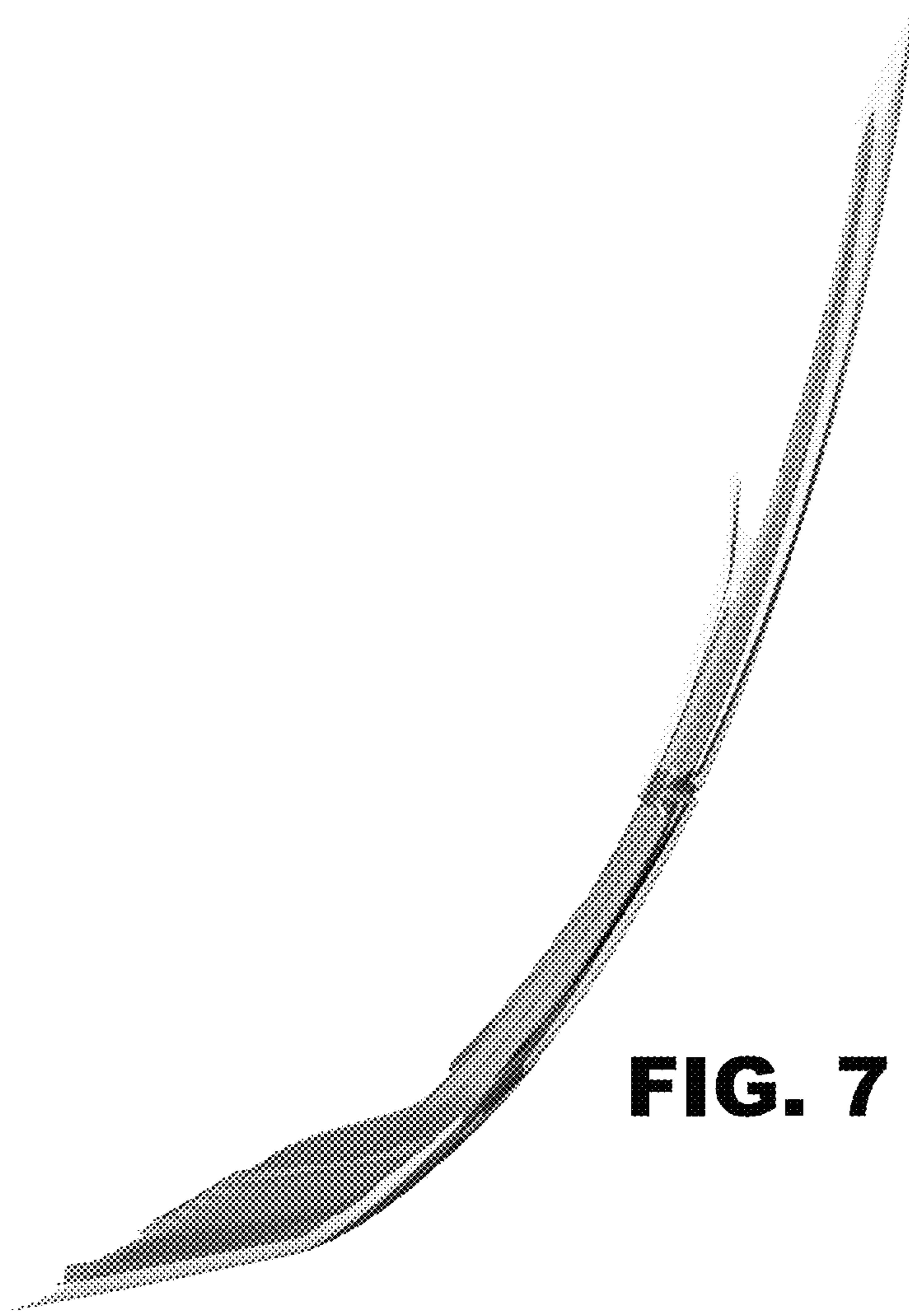


FIG. 7

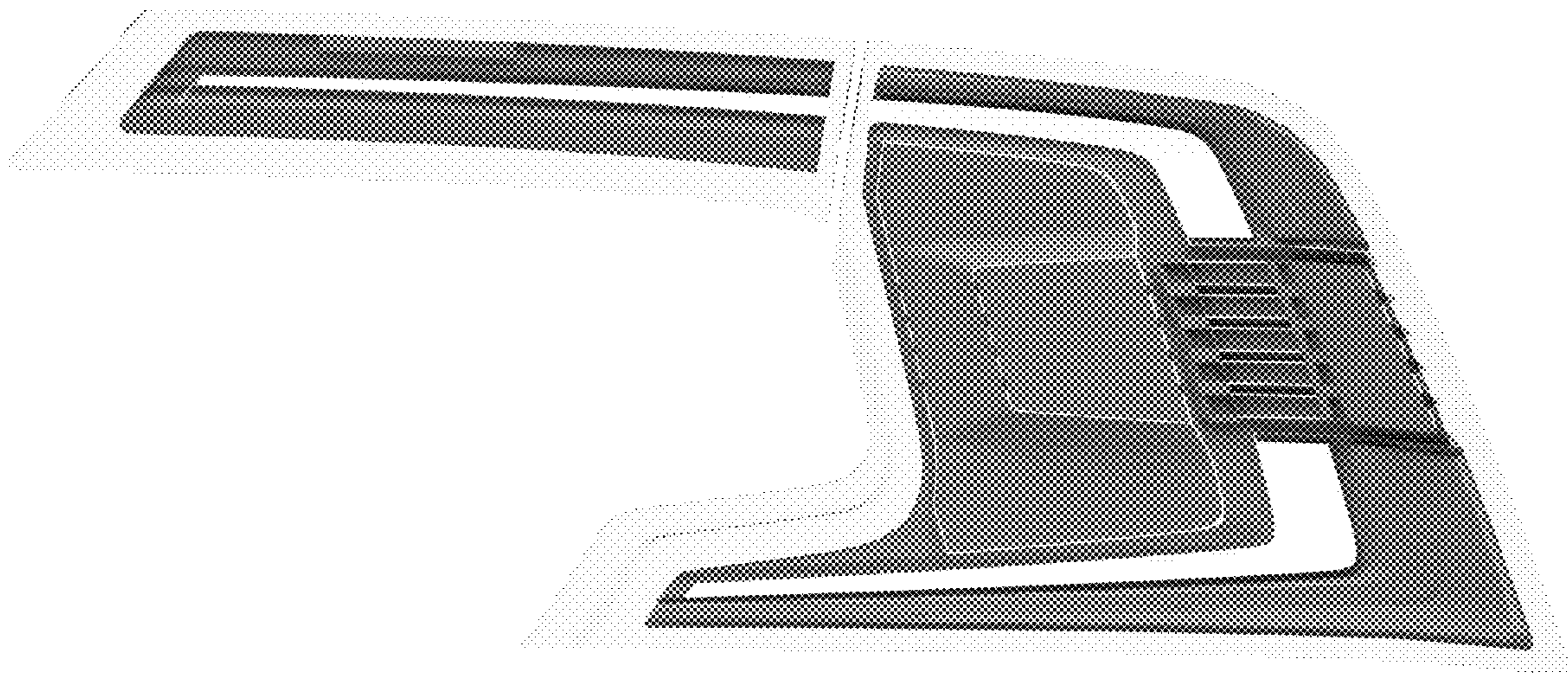


FIG. 8