



US00D984920S

(12) **United States Design Patent**
Bertucci

(10) **Patent No.:** **US D984,920 S**

(45) **Date of Patent:** **** May 2, 2023**

(54) **WATCH BAND**

FOREIGN PATENT DOCUMENTS

- (71) Applicant: **MH Bertucci, Inc.**, Gurnee, IL (US)
- (72) Inventor: **Michael H. Bertucci**, Gurnee, IL (US)
- (73) Assignee: **MH BERTUCCI, INC.**, Gurnee, IL (US)

CN	304892505	* 11/2018
JP	D1235453	* 4/2005

(**) Term: **15 Years**

(21) Appl. No.: **29/762,801**

(22) Filed: **Dec. 18, 2020**

(51) **LOC (14) Cl.** **11-01**

(52) **U.S. Cl.**
USPC **D11/3**

(58) **Field of Classification Search**
USPC D11/1-5; D10/32
CPC A44C 5/0053
See application file for complete search history.

OTHER PUBLICATIONS

Woven NATO Strap | StrapsCo pp. 1-6 2021 https://strapsco.com/product/woven-nato-strap/?attribute_sizes=20mm&attribute_colors=Graphite (Year: 2021).*

Premium Ribbed NATO Watch Strap—Ocean Blue pp. 1-6 2022 <https://thestraptailor.com/product/premium-ribbed-nato-watch-strap-ocean-blue/> (Year: 2022).*

* cited by examiner

Primary Examiner — Kevin K Rudzinski
Assistant Examiner — Evans David Delesline
 (74) *Attorney, Agent, or Firm* — Clark Hill PLC; James R. Foley

(56) **References Cited**

U.S. PATENT DOCUMENTS

D254,961	S	*	5/1980	Hofman	D11/3
D254,962	S	*	5/1980	Hofman	D11/3
D254,963	S	*	5/1980	Hofman	D11/3
D255,016	S	*	5/1980	Hofman	D11/3
D255,022	S	*	5/1980	Hofman	D11/3
D257,333	S	*	10/1980	Hofman	D11/3
D257,334	S	*	10/1980	Hofman	D11/3
D257,335	S	*	10/1980	Hofman	D11/3
D391,882	S	*	3/1998	Roales	D11/3
8,960,510	B2	*	2/2015	Bertucci A44C 5/0053	224/178
D862,276	S	*	10/2019	Herz	D11/3
D879,645	S	*	3/2020	Lin	D11/3
D883,838	S	*	5/2020	Deng	D11/3
D920,830	S	*	6/2021	Chao	D11/3
D921,516	S	*	6/2021	Ouyang	D11/3
2004/0245299	A1	*	12/2004	Bertucci A44C 5/0053	224/178

(57) **CLAIM**

I claim the ornamental design for a watch band, as shown and described.

DESCRIPTION

FIG. 1 is a front view of the watch band;
 FIG. 2 is a back view thereof;
 FIG. 3 is a left side view thereof;
 FIG. 4 is a right side view thereof;
 FIG. 5 is a top view thereof;
 FIG. 6 is a bottom view thereof; and,
 FIG. 7 is a perspective view thereof.

The bolder dashed lines shown in the drawings illustrate part of the claimed design, and the light dashed lines in the drawings illustrate portions of the watchband and form no part of the claimed design.

1 Claim, 4 Drawing Sheets

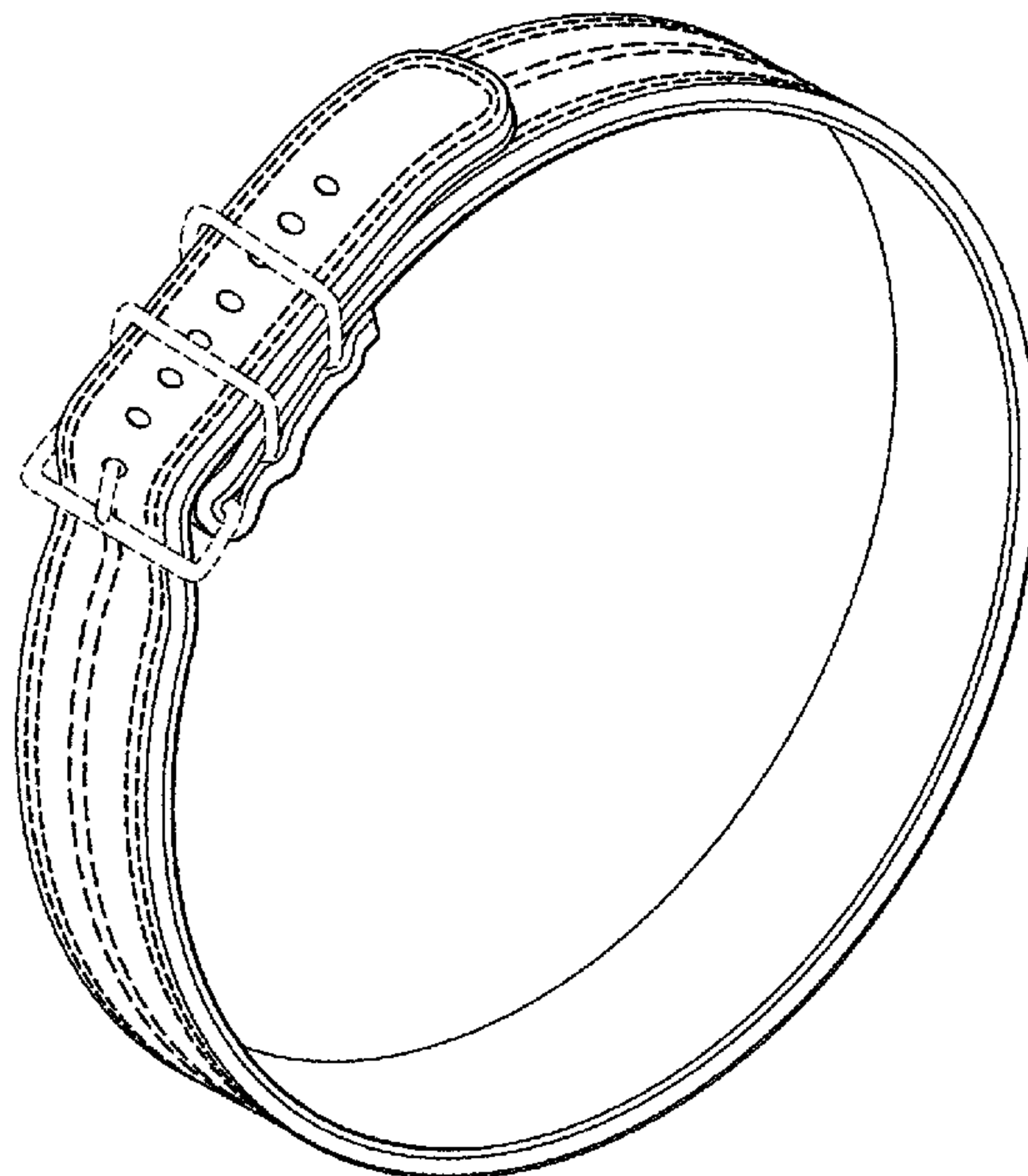


FIG. 1




FIG. 2




FIG. 3

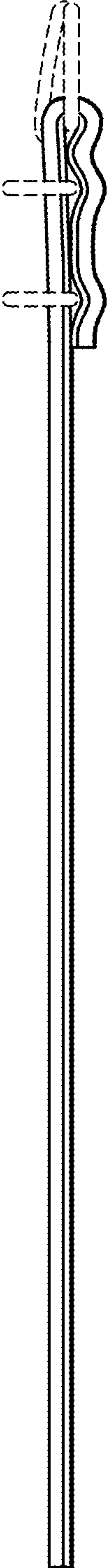


FIG. 4

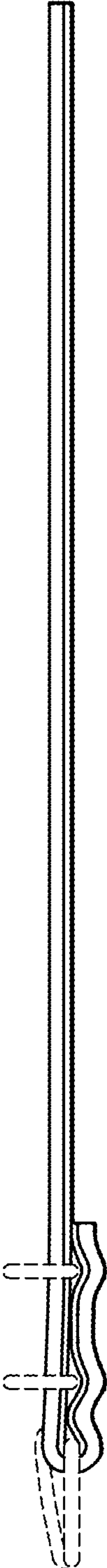


FIG. 5

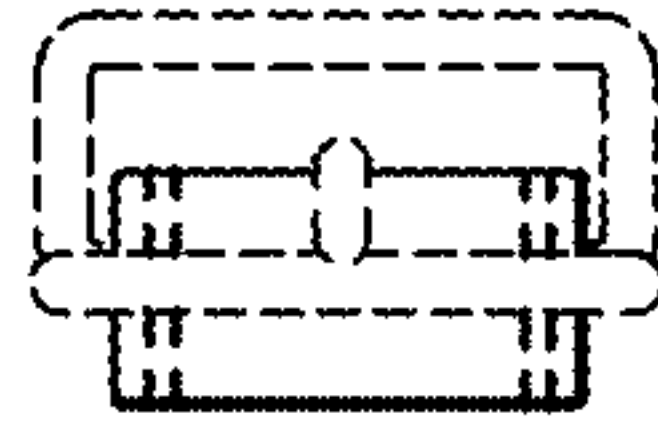


FIG. 6

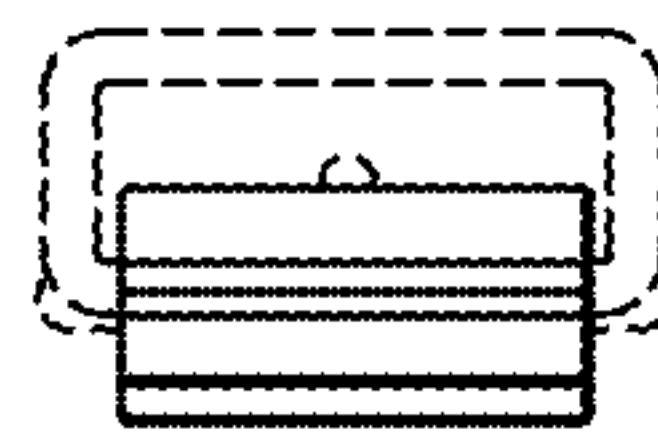


FIG. 7

