



US00D984899S

(12) **United States Design Patent** (10) **Patent No.:** **US D984,899 S**
Pan (45) **Date of Patent:** **** May 2, 2023**

(54) **MULTIFUNCTIONAL BOTTLE WITH CAP**

(71) Applicant: **Cuipin Pan**, Shaoyang (CN)

(72) Inventor: **Cuipin Pan**, Shaoyang (CN)

(**) Term: **15 Years**

(21) Appl. No.: **29/840,588**

(22) Filed: **May 31, 2022**

(51) **LOC (14) Cl.** **09-01**

(52) **U.S. Cl.**
USPC **D9/549; D9/545; D9/505**

(58) **Field of Classification Search**
USPC D9/500, 501, 505, 544, 545, 549, 550,
D9/553, 554, 555, 556, 557, 558;
D7/509, 510, 511, 523, 575
CPC B65D 1/0223; B65D 83/206; A45F 3/16;
A45F 2200/0583
See application file for complete search history.

(56) **References Cited**

U.S. PATENT DOCUMENTS

- D122,058 S * 8/1940 Niver D9/500
- D128,299 S * 7/1941 Lundy D9/549
- D283,308 S * 4/1986 Oakley D9/501
- D290,999 S * 7/1987 Novak D9/549
- 4,955,491 A * 9/1990 Marshall B65D 1/0276
215/373
- 5,244,106 A * 9/1993 Takacs B65D 23/12
220/744
- D416,800 S * 11/1999 Herrmann D9/500
- D454,497 S * 3/2002 Darr D9/500
- D550,081 S * 9/2007 Christian B65D 1/0276
D9/500
- D672,198 S * 12/2012 Soltz D7/510
- D672,609 S * 12/2012 Aziz D7/510
- D697,418 S * 1/2014 Maier D9/505
- D724,385 S * 3/2015 Hurley D7/511
- D790,968 S * 7/2017 Thompson D9/500

- D800,561 S * 10/2017 Hansen D9/500
- D805,918 S * 12/2017 Matthieu D9/500
- D811,225 S * 2/2018 Newson D9/505
- D849,542 S * 5/2019 Harris D9/500
- D856,809 S * 8/2019 Gruda D9/558
- D892,618 S * 8/2020 Feletto D9/500
- D892,620 S * 8/2020 Kaye
- D898,575 S * 10/2020 Tanchette D9/503
- D912,515 S * 3/2021 Alvarez D9/503
- D932,312 S * 10/2021 Giuli D9/558
- D962,772 S * 9/2022 Bing D9/575

FOREIGN PATENT DOCUMENTS

- CN 305637381 * 3/2020
- HK 1914769-0002 * 11/2019
- JP D1657814 * 4/2020

* cited by examiner

Primary Examiner — Brett Miller

Assistant Examiner — Rani J Abdallah

(74) *Attorney, Agent, or Firm* — Justin Lampel


(57) **CLAIM**

The ornamental design for a multifunctional bottle with cap, as shown and described.

DESCRIPTION

FIG. 1 is a perspective view of the multifunctional bottle with cap showing the claimed design;
FIG. 2 is a top plan view thereof;
FIG. 3 is a rear elevational view thereof;
FIG. 4 is a left side elevational view thereof;
FIG. 5 is a front elevational view thereof;
FIG. 6 is a right side view thereof; and,
FIG. 7 is a bottom plan view thereof.
The broken lines shown illustrate portions of the multifunctional bottle with cap that form no part of the claimed design.

1 Claim, 7 Drawing Sheets



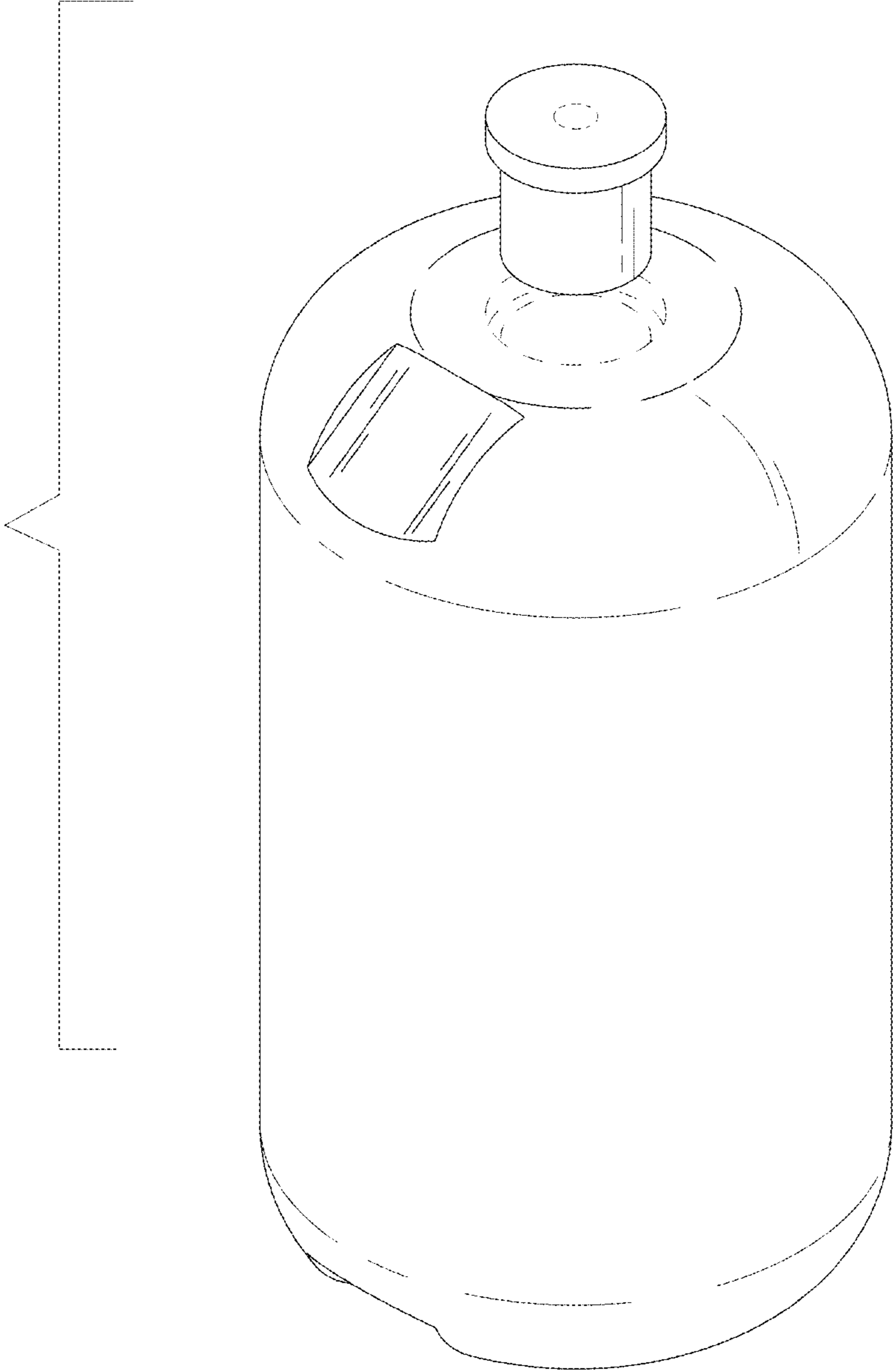


FIG. 1

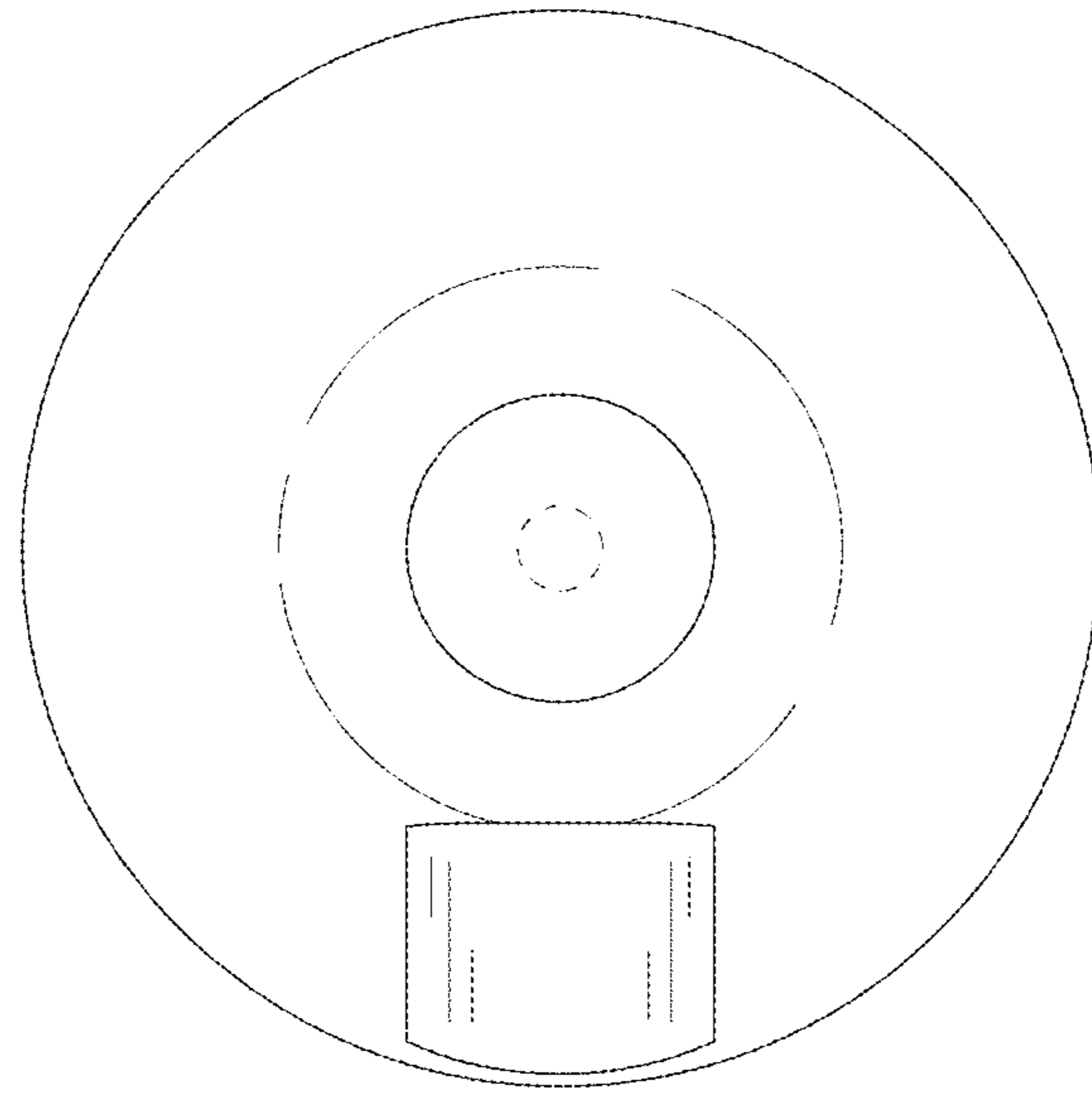


FIG.2

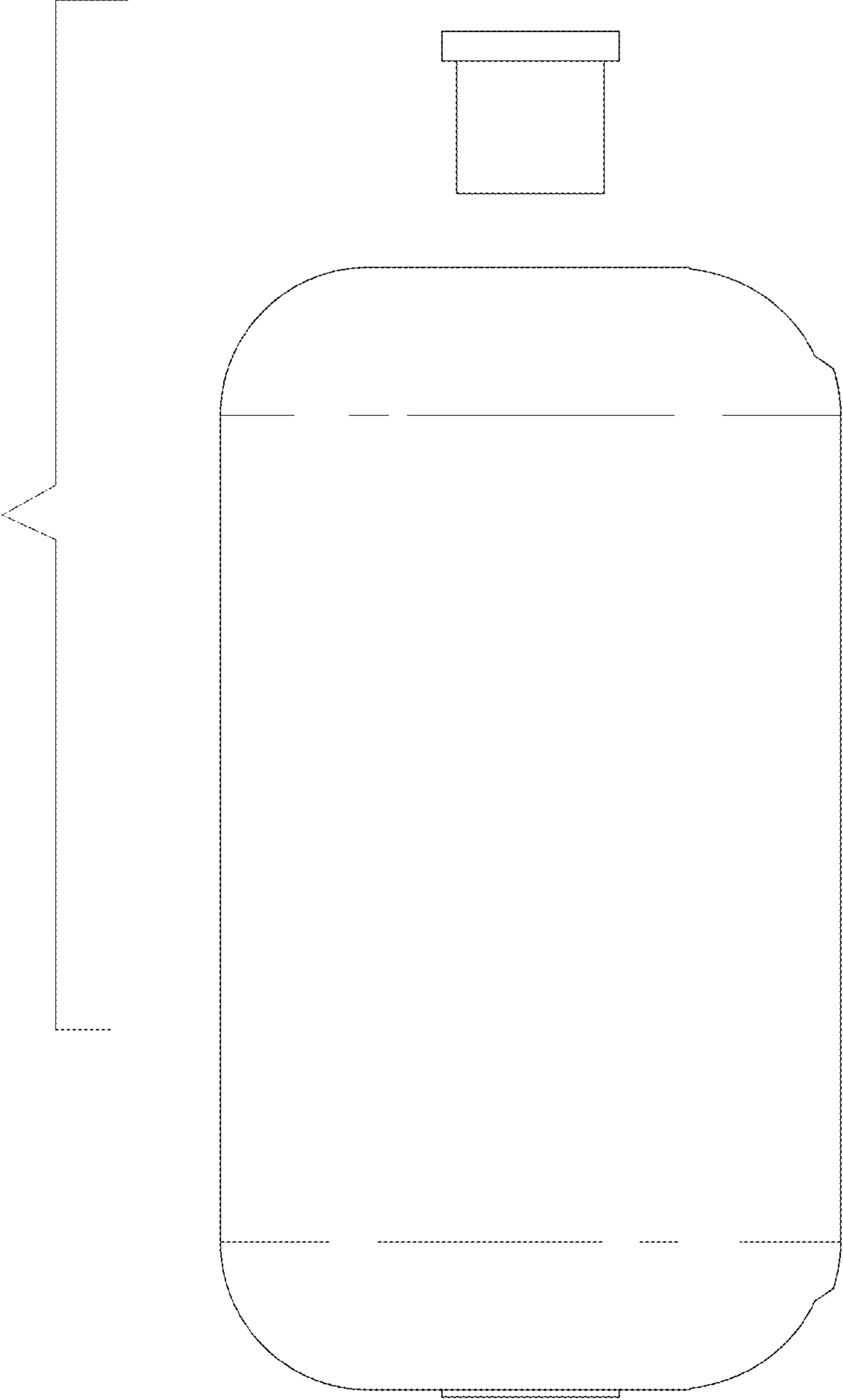


FIG.3

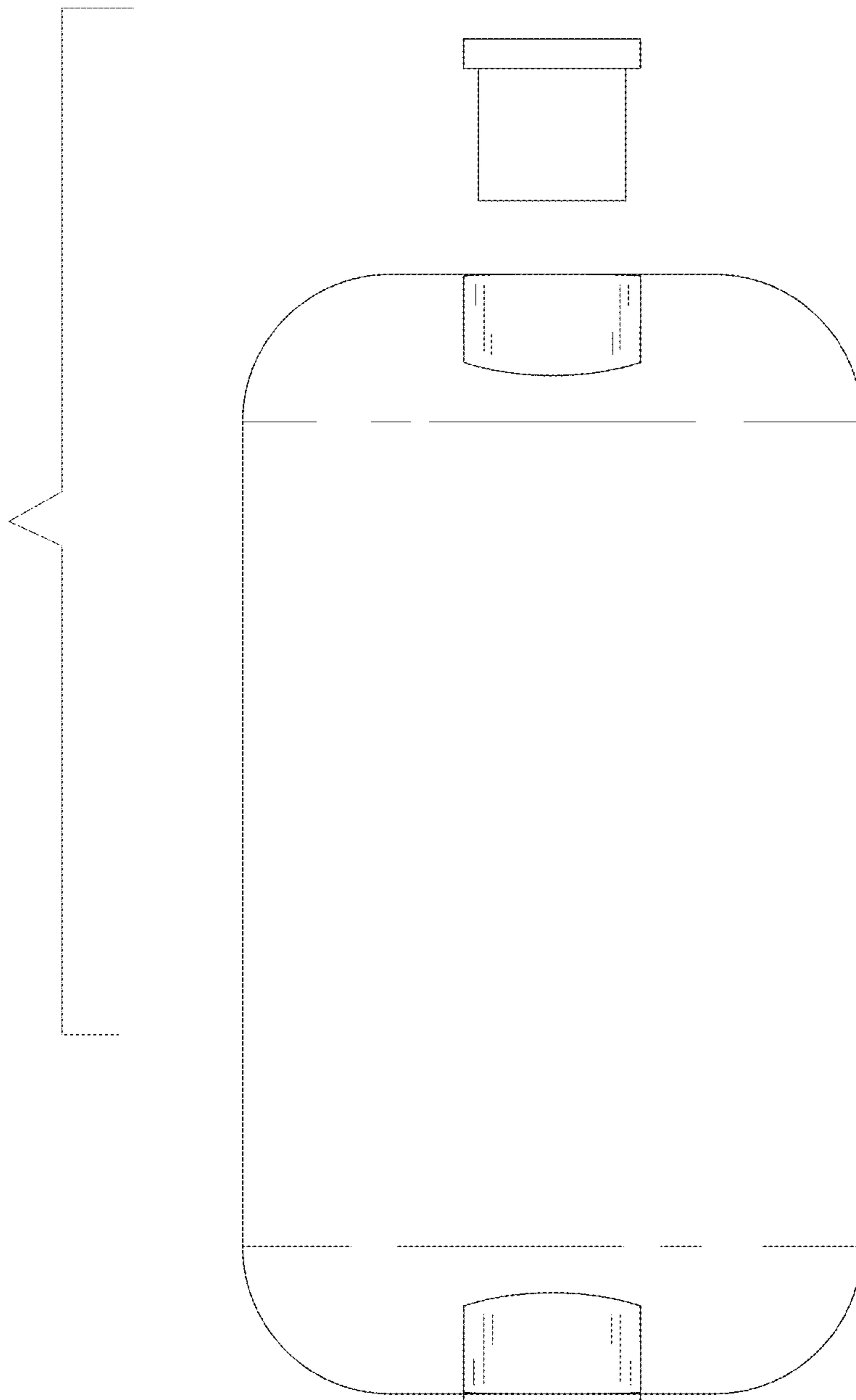


FIG. 4

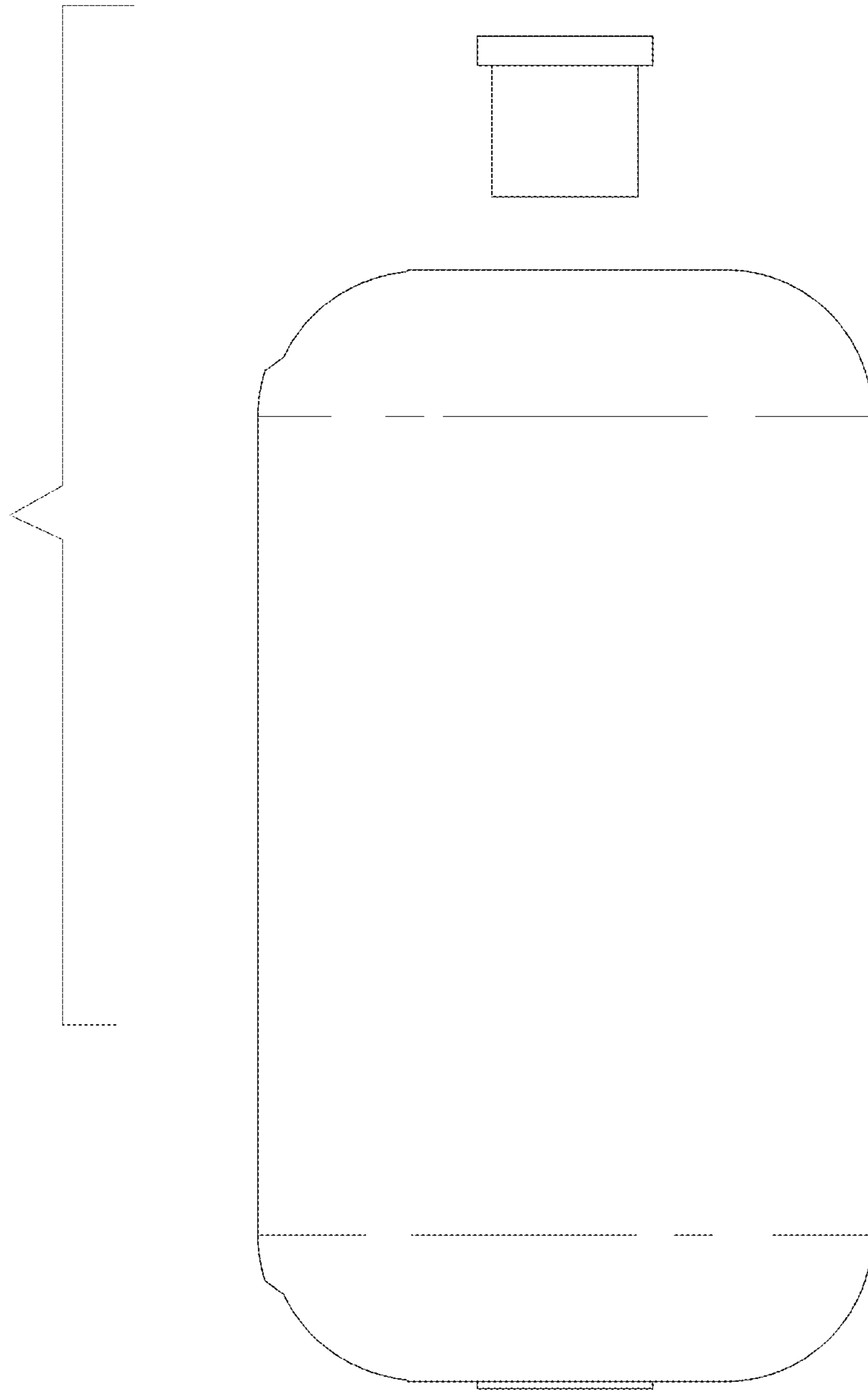


FIG. 5

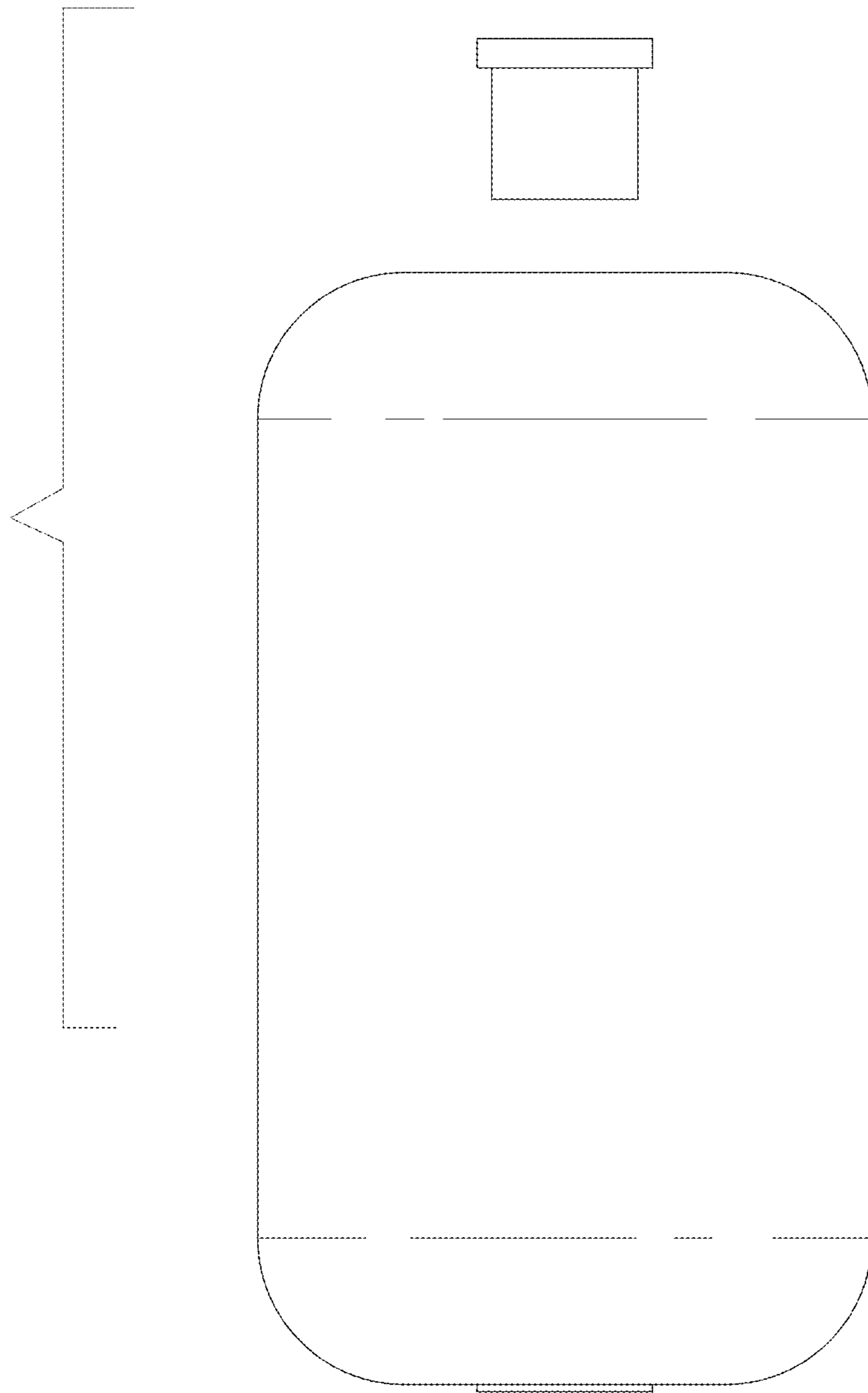


FIG. 6

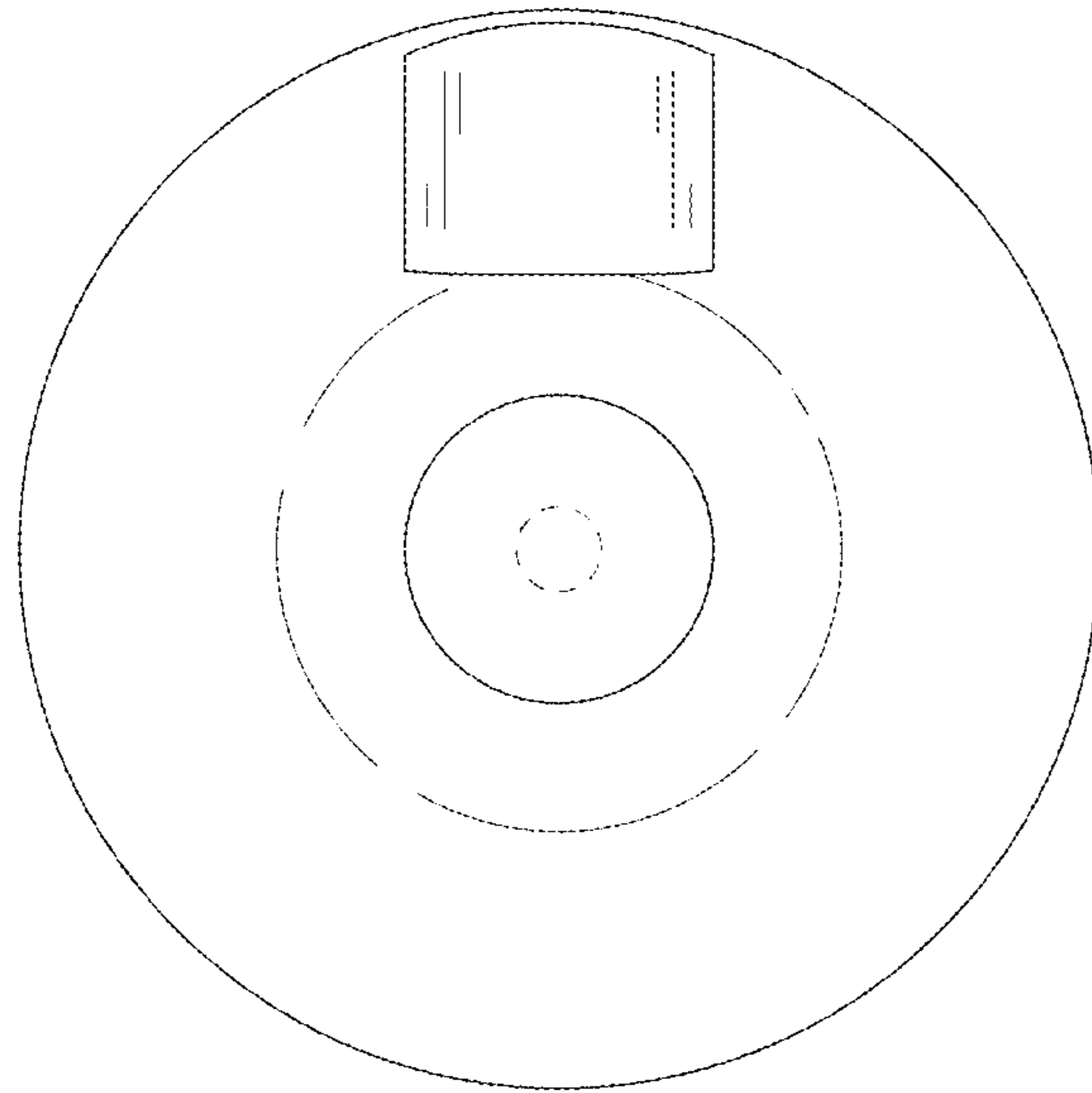


FIG. 7