



US00D984891S

(12) **United States Design Patent**
May et al.

(10) **Patent No.: US D984,891 S**
(45) **Date of Patent: ** May 2, 2023**

(54) **TOOTHPASTE TUBE CAP**

(71) Applicant: **Quip NYC Inc.**, Brooklyn, NY (US)
(72) Inventors: **William Thomas May**, South Orange, NJ (US); **Simon Enever**, Brooklyn, NY (US); **James Krause**, Queens, NY (US); **Jonathan Fratti**, Brooklyn, NY (US); **Lillian Gluck**, Fairhope, AL (US); **Paul Koh**, New York, NY (US); **Alison Zhang**, New York, NY (US)

(73) Assignee: **QUIP NYC INC.**, Brooklyn, NY (US)

(**) Term: **15 Years**

(21) Appl. No.: **29/750,484**

(22) Filed: **Sep. 14, 2020**

(51) **LOC (14) Cl.** **09-07**

(52) **U.S. Cl.**
USPC **D9/443; D9/454**

(58) **Field of Classification Search**
USPC D7/391, 392.1, 396.2; D9/434–436, 440, D9/443, 447, 449, 454, 499

(Continued)

(56) **References Cited**

U.S. PATENT DOCUMENTS

D2,598 S * 3/1867 Jones D7/391
D48,994 S * 5/1916 Sutter D9/436
(Continued)

OTHER PUBLICATIONS

Dentistry Blogger. Quip Toothpaste Review by a Dentist. Dr. Alexander Teckkam. Jan. 5, 2019. <https://www.dentistryblogger.com/quip-toothpaste-review/> (Year: 2019).*
(Continued)

Primary Examiner — Darcey E Gottschalk

(74) *Attorney, Agent, or Firm* — The Marbury Law Group, PLLC

(57) **CLAIM**

The ornamental design for a toothpaste tube cap, as shown and described.

DESCRIPTION

FIG. 1 is a top perspective view of a toothpaste tube cap; FIG. 2 is a side view of the toothpaste tube cap; FIG. 3 is another side view of the toothpaste tube cap; FIG. 4 is yet another side view of the toothpaste tube cap; FIG. 5 is yet another side view of the toothpaste tube cap; FIG. 6 is a top view of the toothpaste tube cap; FIG. 7 is a bottom view of the toothpaste tube cap; FIG. 8 is a bottom perspective view of the toothpaste tube cap; FIG. 9 is a top perspective exploded view of the toothpaste tube cap shown with a toothpaste tube; FIG. 10 is a side exploded view of the toothpaste tube cap shown with a toothpaste tube; FIG. 11 is another side exploded view of the toothpaste tube cap shown with a toothpaste tube; FIG. 12 is yet another side exploded view of the toothpaste tube cap shown with a toothpaste tube; FIG. 13 is yet another side exploded view of the toothpaste tube cap shown with a toothpaste tube; FIG. 14 is another top view of the toothpaste tube cap shown with a toothpaste tube; FIG. 15 is another bottom view of the toothpaste tube cap shown with a toothpaste tube; FIG. 16 is a bottom perspective exploded view of the toothpaste tube cap shown with a toothpaste tube; FIG. 17 is a top perspective exploded view of the toothpaste tube cap shown with an adaptor coupled to a toothpaste tube; FIG. 18 is a side exploded view of the toothpaste tube cap shown with the adaptor coupled to a toothpaste tube; FIG. 19 is another side exploded view of the toothpaste tube cap shown with the adaptor coupled to a toothpaste tube; FIG. 20 is yet another side exploded view of the toothpaste tube cap shown with the adaptor coupled to a toothpaste tube;

(Continued)

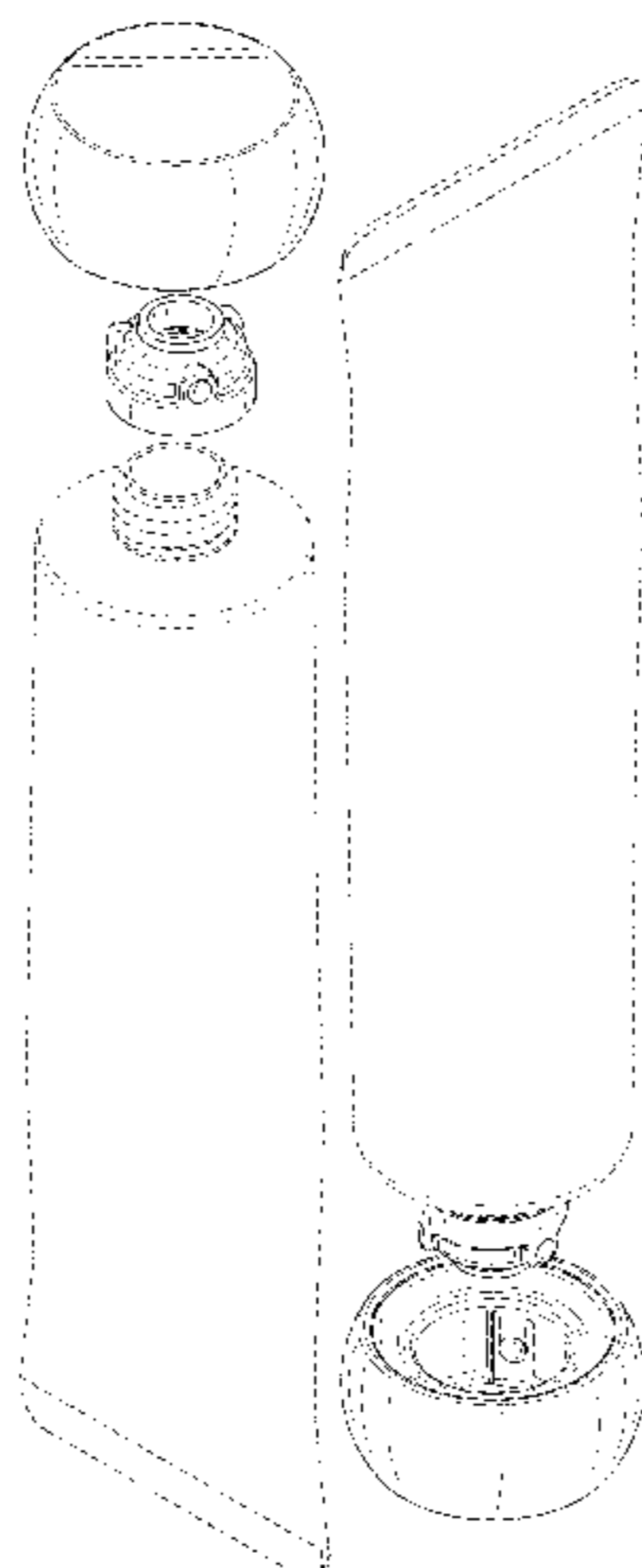


FIG. 21 is yet another side exploded view of the toothpaste tube cap shown with the adaptor coupled to a toothpaste tube;

FIG. 22 is another top view of the toothpaste tube cap shown with the adaptor coupled to a toothpaste tube;

FIG. 23 is another bottom view of the toothpaste tube cap shown with the adaptor coupled to a toothpaste tube; and, FIG. 24 is a bottom perspective exploded view of the toothpaste tube cap shown with a the adaptor coupled to toothpaste tube.

The broken lines shown in the drawings illustrate portions of the toothpaste tube cap that form no part of the claimed design.

1 Claim, 21 Drawing Sheets

(58) Field of Classification Search

CPC B65D 35/44; B65D 41/04; B65D 47/12; B65D 47/0842; B65D 47/122

See application file for complete search history.

(56) References Cited

U.S. PATENT DOCUMENTS

D49,120 S * 5/1916 Hoffman D9/454
 D112,545 S * 12/1938 Younghusband D9/504
 D157,328 S * 2/1950 Beseke D8/DIG. 2
 D183,196 S * 7/1958 Collins D9/440
 D195,150 S * 4/1963 Miller D9/447
 D195,284 S * 5/1963 Miller D9/447
 D235,090 S * 5/1975 Achenbach D7/391
 D237,361 S * 10/1975 Picker D9/503
 D267,855 S * 2/1983 French D9/434
 D271,285 S * 11/1983 Lauren D9/454
 D274,041 S * 5/1984 Kato D9/434
 D309,568 S * 7/1990 Beton D9/569
 D314,707 S * 2/1991 Granger D9/435

D316,969 S * 5/1991 Wiseman D9/554
 D368,222 S * 3/1996 Hoefler D9/434
 D380,386 S * 7/1997 Dinand D9/503
 D389,409 S * 1/1998 Tucker D9/454
 D402,687 S * 12/1998 Sabonis D9/434
 D405,696 S * 2/1999 Ullrich D9/454
 D411,742 S * 6/1999 Kokenge D9/434
 D411,751 S * 6/1999 Bakic D9/558
 D419,871 S * 2/2000 Hall D9/434
 D424,943 S * 5/2000 Kokenge D9/434
 D438,902 S * 3/2001 O'Shei D19/162
 D466,015 S * 11/2002 Faucon D9/435
 D534,076 S * 12/2006 Green A45D 40/0068
 D9/454
 D547,188 S * 7/2007 Verburg D9/449
 D674,237 S * 1/2013 Zimmer D7/523
 D756,222 S * 5/2016 Lopez D9/434
 D815,539 S * 4/2018 Cheloni D9/566
 D817,083 S * 5/2018 Magovern, III D7/392.1
 D820,037 S * 6/2018 Ivankovic A47G 19/265
 D7/391
 D821,138 S * 6/2018 Silsby D7/300.1
 D842,110 S * 3/2019 Marina D9/554
 D876,241 S * 2/2020 Lim D9/726
 D915,886 S * 4/2021 Chen D9/434
 D922,871 S * 6/2021 Dietvorst D9/449
 D932,832 S * 10/2021 Wolfgram D7/514
 2016/0068315 A1 * 3/2016 Hintz B65D 51/24
 340/687
 2017/0158381 A1 * 6/2017 Holland B65D 35/46

OTHER PUBLICATIONS

Electric Teeth. Quip Toothbrush Review. Jan. 4, 2021. <https://www.electriceeth.com/quip-toothbrush-review/> (Year: 2021).*
 Amazon. Toothpaste Caps 3 Pack, SqueezMe by Chrome Cherry, Self-Closing, Reusable Silicone Caps, Mess-Free Toothpaste Dispenser Squeezer Lids for Kids, Adults, Bathroom Accessories for Tooth and Gum Health. Dec. 31, 2018. <https://www.amazon.com/SqueezMe-Self-Sealing-Toothpaste-Bundle-Pack/dp/B07LCX8K8D> (Year: 2018).*

* cited by examiner




FIG. 1




FIG. 2




FIG. 3




FIG. 4




FIG. 5

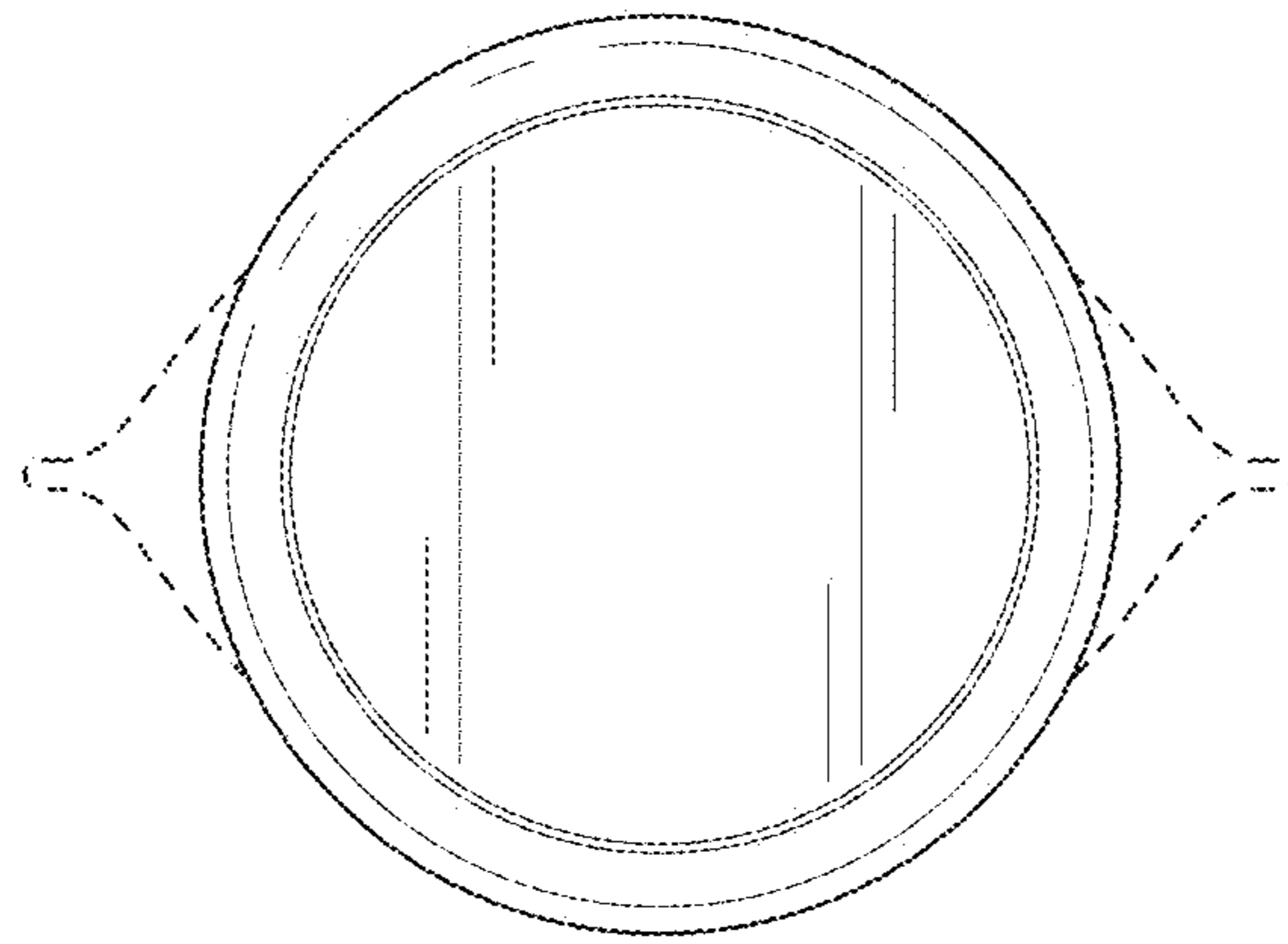


FIG. 6

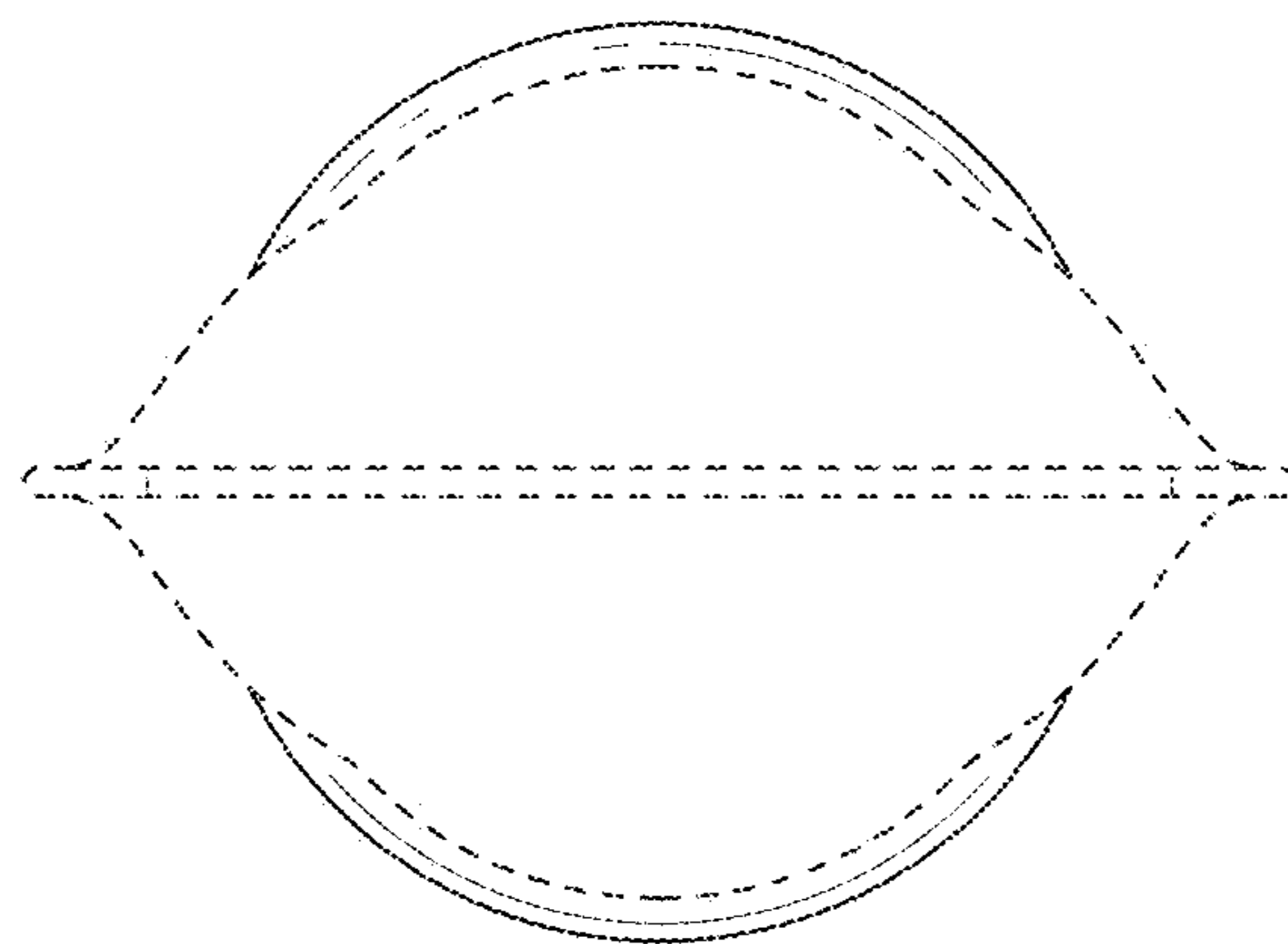


FIG. 7




FIG. 8




FIG. 9




FIG. 10




FIG. 11




FIG. 12




FIG. 13

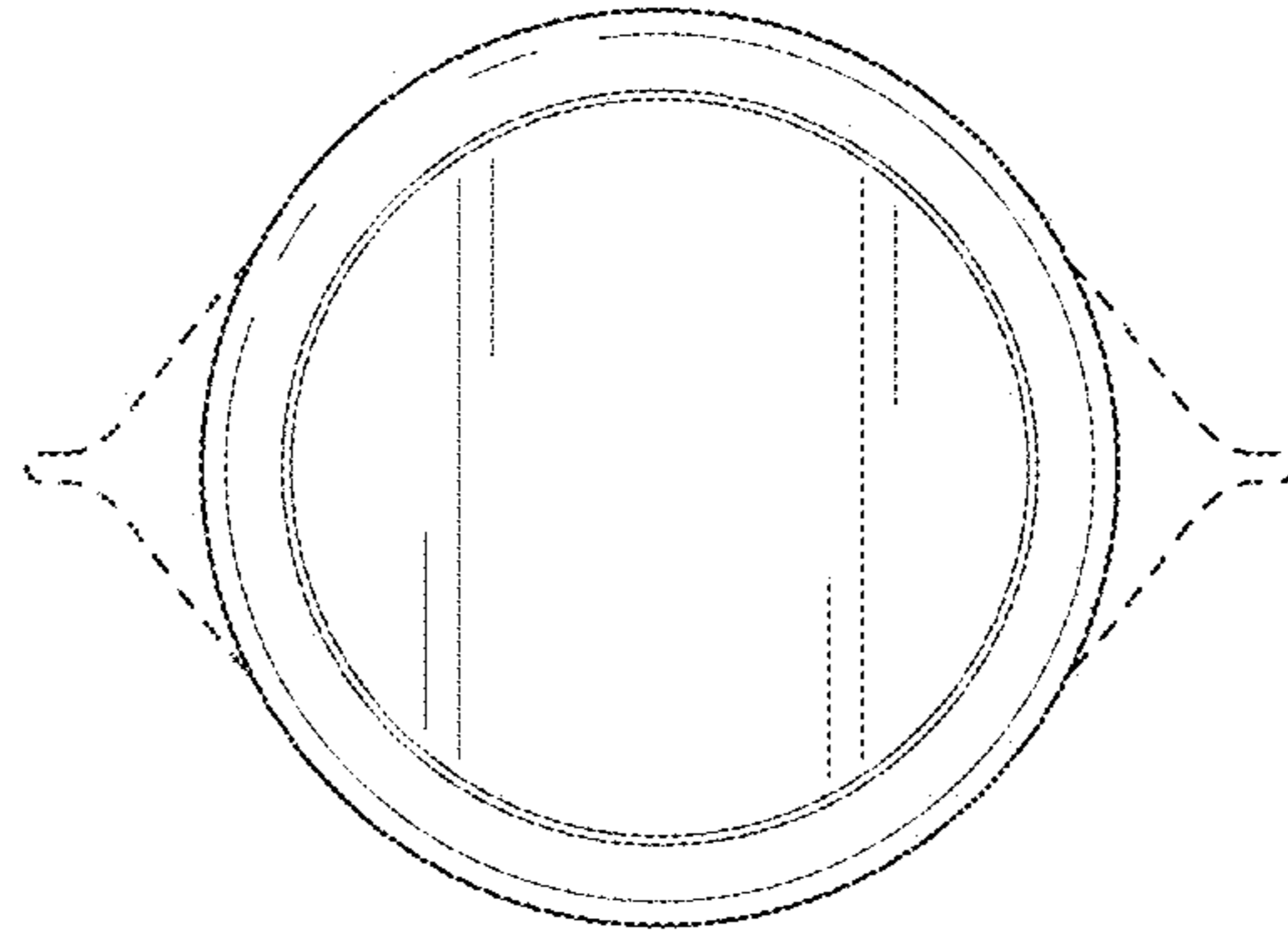


FIG. 14

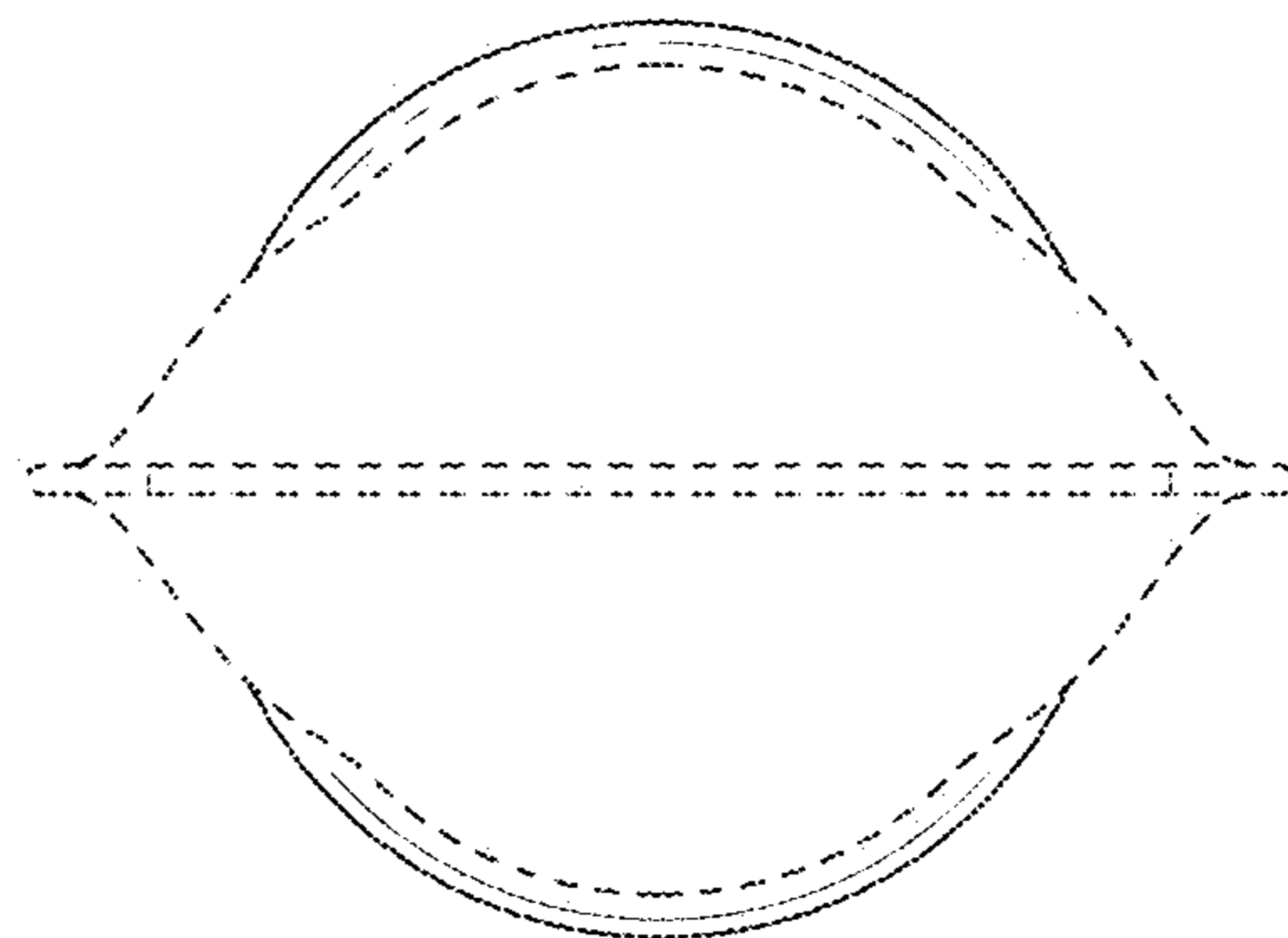


FIG. 15




FIG. 16




FIG. 17




FIG. 18




FIG. 19




FIG. 20

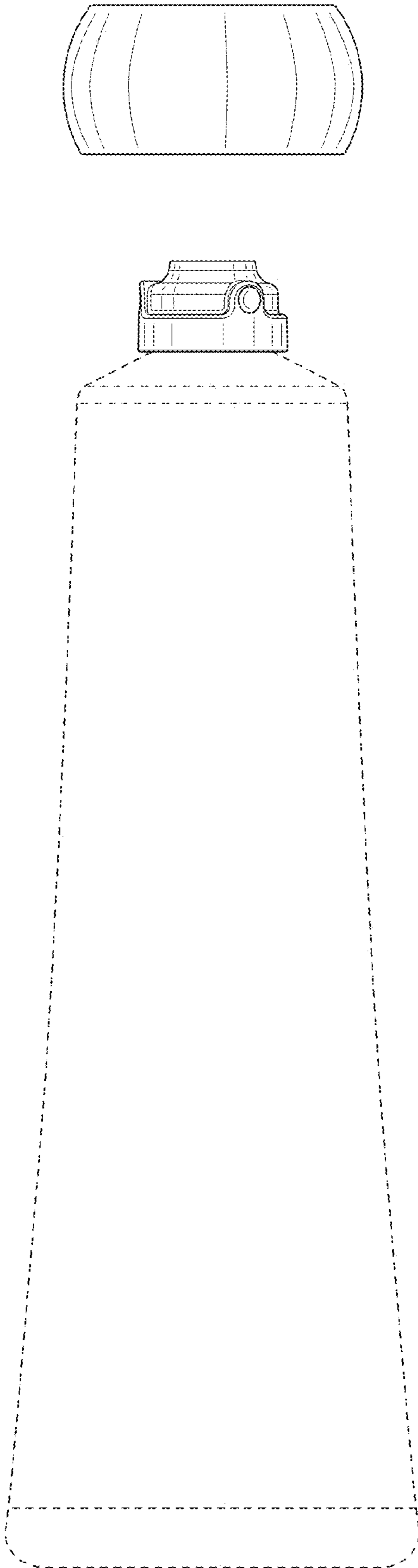


FIG. 21

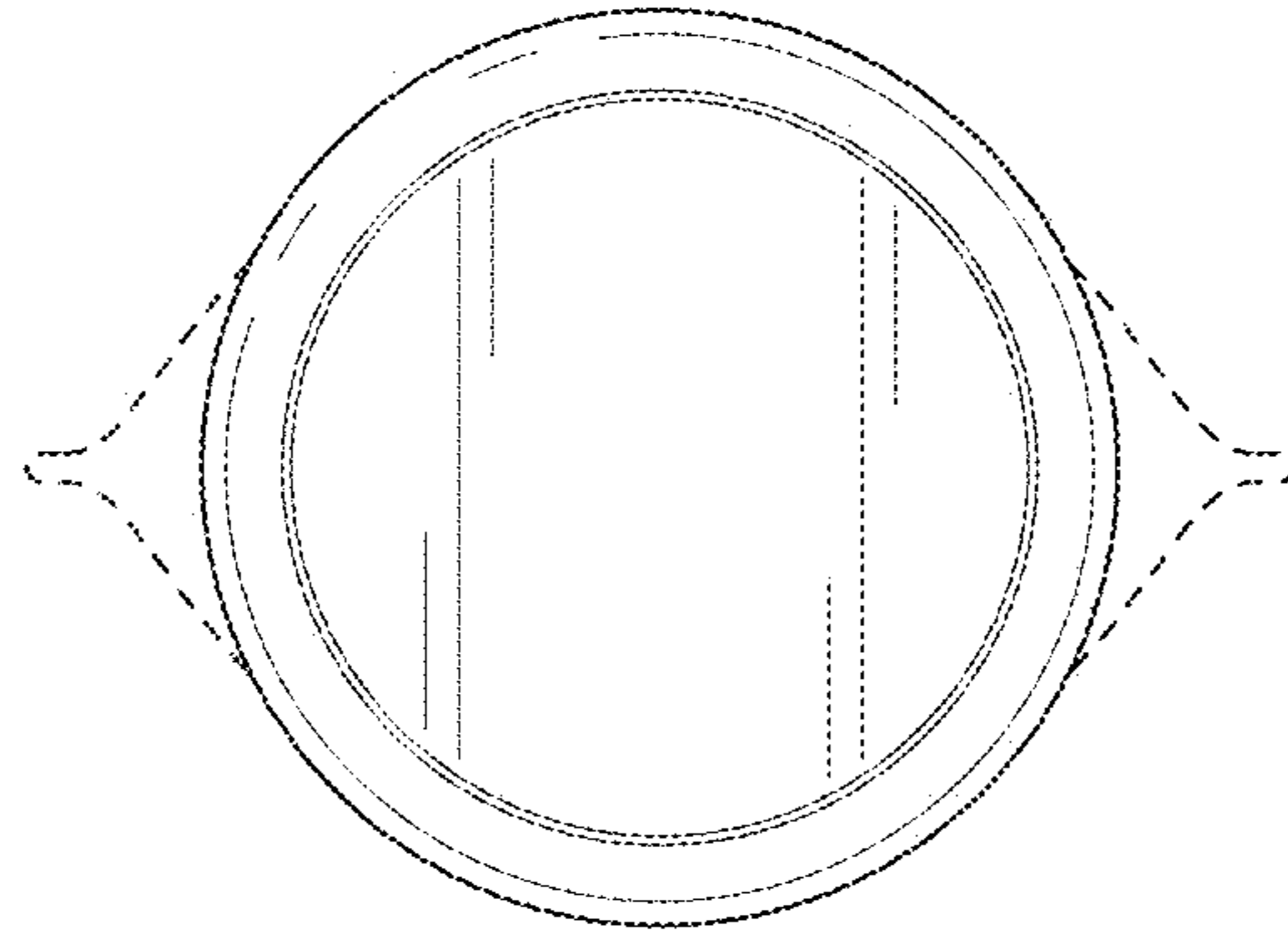


FIG. 22

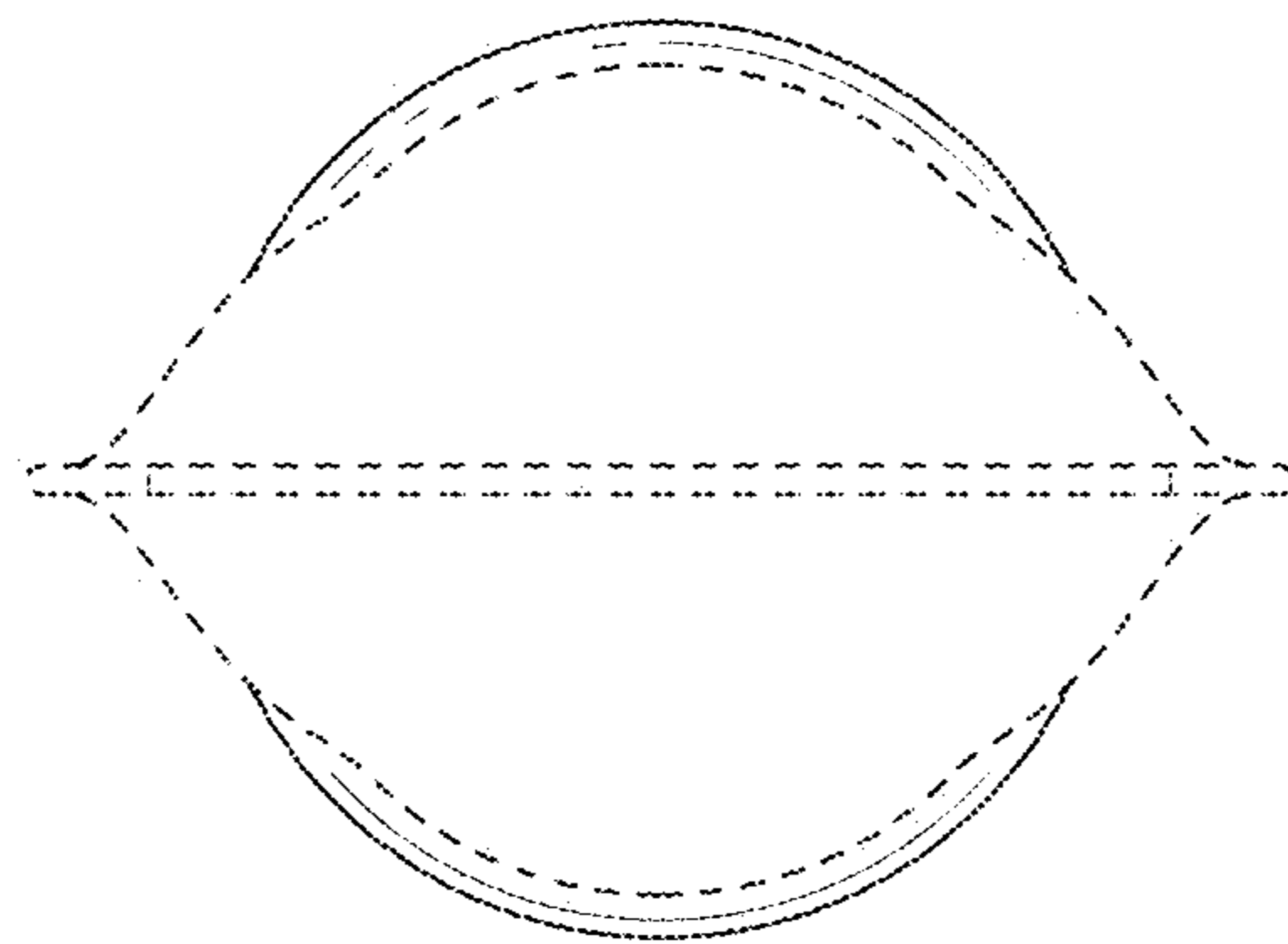


FIG. 23




FIG. 24