



US00D984888S

(12) **United States Design Patent** (10) **Patent No.:** **US D984,888 S**
Hsu (45) **Date of Patent:** **** May 2, 2023**

(54) **CONTAINER**
(71) Applicant: **L&F PLASTICS, CO., LTD.**, Miaoli County (TW)
(72) Inventor: **Mu-Chuan Hsu**, Miaoli County (TW)
(73) Assignee: **L&F PLASTICS, CO., LTD.**, Miaoli County (TW)
(**) Term: **15 Years**
(21) Appl. No.: **29/783,533**
(22) Filed: **May 13, 2021**

D224,093 S * 7/1972 Griese D9/434
4,023,762 A * 5/1977 Batts A47G 25/005
D9/434
D275,302 S * 8/1984 Rotella D21/692
D358,094 S * 5/1995 DeGiacomo, Jr. D9/434
D361,430 S * 8/1995 Mohundro D6/671.1
D362,621 S * 9/1995 Blocker D9/434
D374,620 S * 10/1996 McQuade D9/434
D398,677 S * 9/1998 Kysilka D21/684
D480,773 S * 10/2003 Suchanek D21/694
D527,776 S * 9/2006 Willardson D21/694
D702,550 S * 4/2014 Rendo D9/434
D877,825 S * 3/2020 Hodes D21/682
D888,424 S * 6/2020 Huang D3/901
D934,655 S * 11/2021 Hsu D8/315
D939,320 S * 12/2021 Hsu D8/315
D954,867 S * 6/2022 Carmichael D21/694

* cited by examiner

(30) **Foreign Application Priority Data**
Nov. 18, 2020 (TW) 109306438
(51) **LOC (14) Cl.** **09-07**
(52) **U.S. Cl.**
USPC **D9/434; D9/414**
(58) **Field of Classification Search**
USPC D3/201, 272, 273, 294–296;
D9/414–416, 418–420, 430–434, 455,
D9/456, 499, 424–426; D21/682, 684,
D21/694
CPC ... B65D 5/00; B65D 5/02; B65D 5/18; B65D
5/20; A45C 11/00
See application file for complete search history.

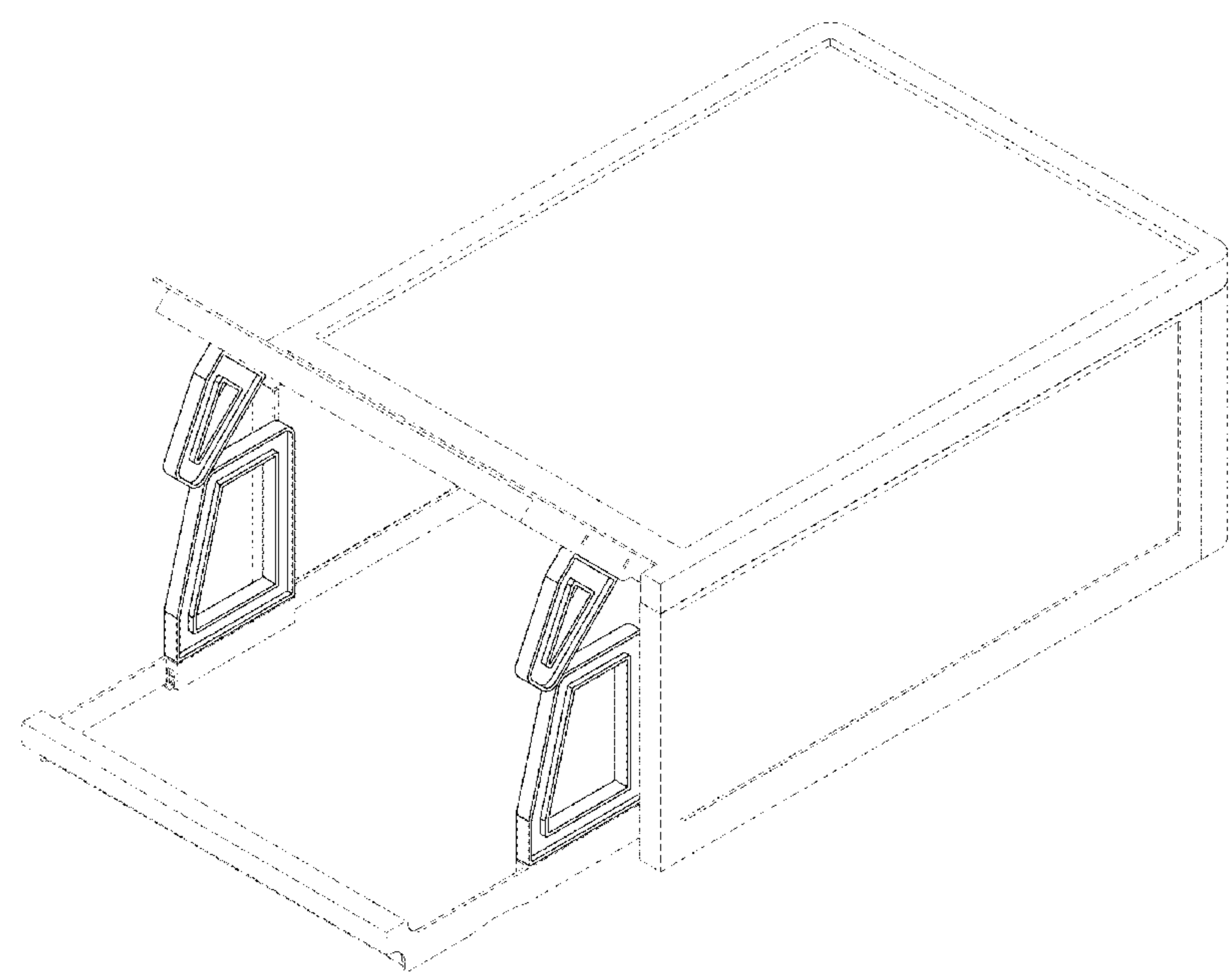
Primary Examiner — Darcey E Gottschalk
(74) *Attorney, Agent, or Firm* — Millen, White, Zelano & Branigan, P.C.; William Nixon; Wan-Ching Montfort

(56) **References Cited**
U.S. PATENT DOCUMENTS
D144,219 S * 3/1946 Ropp D3/294
D157,859 S * 3/1950 Glukes D9/434
D192,367 S * 3/1962 Marvosh 482/49
3,294,223 A * 12/1966 Goban B65D 81/056
D9/434
D223,699 S * 5/1972 Kamins D9/434

(57) **CLAIM**
The ornamental design for a container, as shown and described.

DESCRIPTION
FIG. 1 is a front perspective view of a container showing my new design;
FIG. 2 is a front view thereof;
FIG. 3 is a rear view thereof;
FIG. 4 is a right side view thereof;
FIG. 5 is a left side view thereof;
FIG. 6 is a top view thereof; and,
FIG. 7 is a bottom view thereof.
The dashed broken lines in the figures show portions of the container that form no part of the claimed design.

1 Claim, 7 Drawing Sheets



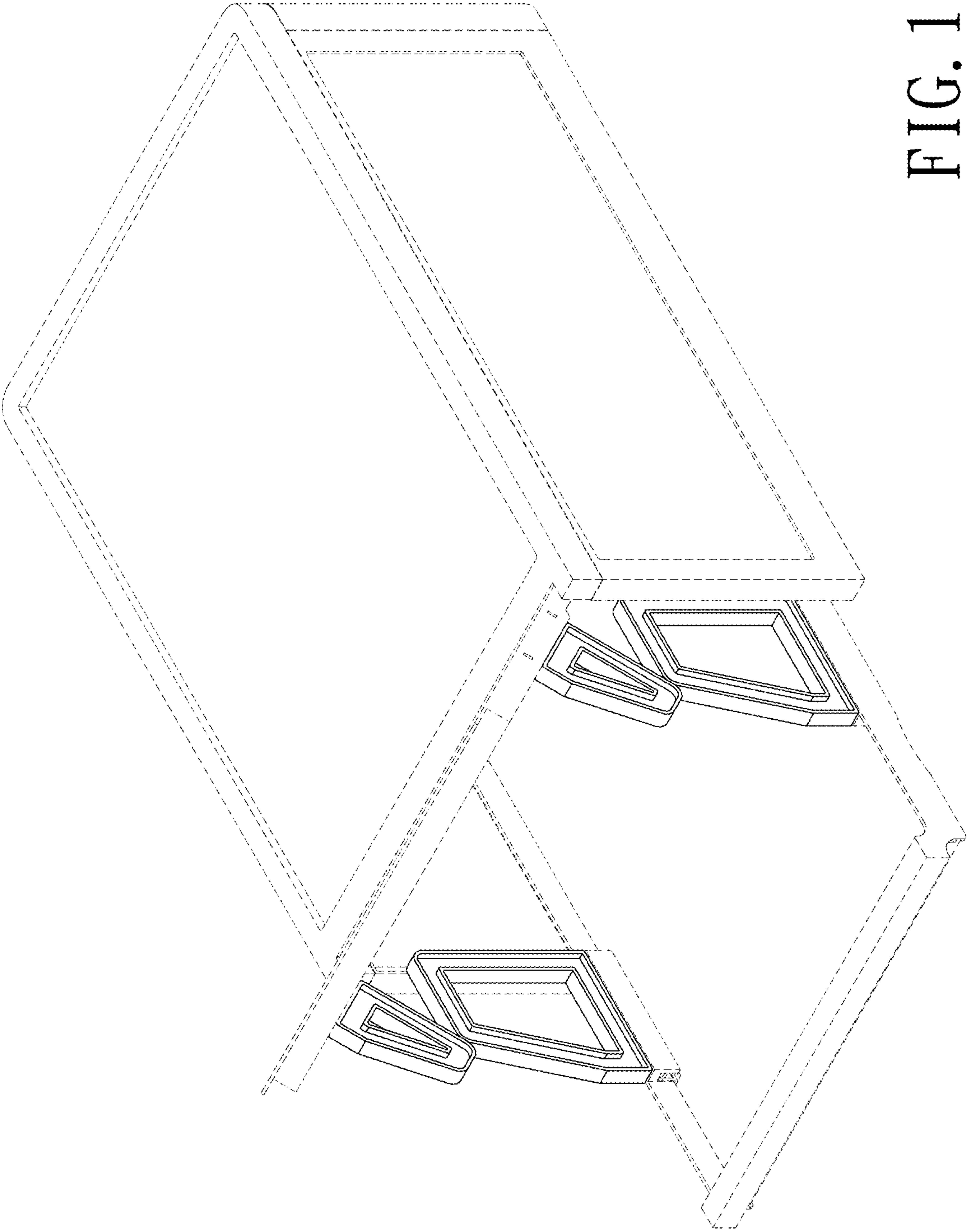


FIG. 1

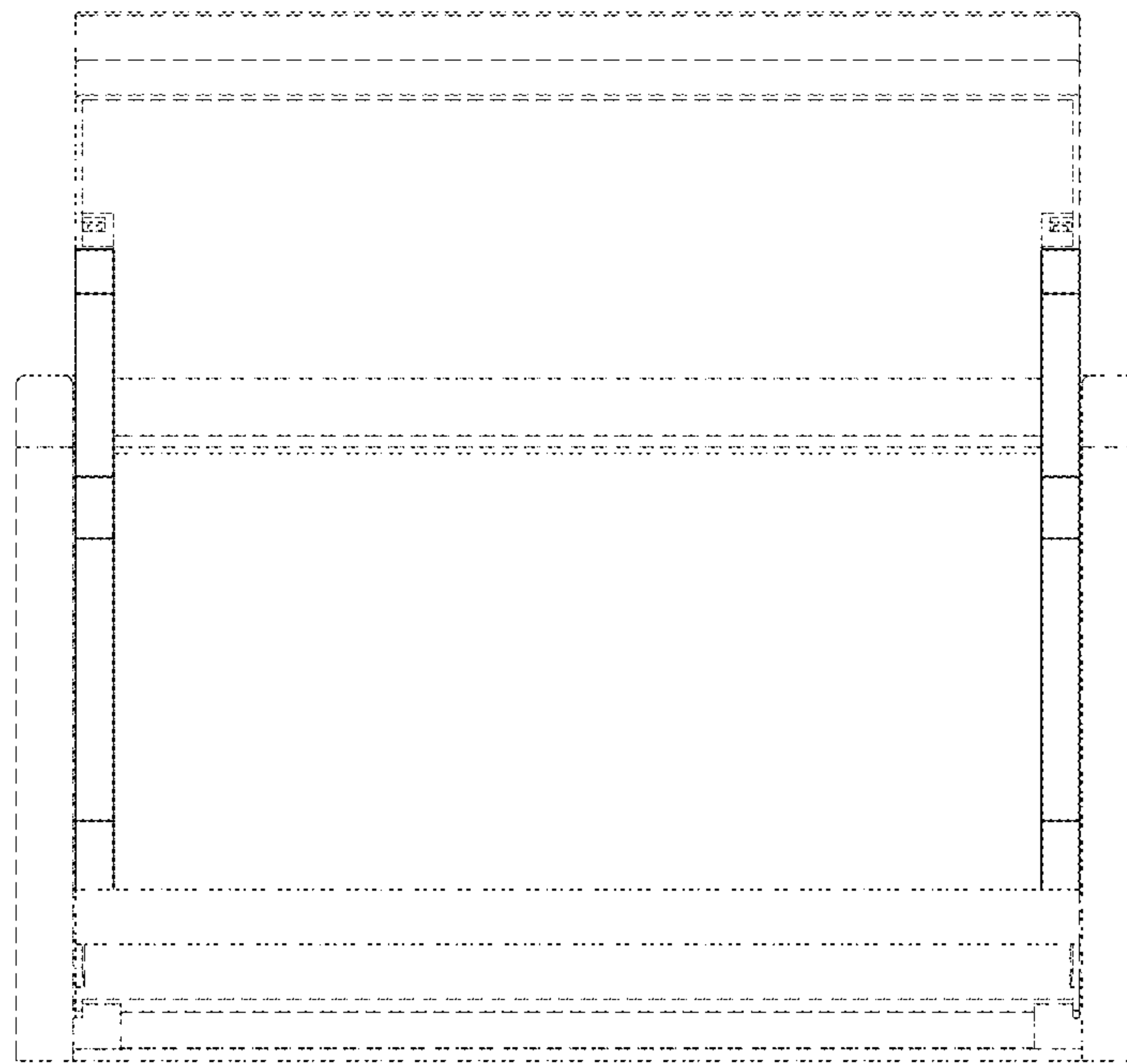


FIG. 2




FIG. 3

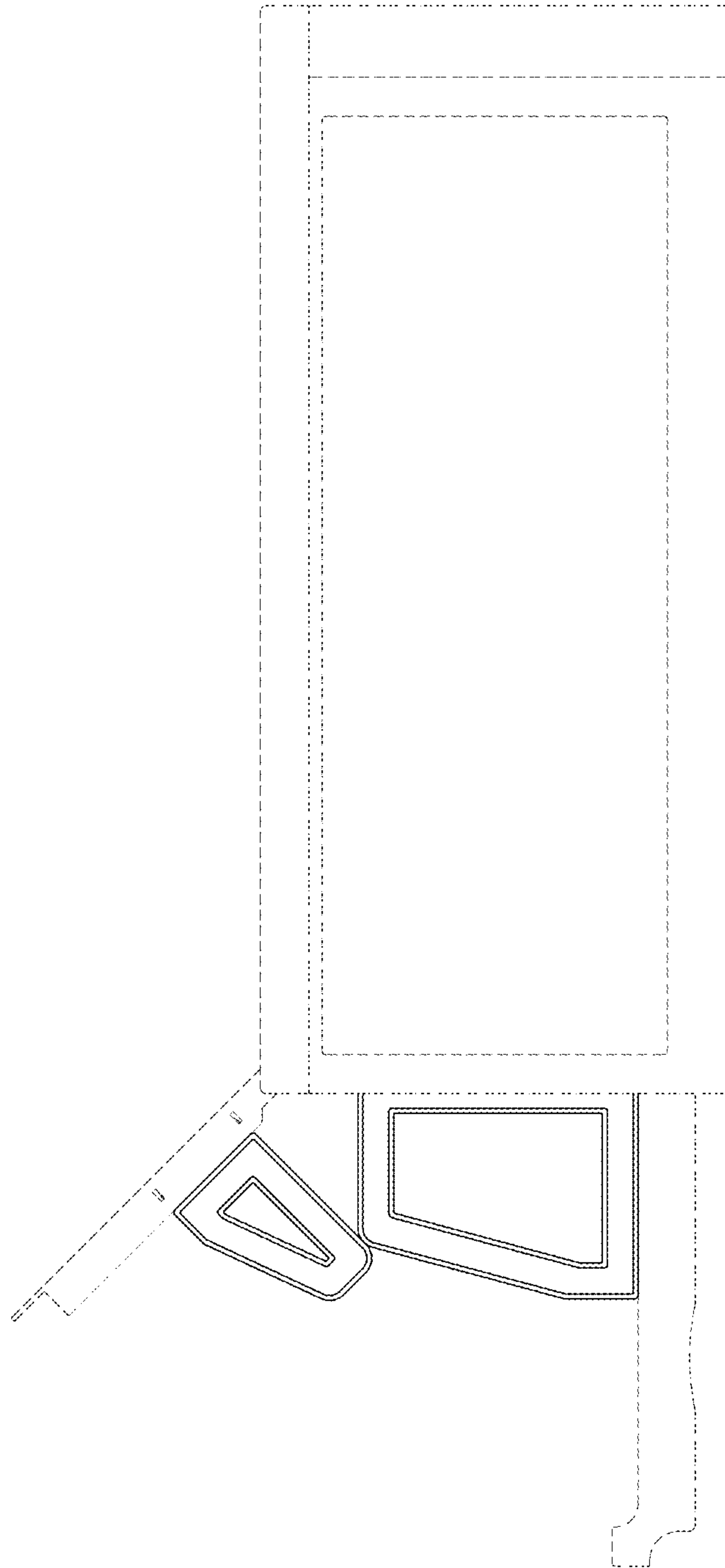


FIG. 4

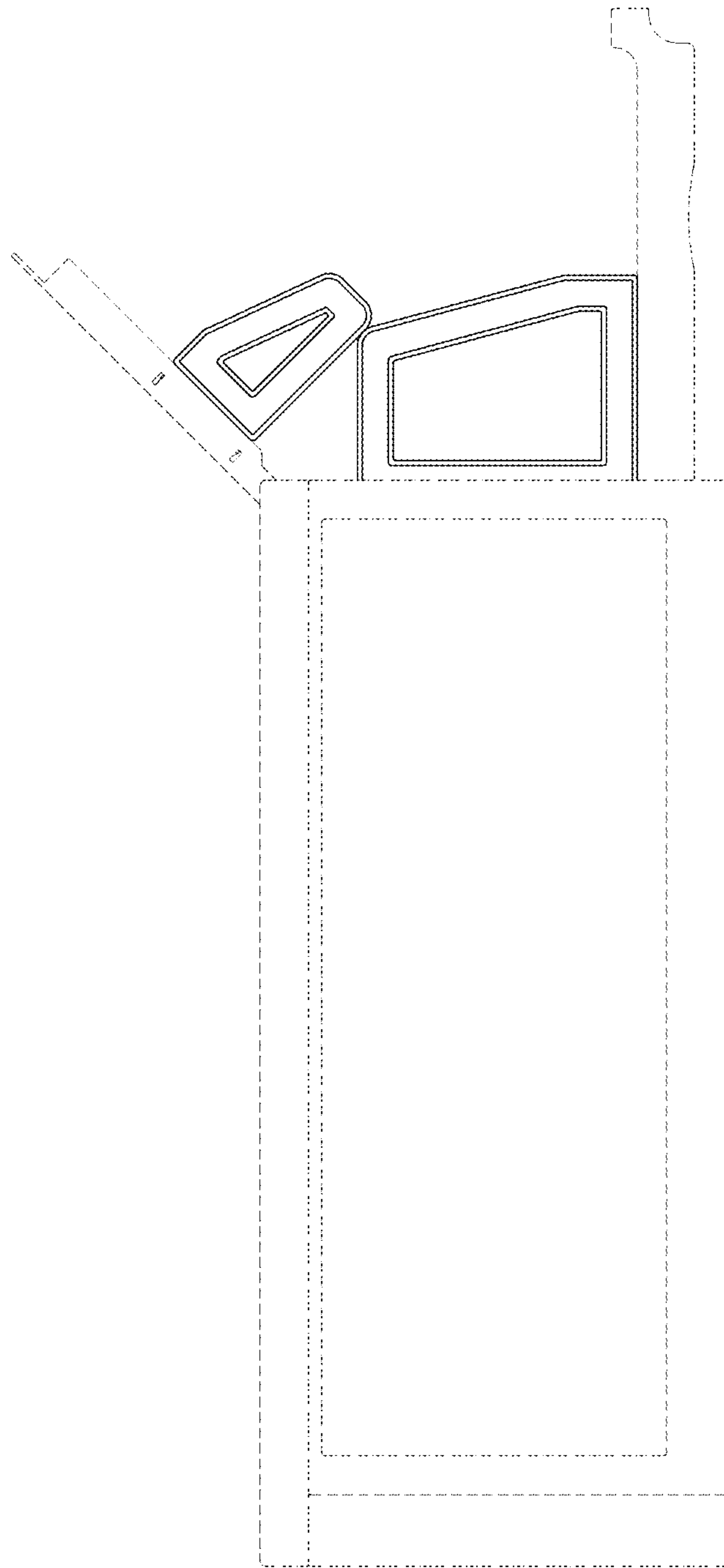


FIG. 5




FIG. 6

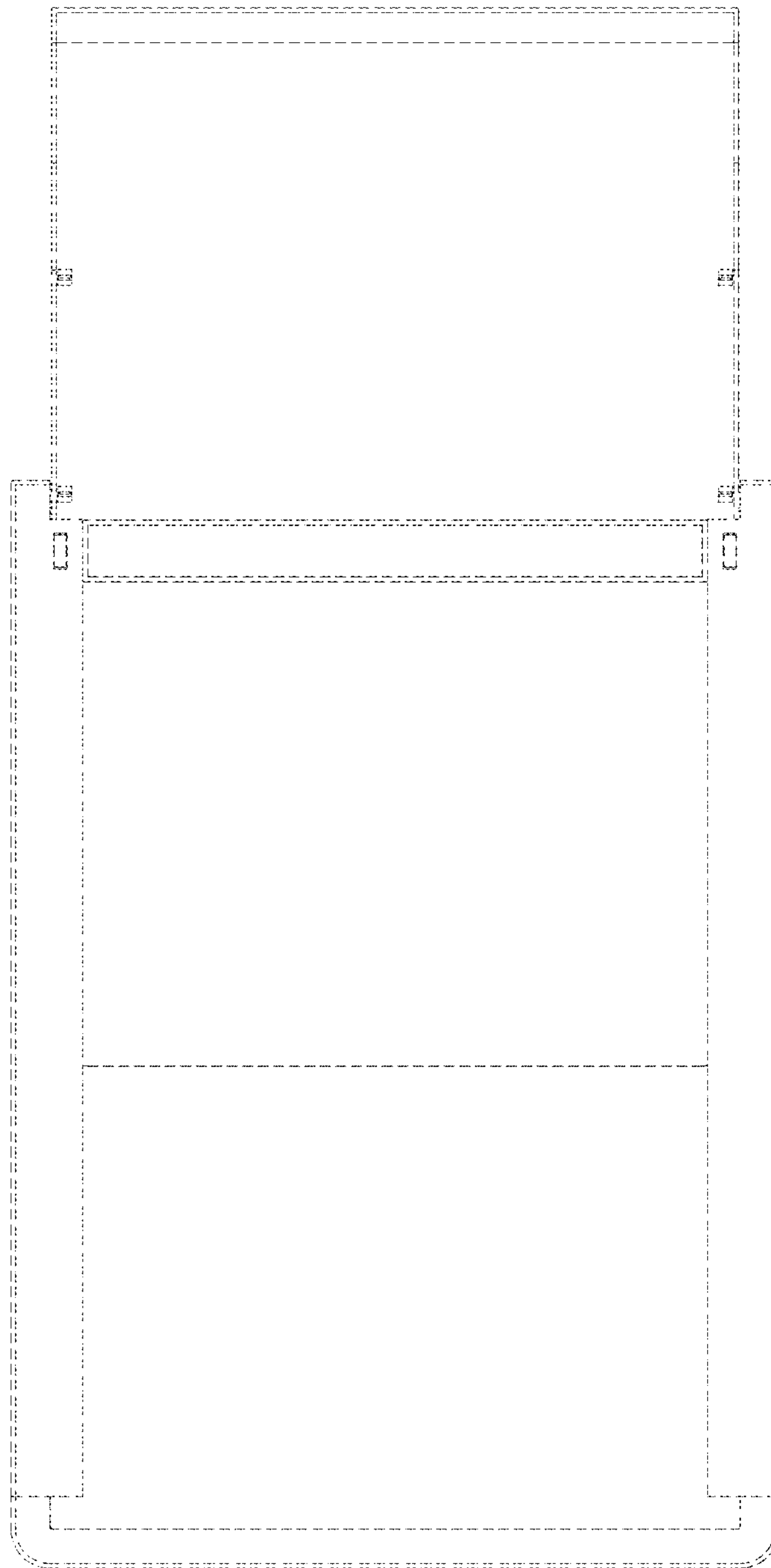


FIG. 7