



US00D984876S

(12) **United States Design Patent** (10) **Patent No.:** **US D984,876 S**
Lu (45) **Date of Patent:** **** May 2, 2023**

(54) **SHEPHERD HOOK**
(71) Applicant: **Jiangsu Mingqian Intellectual Property Co., Ltd., Wuxi (CN)**
(72) Inventor: **Guoqing Lu, Wuxi (CN)**
(73) Assignee: **Jiangsu Mingqian Intellectual Property Co., Ltd., Wuxi (CN)**
(**) Term: **15 Years**
(21) Appl. No.: **29/844,001**
(22) Filed: **Jun. 25, 2022**
(51) **LOC (14) Cl.** **08-11**
(52) **U.S. Cl.**
USPC **D8/367**
(58) **Field of Classification Search**
USPC D8/367, 351, 354, 349; D6/404;
D26/138; 248/215, 175
CPC A47G 25/0607; A47K 10/04; G09F 17/00
See application file for complete search history.

(56) **References Cited**

U.S. PATENT DOCUMENTS

D31,995 S * 12/1899 Alker D8/370
1,333,692 A * 3/1920 Wester A47G 25/0607
24/598.7
4,979,712 A * 12/1990 Rios A47K 10/04
248/215
D337,849 S * 7/1993 Bradley D26/138
D392,853 S * 3/1998 Hardison D6/403
6,015,122 A * 1/2000 Qui E01F 9/685
40/606.19
D423,915 S * 5/2000 Rehmert D8/367
D424,912 S * 5/2000 Rehmert D8/367
D434,972 S * 12/2000 Rehmert D8/367
D443,153 S * 6/2001 Thomas D8/367
D469,340 S 1/2003 Rehmert et al.
D470,036 S * 2/2003 Rehmert D8/367

D648,208 S * 11/2011 Platt D8/367
D661,574 S * 6/2012 Platt D8/367
D668,938 S * 10/2012 Morales D8/367
8,387,292 B1 * 3/2013 Rasmus G09F 17/00
116/173
D679,920 S * 4/2013 Terol D6/405
D692,252 S * 10/2013 Cute D6/404
D702,540 S * 4/2014 Kacines D8/367
D734,134 S * 7/2015 Bauerle D8/372
D783,387 S * 4/2017 Wilson D8/356
D784,119 S * 4/2017 Brooks D8/367
10,213,056 B1 * 2/2019 Gallo A47K 10/04
11,168,833 B2 * 11/2021 Lawson F16M 13/00
D950,141 S 4/2022 Dong
D952,448 S 5/2022 Yang
D957,986 S * 7/2022 Huang D8/367
2006/0016943 A1 * 1/2006 Thompson A47J 33/00
248/175
2008/0272269 A1 * 11/2008 Moravsky A45F 5/02
248/692
2009/0013921 A1 * 1/2009 Yun G09F 17/00
206/223

(Continued)

Primary Examiner — Cynthia R Underwood
(74) *Attorney, Agent, or Firm* — Shen Huang


(57) **CLAIM**

The ornamental design for a shepherd hook, as shown and described.

DESCRIPTION

FIG. 1 is a front perspective view of a shepherd hook, showing my new design;
FIG. 2 is a front elevation view thereof;
FIG. 3 is a rear elevation view thereof;
FIG. 4 is a left side elevation view thereof;
FIG. 5 is a right side elevation view thereof;
FIG. 6 is a top plan view thereof;
FIG. 7 is a bottom plan view thereof; and,
FIG. 8 is a bottom perspective view thereof.

1 Claim, 8 Drawing Sheets



(56)

References Cited

U.S. PATENT DOCUMENTS

2017/0251792 A1* 9/2017 Brooks E02D 5/801

* cited by examiner




FIG. 1

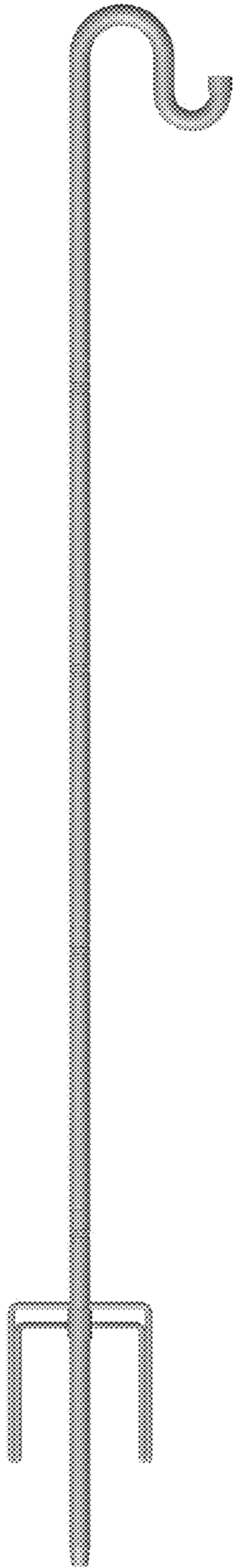


FIG. 2




FIG. 3




FIG. 4




FIG. 5




FIG. 6

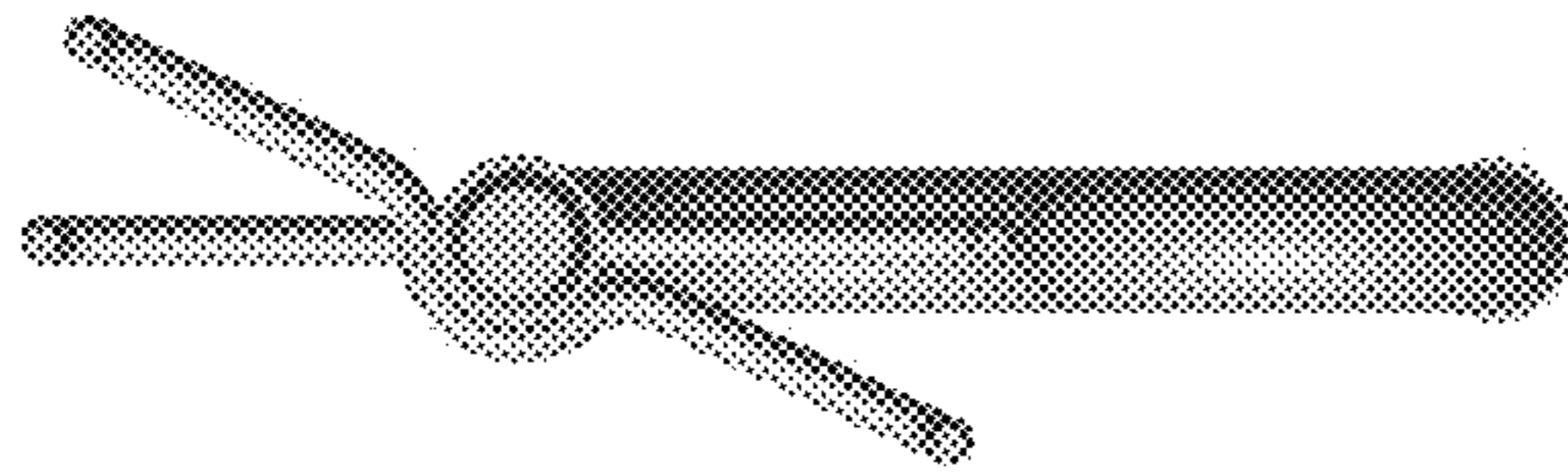


FIG. 7




FIG. 8