



US00D984831S

(12) **United States Design Patent** (10) **Patent No.:** **US D984,831 S**
Wang (45) **Date of Patent:** **** May 2, 2023**

- (54) **CABINET**
- (71) Applicant: **Lifeng Wang**, Luoyong (CN)
- (72) Inventor: **Lifeng Wang**, Luoyong (CN)
- (**) Term: **15 Years**
- (21) Appl. No.: **29/843,667**
- (22) Filed: **Jun. 23, 2022**

D971,648 S * 12/2022 Xiao D6/671
 D972,343 S * 12/2022 Xiao D6/671
 2013/0134850 A1* 5/2013 Berkowitz A47B 67/04
 312/334.7

OTHER PUBLICATIONS

Bedroom Armoire with Drawer in Timber Oak, sauder.com, Retrieved Date: Feb. 25, 2023, p. 1, from <https://www.sauder.com/furniture/433519/bedroom-armoire-with-drawer-in-timber-oak> (Year: 2023).*

* cited by examiner

Primary Examiner — Mimosa De

(74) *Attorney, Agent, or Firm* — Daniel M. Cohn; Howard M. Cohn

Related U.S. Application Data

(63) Continuation-in-part of application No. 29/830,876, filed on Mar. 16, 2022.

(51) **LOC (14) Cl.** **06-04**

(52) **U.S. Cl.**
USPC **D6/671.1**

(58) **Field of Classification Search**

USPC D6/663, 664, 671, 671.1, 671.2, 671.3,
 D6/671.4, 705, 705.2, 705.5
 CPC A47B 47/00; A47B 17/04; A47B 45/00;
 A47B 47/03; A47B 47/04; A47B 63/00;
 A47B 67/00; A47B 67/04; A47B 88/00;
 A47B 88/40; A47B 88/42; A47B 47/02;
 A47B 47/05

See application file for complete search history.

(57) **CLAIM**

The ornamental design for a cabinet, as shown and described.

DESCRIPTION

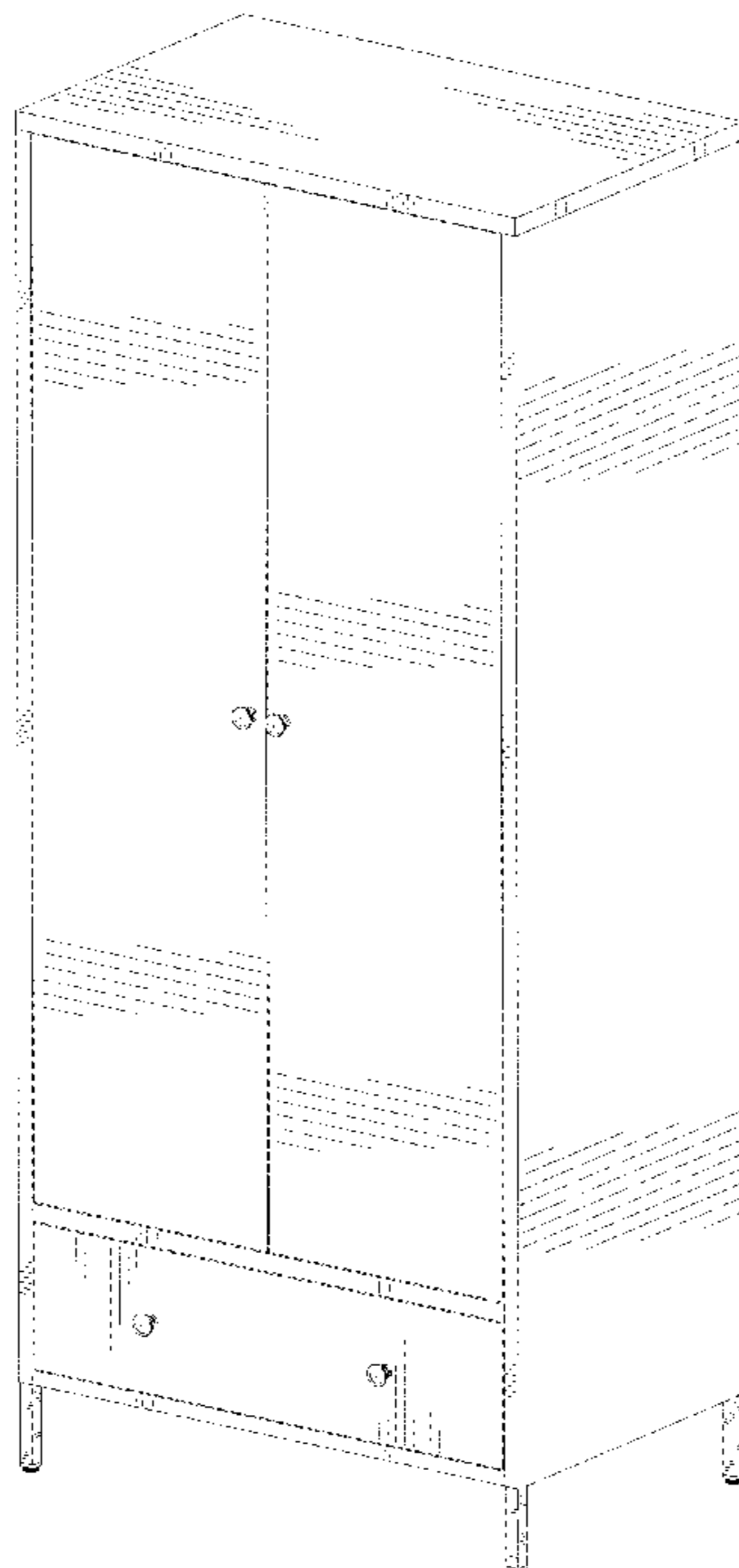
FIG. 1 is a perspective view of a cabinet showing my new design;
 FIG. 2 is another perspective view thereof;
 FIG. 3 is a front elevational view thereof;
 FIG. 4 is a rear elevational view thereof;
 FIG. 5 is a left side elevational view thereof;
 FIG. 6 is a right side elevational view thereof;
 FIG. 7 is a top plan view thereof;
 FIG. 8 is a bottom plan view thereof; and,
 FIG. 9 is an enlarged view of portion 9 shown in FIG. 2.
 The dash-dash broken lines in the drawings depict portions of the cabinet that form no part of the claimed design. The dot-dash broken lines represent boundaries of the enlarged portions and form no part of the claimed design.

(56) **References Cited**

U.S. PATENT DOCUMENTS

D242,968 S * 1/1977 Gulick D6/671.1
 D508,796 S * 8/2005 Juneau D6/671.1
 D797,475 S * 9/2017 Awad D6/671
 D933,402 S * 10/2021 Karlsson D6/671.1
 D965,354 S * 10/2022 Wang D6/671.1

1 Claim, 9 Drawing Sheets



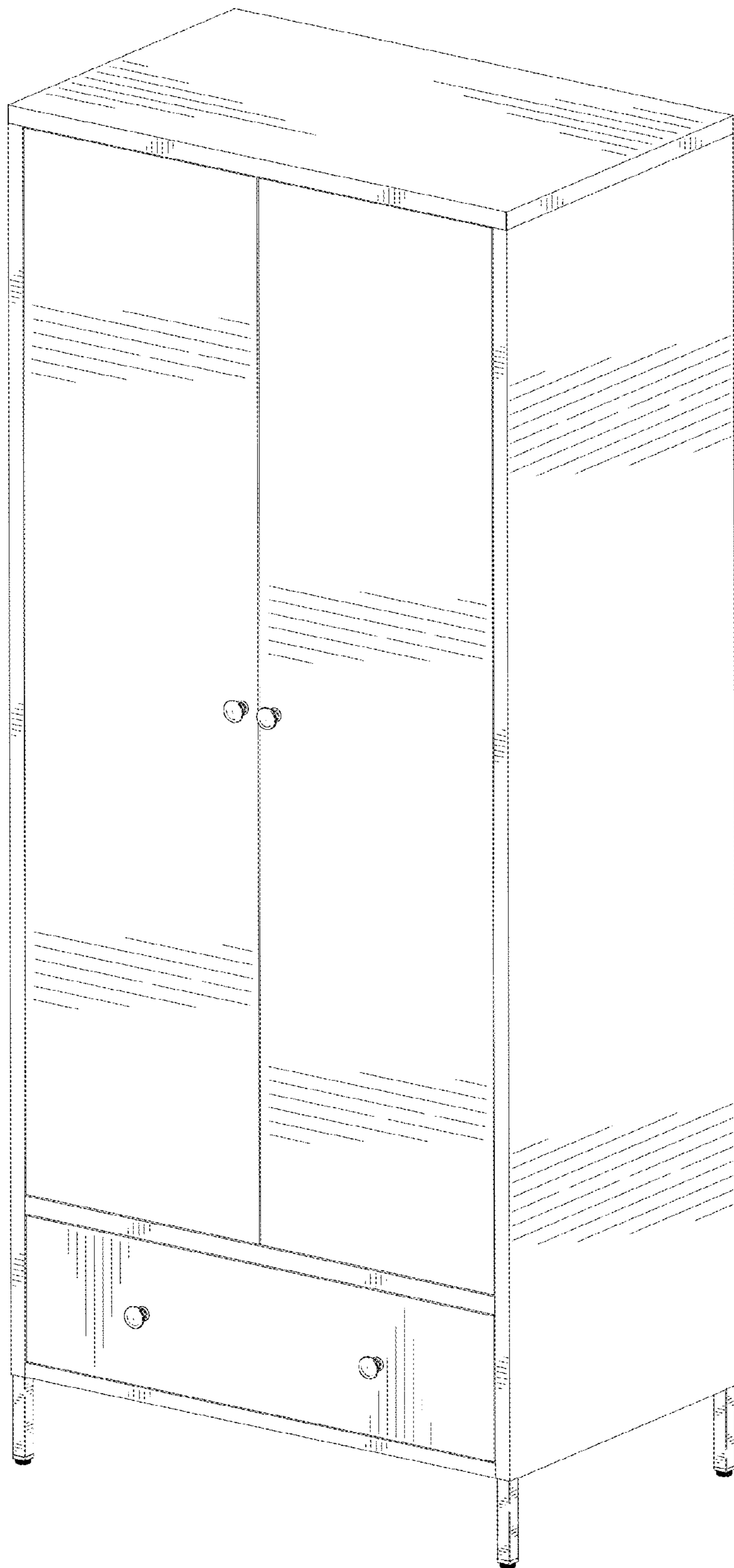


FIG. 1




FIG. 2




FIG. 3




FIG. 4




FIG. 5




FIG. 6

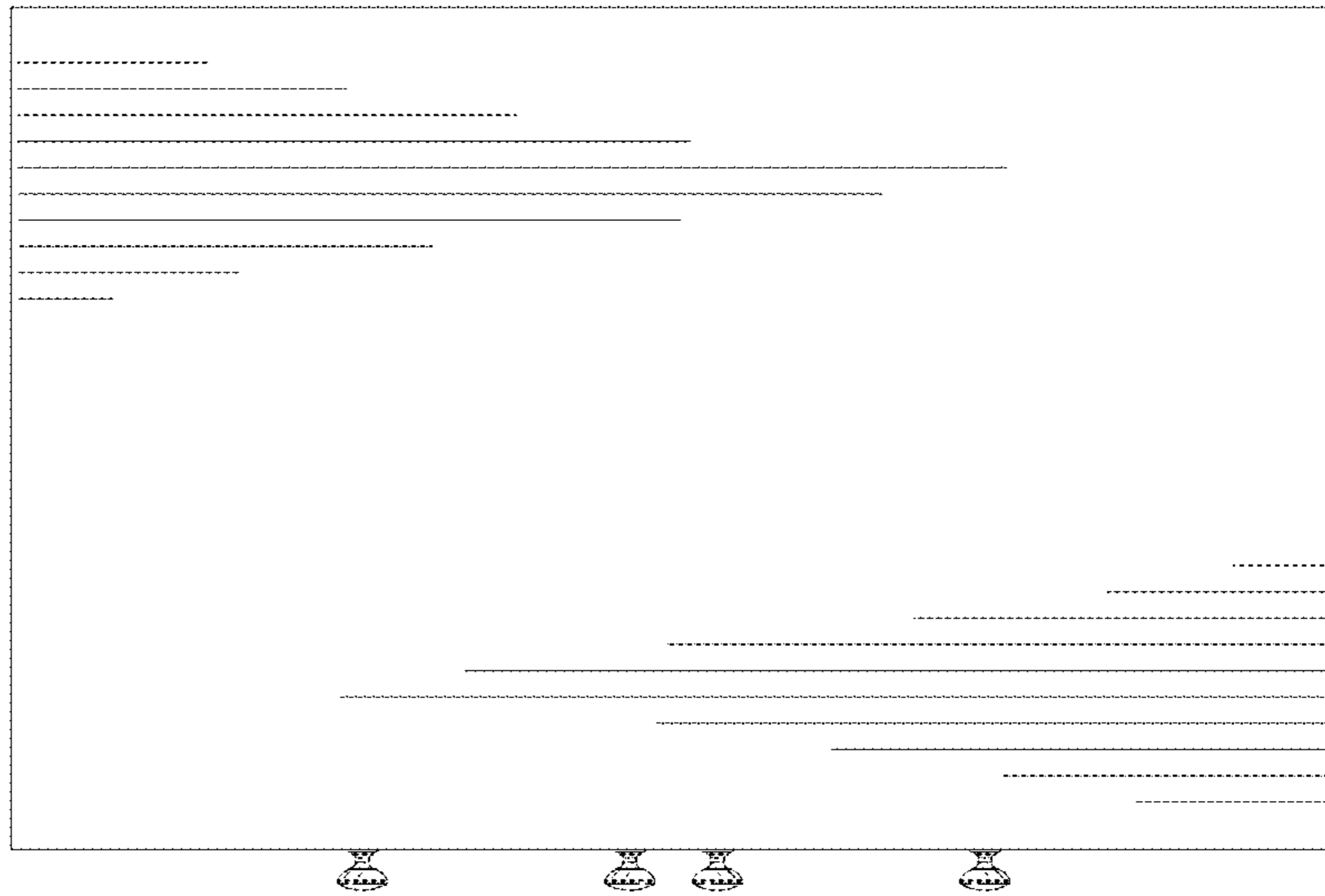


FIG. 7




FIG. 8



FIG. 9