



US00D984815S

(12) **United States Design Patent** (10) **Patent No.:** **US D984,815 S**
Hu (45) **Date of Patent:** **** May 2, 2023**

(54) **CHAIR**

(71) Applicant: **Comfort Office Furniture Co., Ltd**
Guangdong, Guangzhou (CN)

(72) Inventor: **Guoqiang Hu, Guangzhou (CN)**

(73) Assignee: **COMFORT OFFICE FURNITURE**
CO., LTD GUANGDONG, Guangzhou
(CN)

(**) Term: **15 Years**

(21) Appl. No.: **29/805,500**

(22) Filed: **Aug. 27, 2021**

(30) **Foreign Application Priority Data**

Apr. 8, 2021 (CN) 202130196562.9

(51) **LOC (14) Cl.** **06-01**

(52) **U.S. Cl.**
USPC **D6/360; D6/372**

(58) **Field of Classification Search**
USPC D6/334, 349, 355, 360, 371, 372, 373,
D6/380, 716, 716.1, 716.4
CPC .. A47C 3/023; A47C 3/04; A47C 3/18; A47C
9/02; A47C 9/025
See application file for complete search history.

(56) **References Cited**

U.S. PATENT DOCUMENTS

D176,880 S *	2/1956	Phillips	D6/349
D533,728 S *	12/2006	Martin	D6/372
D553,872 S *	10/2007	Martin	D6/373
D606,343 S *	12/2009	Muller	D6/716.4
D670,926 S *	11/2012	Ukmar	D6/349
D766,002 S *	9/2016	Wu	D6/360
D792,141 S *	7/2017	Su	D6/373

D799,227 S *	10/2017	Martinez	D6/373
D807,091 S *	1/2018	Morrison	D6/375
D814,814 S *	4/2018	Spoelhof	D6/349
D891,796 S *	8/2020	Li	D6/349
D897,704 S *	10/2020	Giotti	D6/360

OTHER PUBLICATIONS

Design 304319622, Application date Jun. 15, 2017, country code CN, publication date Oct. 20, 2017, owner Huang weiren (Year: 2017).*

Design 003100262-0004, Application date Apr. 29, 2016, country code EU, publication date May 18, 2016, owner Rolf Benz AG & CO. KG., creator Claudia Kleine and Jörg Kürschner (Year: 2016).*

Design 6167221, Application date Sep. 30, 2021, country code GB, publication date Sep. 30, 2021, owner Aussie Union Group (Hongkong) Limited (Year: 2021).*

* cited by examiner

Primary Examiner — Mary Ann Calabrese

Assistant Examiner — Mark David Wolfley

(74) *Attorney, Agent, or Firm* — IPro, PLLC

(57) **CLAIM**

The ornamental design for a chair, as shown and described.

DESCRIPTION

FIG. 1 is a top, front, right perspective view of an ornamental design for a chair showing my new design;

FIG. 2 is a bottom, rear, left perspective view thereof;

FIG. 3 is a front view thereof;

FIG. 4 is a rear view thereof;

FIG. 5 is a left side view thereof;

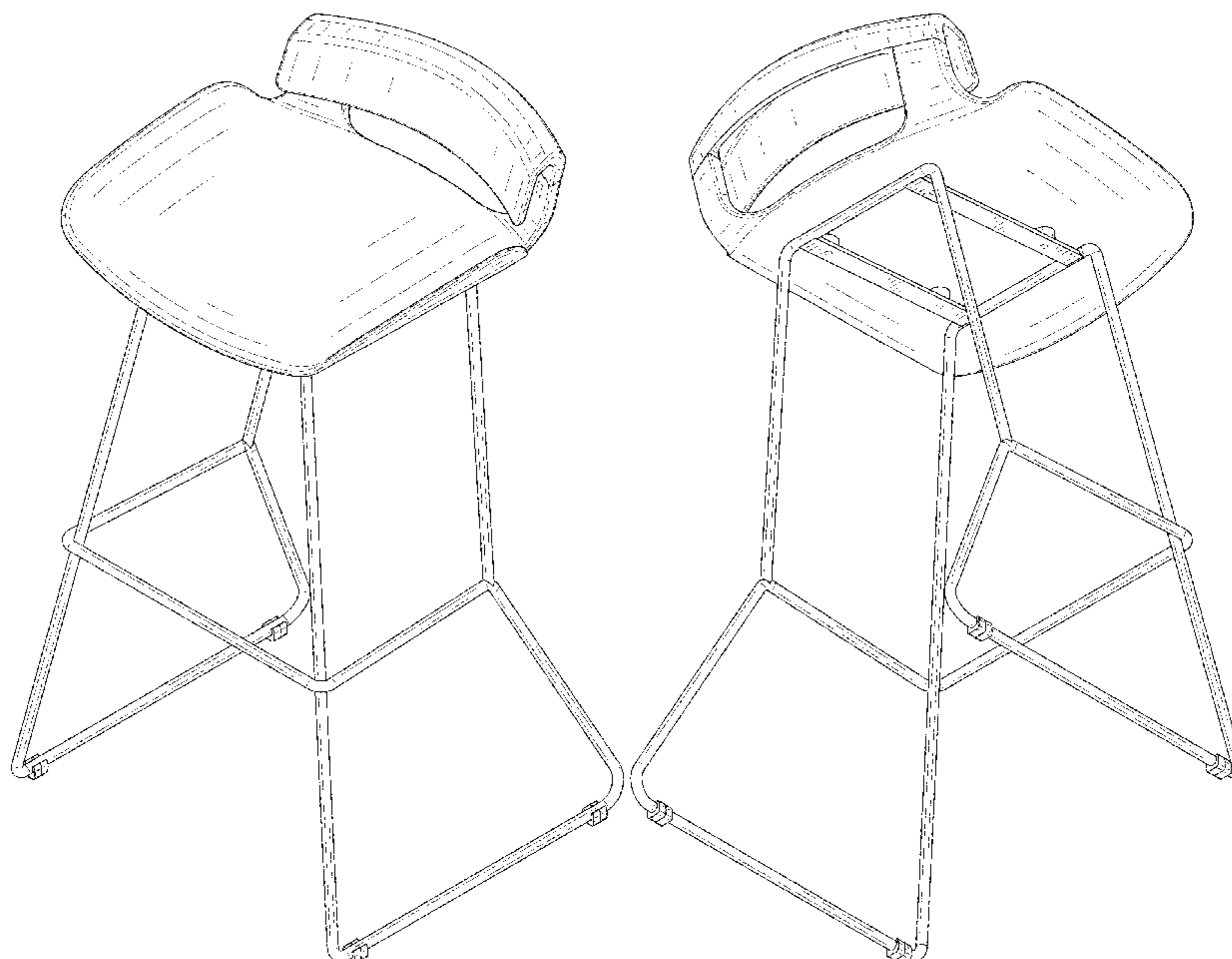
FIG. 6 is a right side view thereof;

FIG. 7 is a top view thereof; and,

FIG. 8 is a bottom view thereof.

The broken lines in the drawings depict portions of the chair that form no part of the claimed design.

1 Claim, 8 Drawing Sheets






FIG. 1

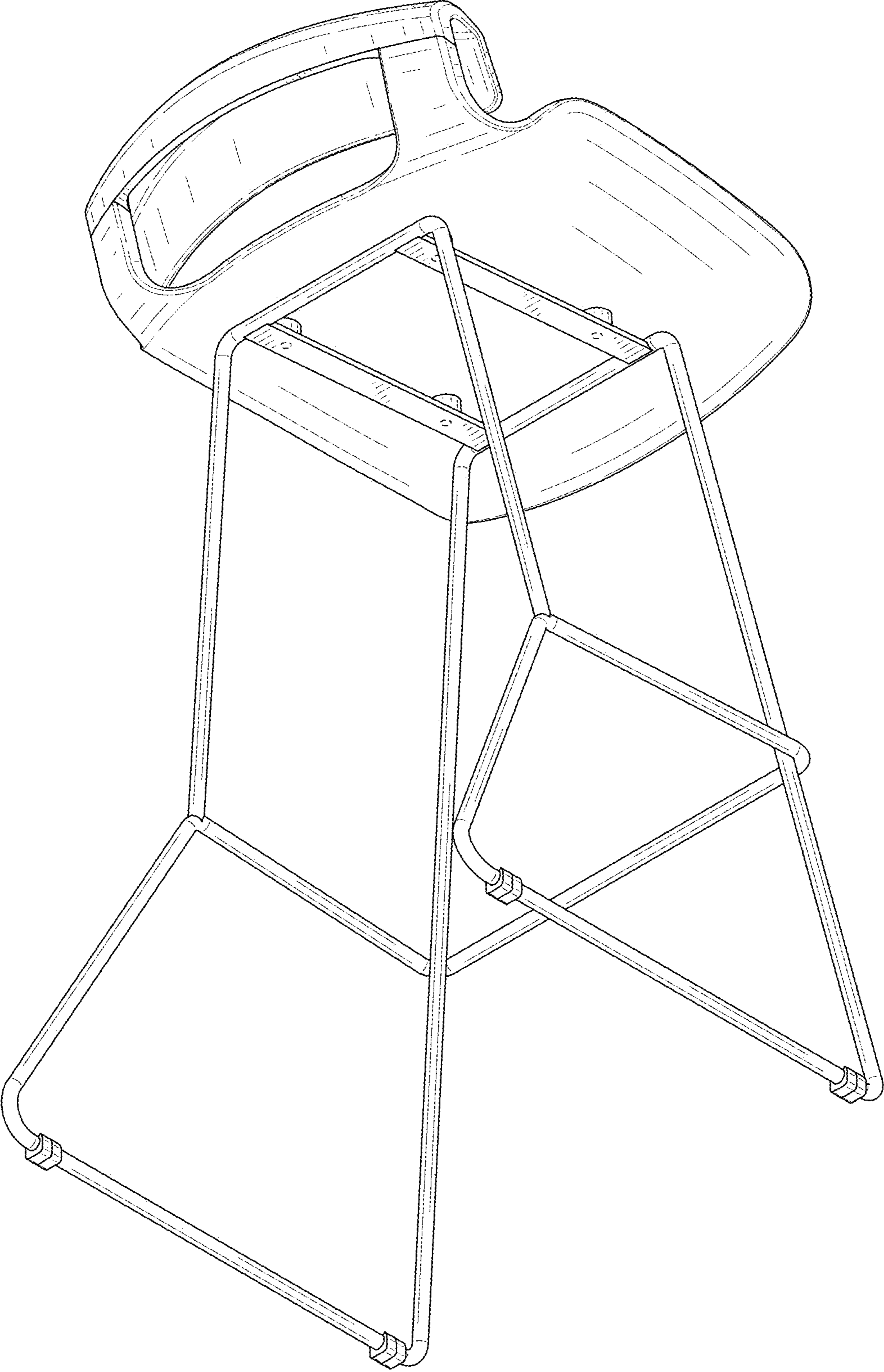


FIG. 2

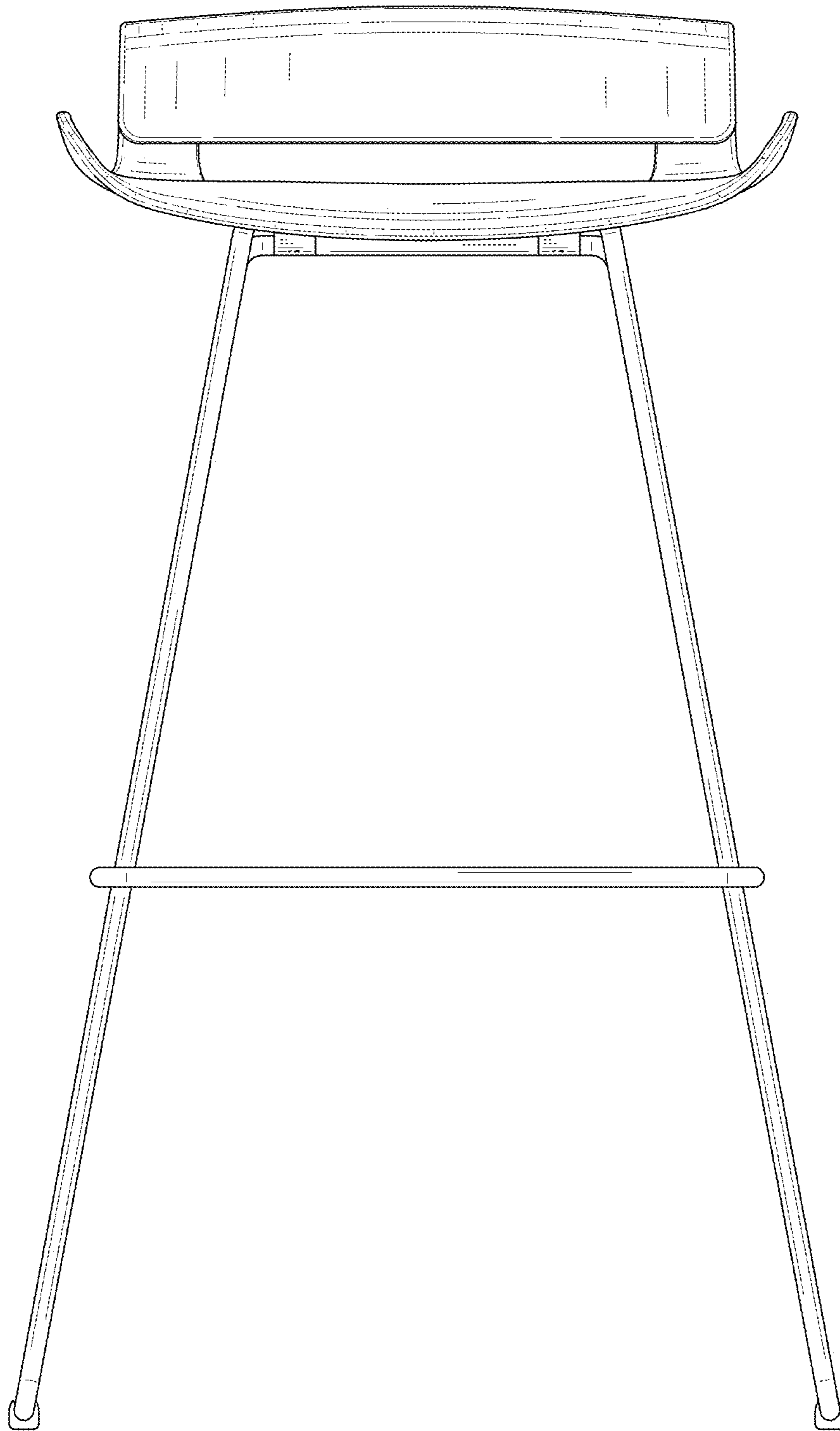


FIG. 3

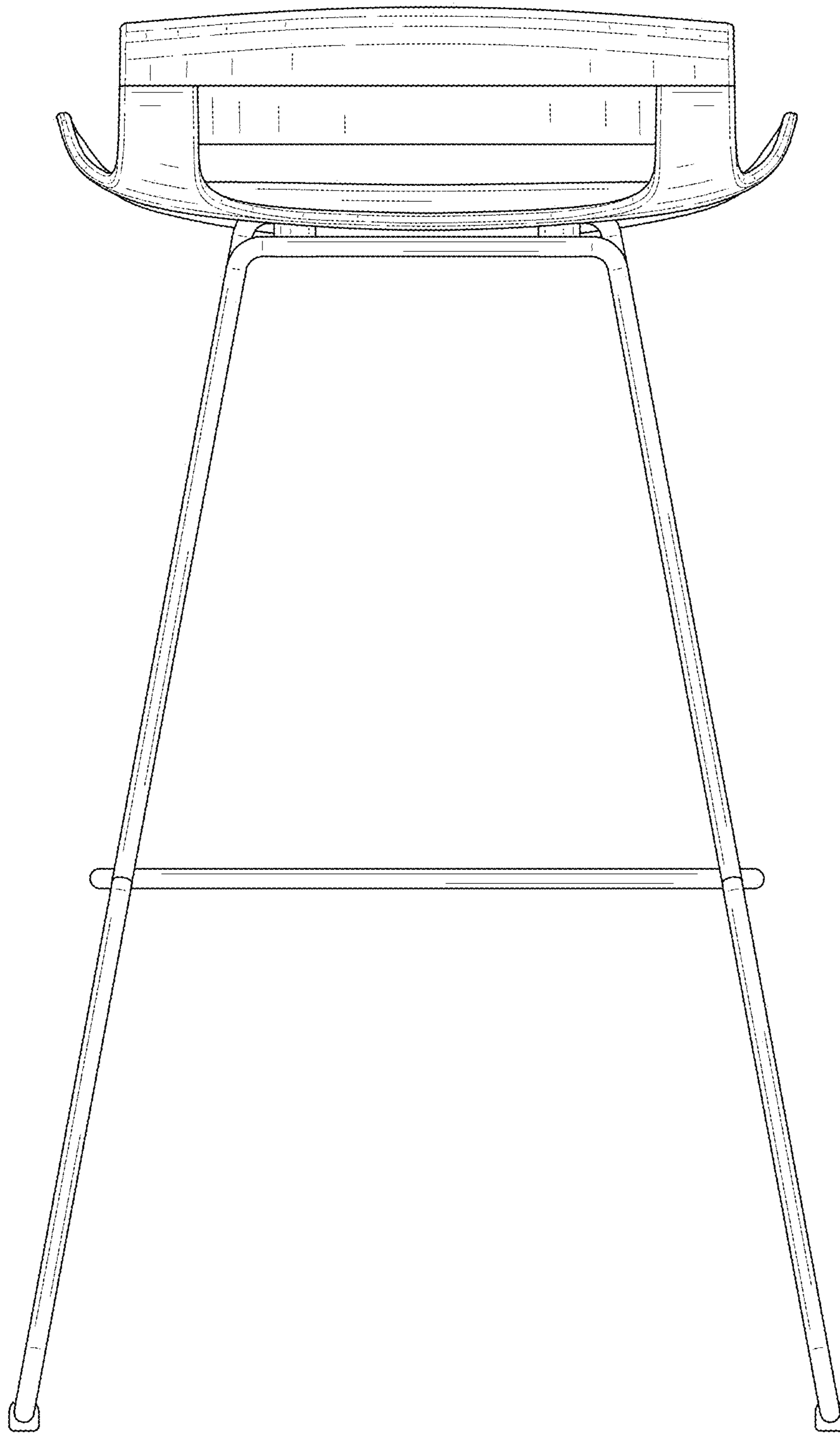


FIG. 4




FIG. 5




FIG. 6

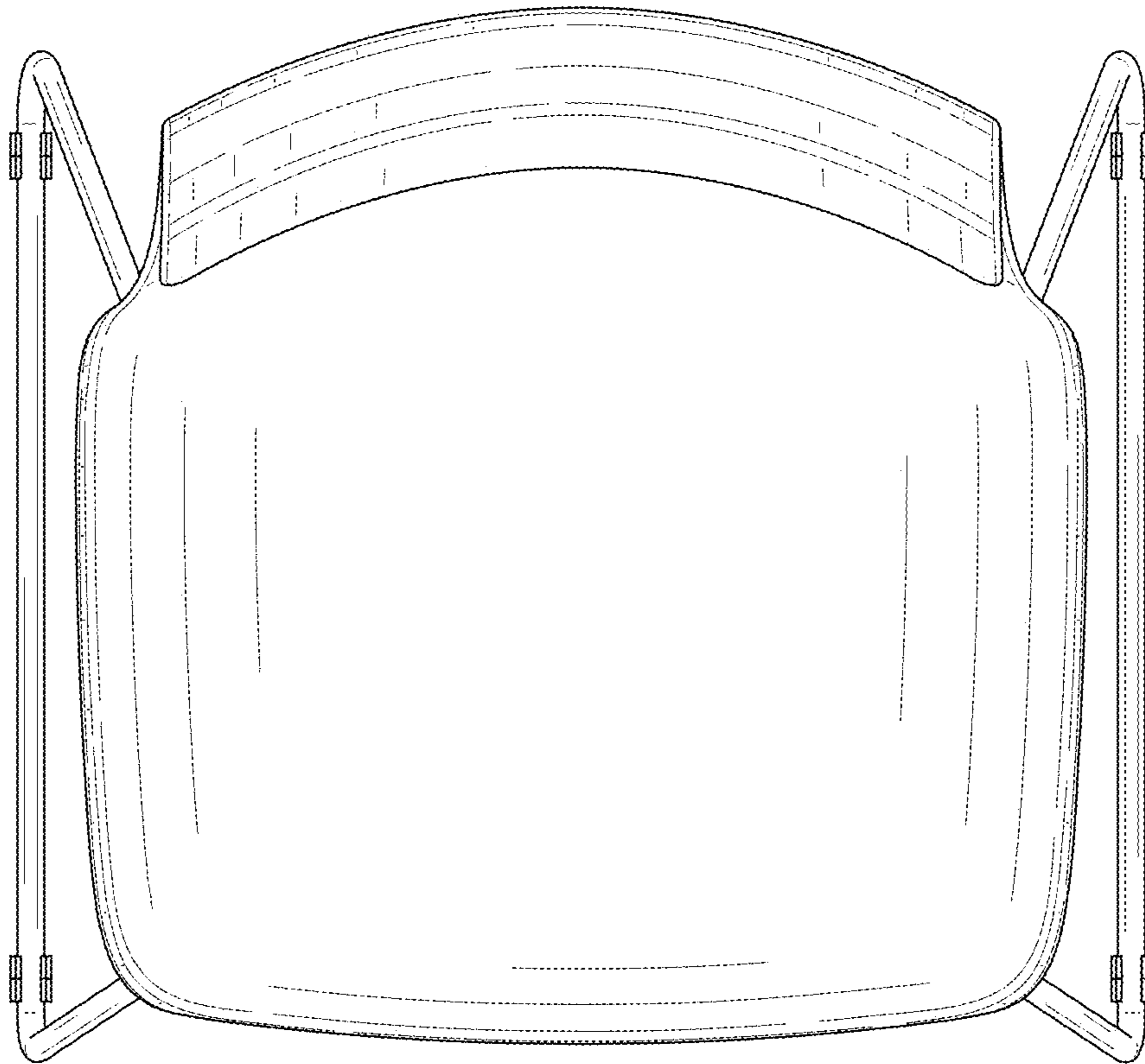


FIG. 7

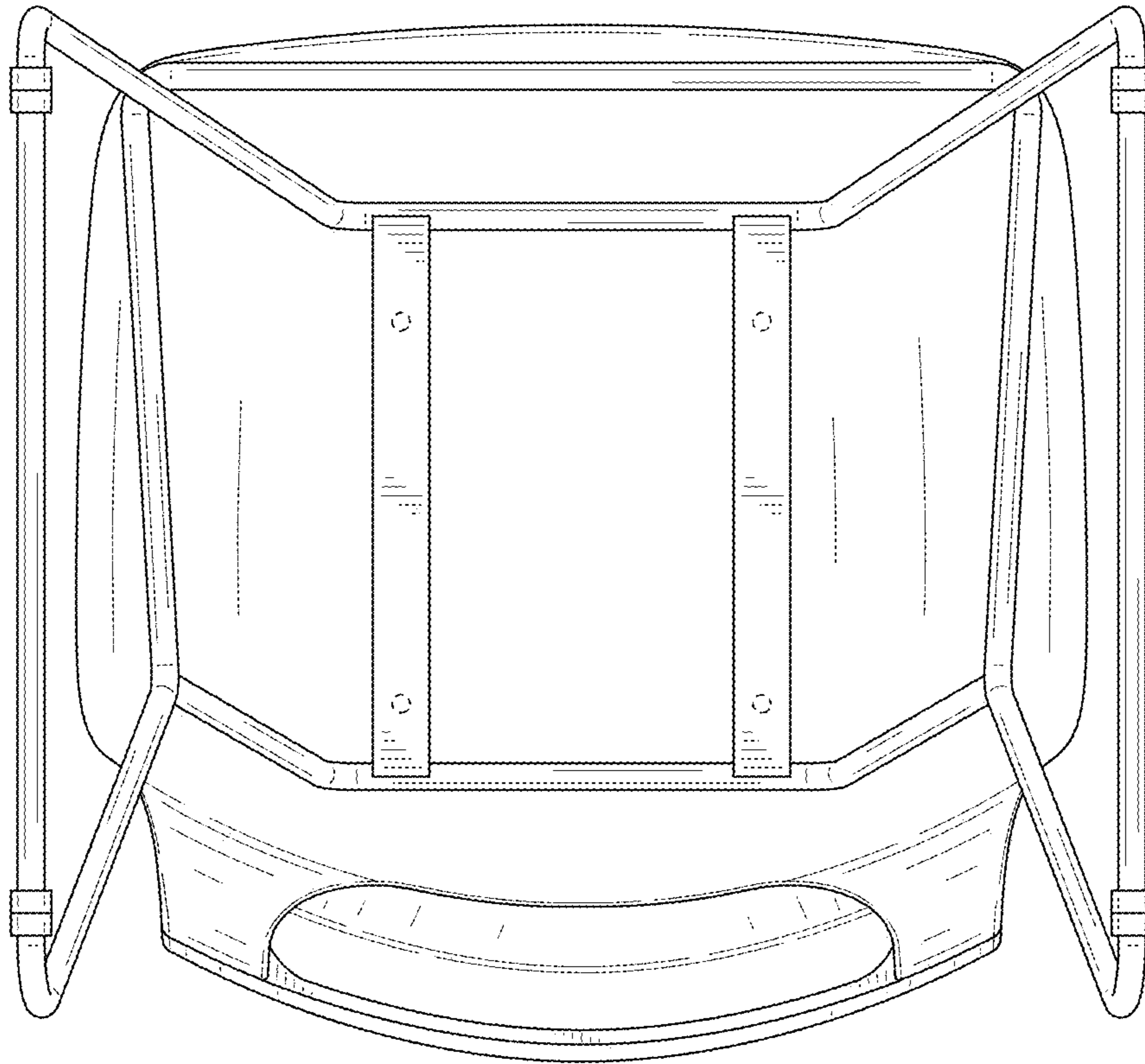


FIG. 8