



US00D984809S

(12) **United States Design Patent**
Huneau et al.

(10) **Patent No.:** **US D984,809 S**

(45) **Date of Patent:** **** May 2, 2023**

(54) **LONG-HANDLED BRUSH**

(71) Applicant: **A. Richard Tools Co. / Outils A. Richard Co.**, Berthierville (CA)

(72) Inventors: **Alexandre Huneau**, Laval (CA);
Francois Panfili, Berthierville (CA)

(73) Assignee: **A. Richard Tools Co. / Outils A. Richard Co.**, Berthierville (CA)

(**) Term: **15 Years**

(21) Appl. No.: **29/754,034**

(22) Filed: **Oct. 6, 2020**

(51) **LOC (14) Cl.** **04-01**

(52) **U.S. Cl.**

USPC **D4/118**; D4/130

(58) **Field of Classification Search**

USPC D4/100, 102, 114, 115, 116, 117, 118,
D4/119, 120, 121, 122, 123, 124, 125,

(Continued)

(56) **References Cited**

U.S. PATENT DOCUMENTS

2,792,584 A * 5/1957 Fryda A47L 1/06
D4/118
3,094,728 A * 6/1963 White A46B 17/08
D4/118

(Continued)

FOREIGN PATENT DOCUMENTS

CN 304574727 * 4/2018
RU 00070633 * 9/2009

OTHER PUBLICATIONS

Long Handle Wire Brush (Nylon Wires) by A. Richard Tools (on-line). [Publication date Aug. 5, 2021]. [Retrieved from the Internet on Dec. 7, 2022.] URL: <<https://web.archive.org/web/>

20210805043515/<https://www.arichardscanada.com/product-page/long-handle-wire-brush-nylon-wires>> (Year: 2021).*

(Continued)

Primary Examiner — Karen E Eldridge Powers

(74) *Attorney, Agent, or Firm* — Louis J. Franco; Law Office of Louis J. Franco

(57) **CLAIM**

The ornamental design for a long-handled brush, as shown and described.

DESCRIPTION

FIG. 1 is a front, top and left side perspective view of our design for a first embodiment of a long-handled brush;

FIG. 2 is a left side elevation view of the long-handled brush of FIG. 1;

FIG. 3 is a right side elevation view of the long-handled brush of FIG. 1;

FIG. 4 is a top plan view of the long-handled brush of FIG. 1;

FIG. 5 is a bottom plan view of the long-handled brush of FIG. 1;

FIG. 6 is a front elevation view of the long-handled brush of FIG. 1;

FIG. 7 is a rear elevation view of the long-handled brush of FIG. 1;

FIG. 8 is a top, front and left side perspective view of our design for a second embodiment of a long-handled brush;

FIG. 9 is a left side elevation view of the long-handled brush of FIG. 8;

FIG. 10 is a right side elevation view of the long-handled brush of FIG. 8;

FIG. 11 is a top plan elevation view of the long-handled brush of FIG. 8;

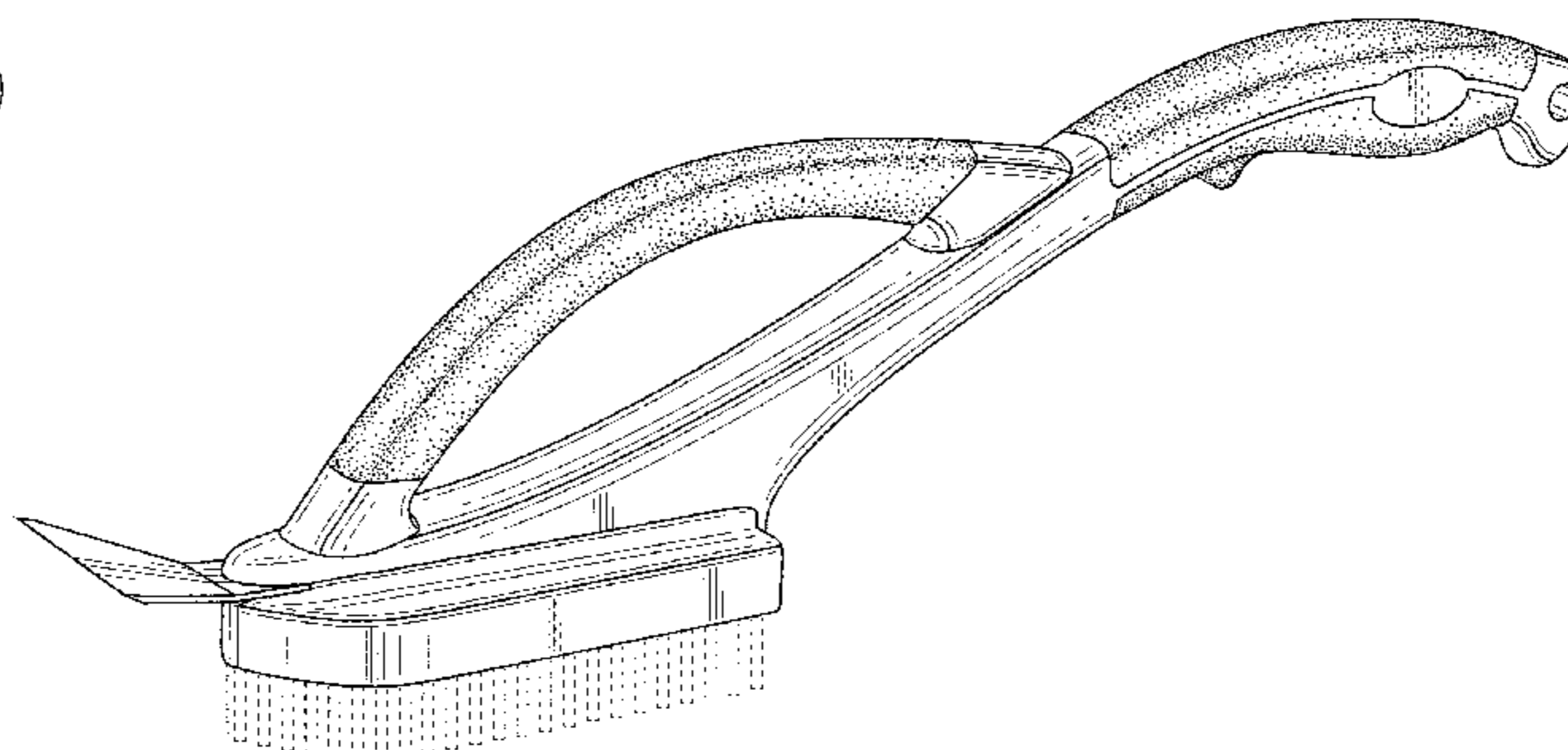
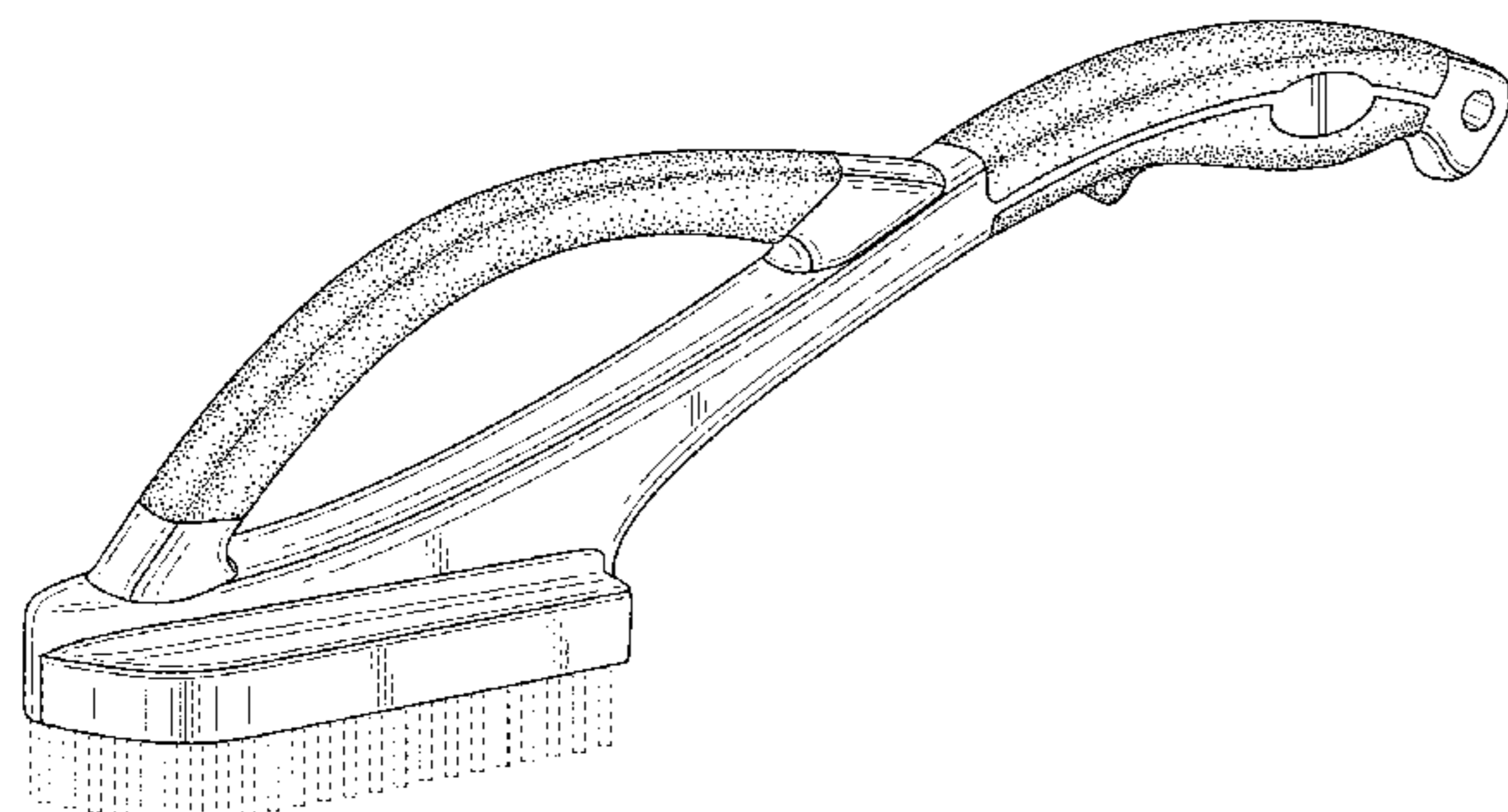
FIG. 12 is a bottom plan elevation view of the long-handled brush of FIG. 8;

FIG. 13 is a front elevation view of the long-handled brush of FIG. 8; and,

FIG. 14 is a rear elevation view of the long-handled brush of FIG. 8.

The broken lines illustrating brush bristles in all figures associated with the first embodiment of FIGS. 1-7 and the

(Continued)



second embodiment of FIGS. 8-14 are directed to environment that forms no part of the claimed design.

1 Claim, 12 Drawing Sheets

(58) Field of Classification Search

USPC D4/126, 127, 128, 129, 130, 131, 132, D4/133, 134, 135, 136, 137, 138, 199; D32/35, 51, 46

CPC .. A46B 3/12; A46B 5/02; A46B 5/021; A46B 2200/30; A46B 2200/3033

See application file for complete search history.

(56) References Cited

U.S. PATENT DOCUMENTS

D200,624 S *	3/1965	Daher	D4/100
D305,962 S *	2/1990	Ibanez	D4/118
D410,147 S *	5/1999	King	D4/138
D416,390 S *	11/1999	Corriveau	D4/118

6,629,331 B2 *	10/2003	Panfil	A47L 13/022 30/169
D547,552 S *	7/2007	Borovicka	D4/138
D547,553 S *	7/2007	Borovicka	D4/138
D555,361 S *	11/2007	Arvinte	D4/129
D555,363 S *	11/2007	Arvinte	D4/134
D562,003 S *	2/2008	Liu	D4/118
D584,870 S *	1/2009	Arvinte	D32/49
D584,871 S *	1/2009	Arvinte	D32/49
D861,272 S *	9/2019	Wong	D32/46
D915,702 S *	4/2021	Liao	D32/46
D945,728 S *	3/2022	Mobley	D32/46
D945,730 S *	3/2022	Mobley	D4/137

OTHER PUBLICATIONS

Long Handle Wire Brush (Nylon Wires) by A. Richard Tools (on-line). [Publication date Dec. 7, 2022]. [Retrieved from the Internet on Dec. 7, 2022.] URL: <https://web.archive.org/web/20221207162423/https://static.wixstatic.com/media/fbb230_77bf147660b942abbf0fc23c84fdb29c~mv2.jpg/v1/fill/w_498,h_498,al_c,q_85,usm_0.66_1.00_0.01/fbb230_77bf147660b942abbf0fc23c84fdb29c~mv2.jpg (Year: 2022).*

* cited by examiner

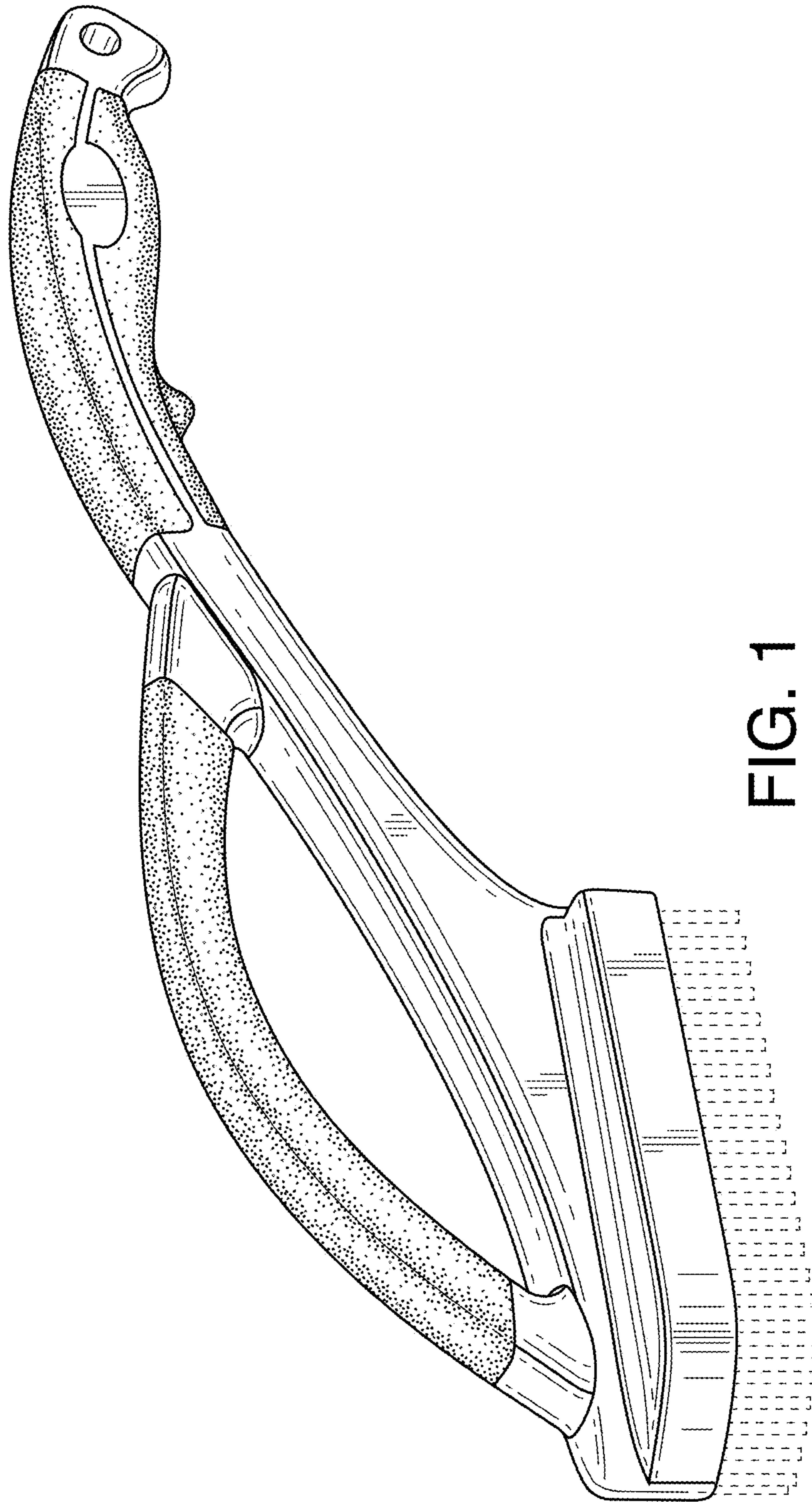


FIG. 1

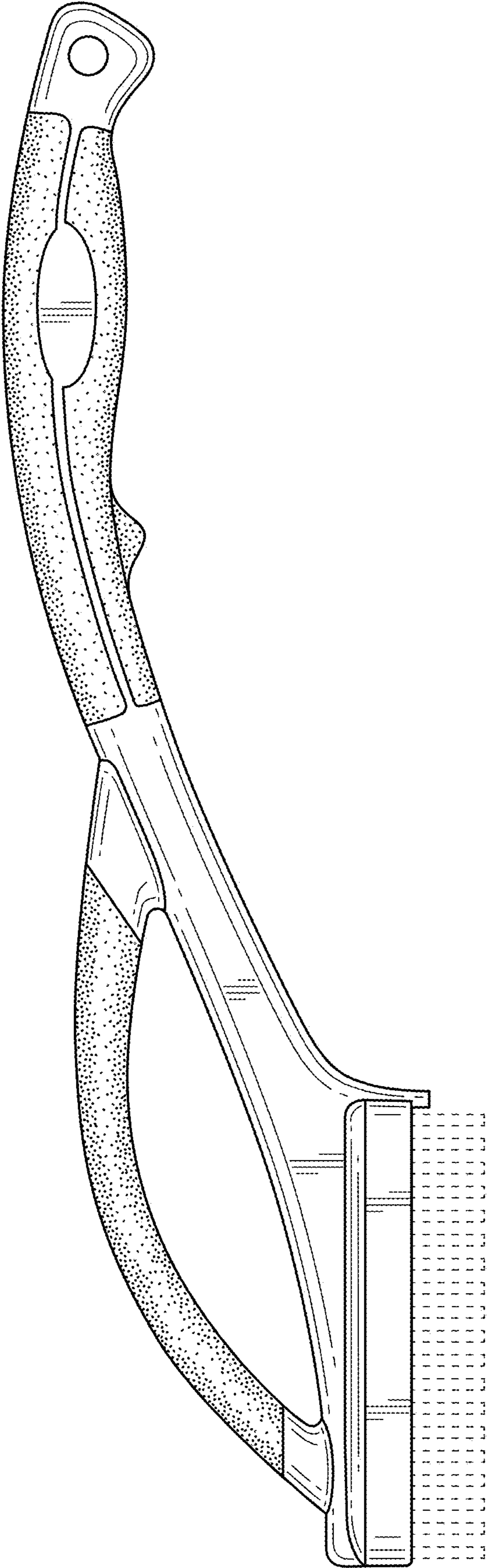


FIG. 2

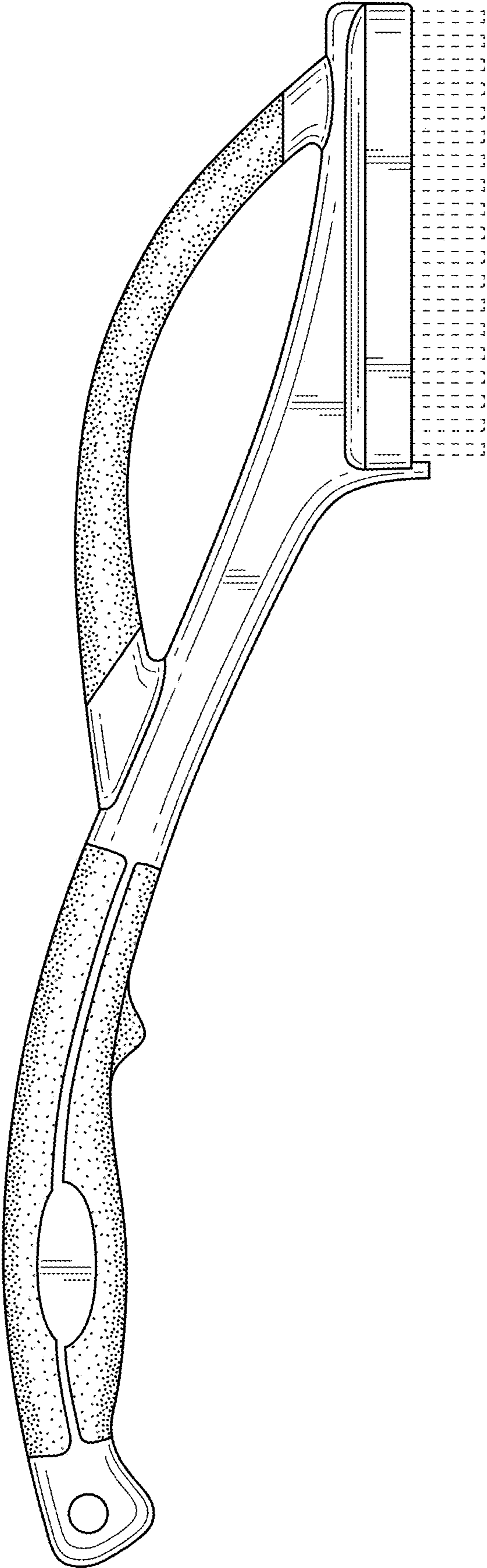


FIG. 3

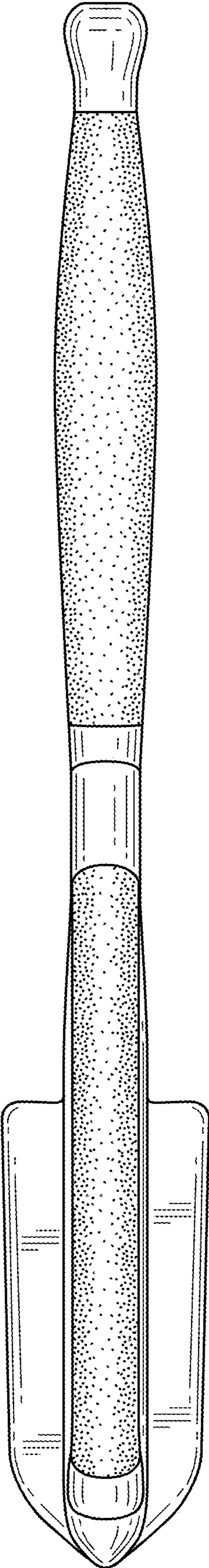


FIG. 4

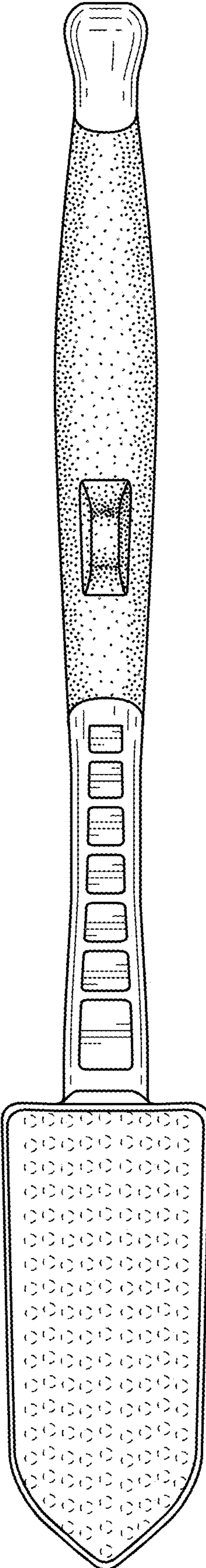


FIG. 5

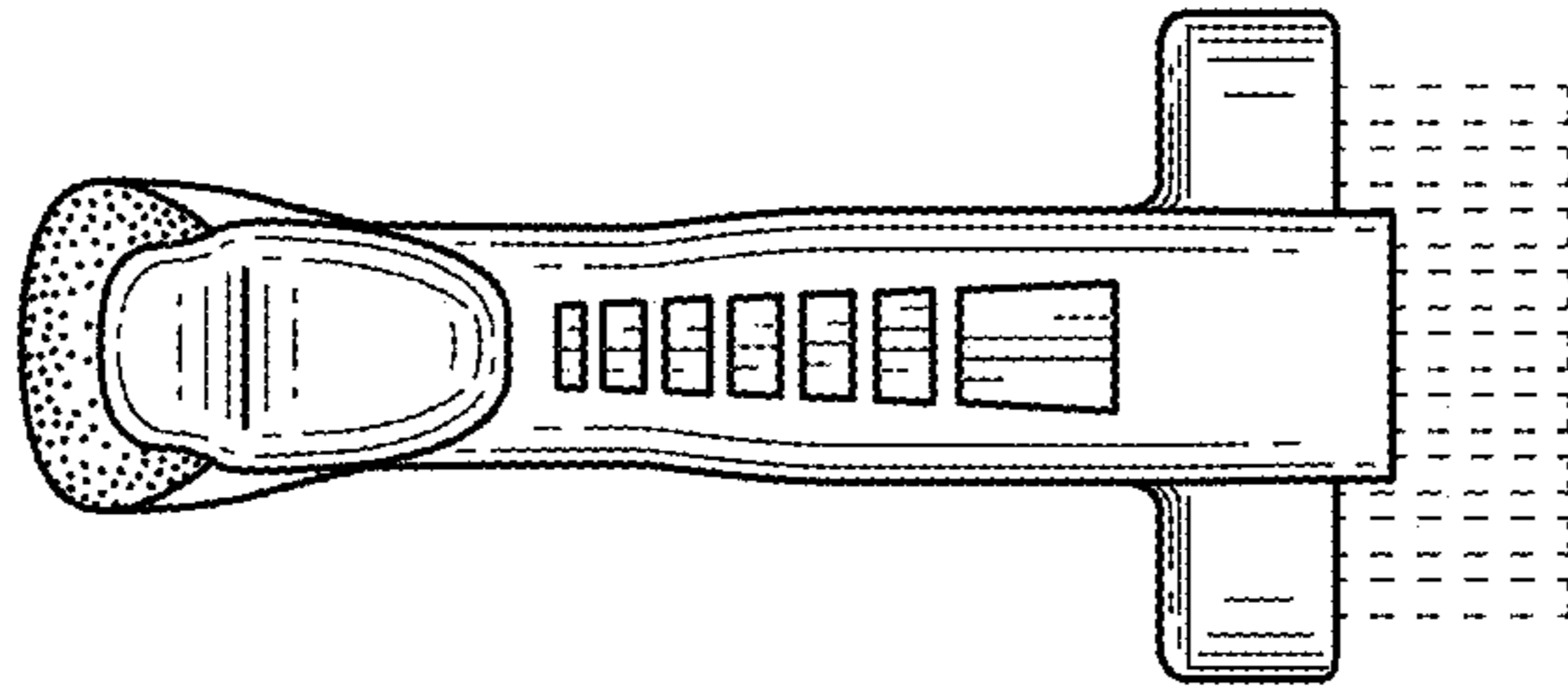


FIG. 7

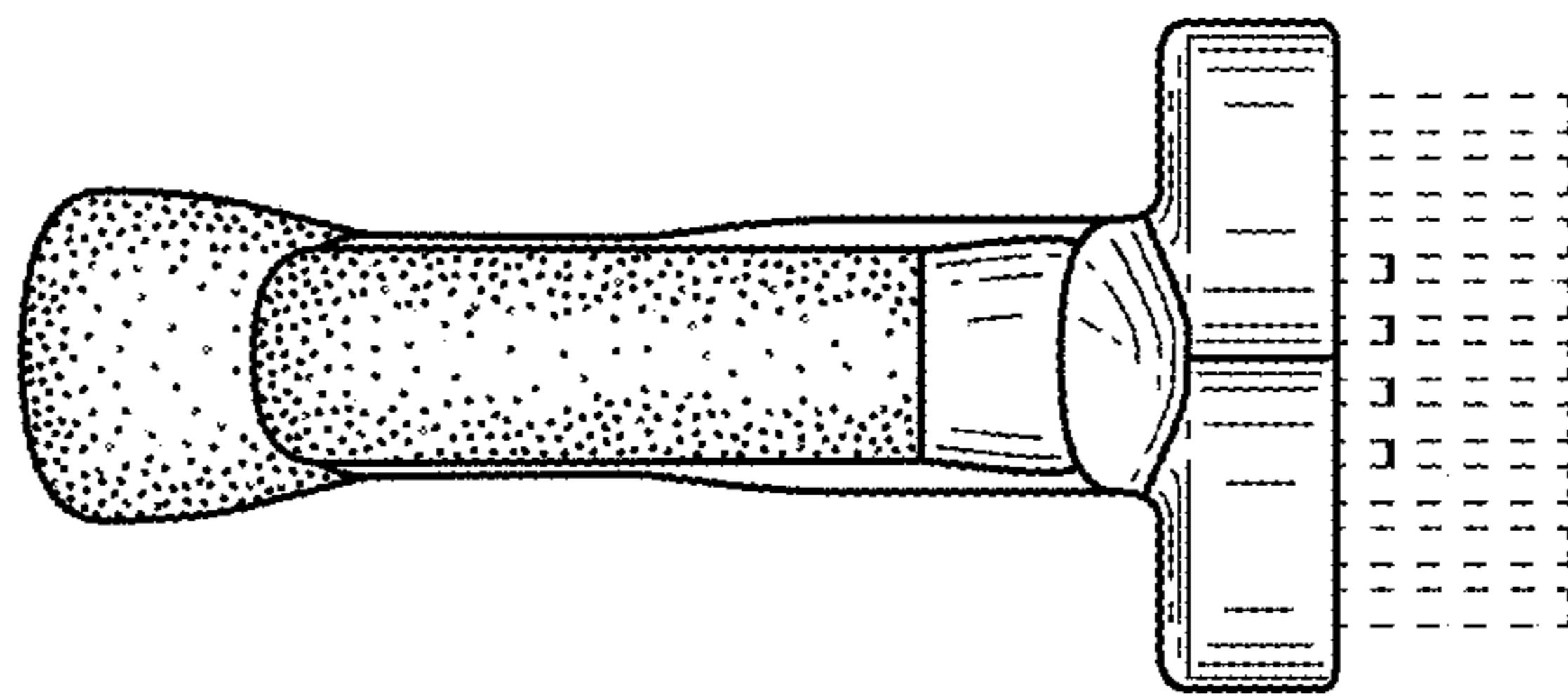


FIG. 6

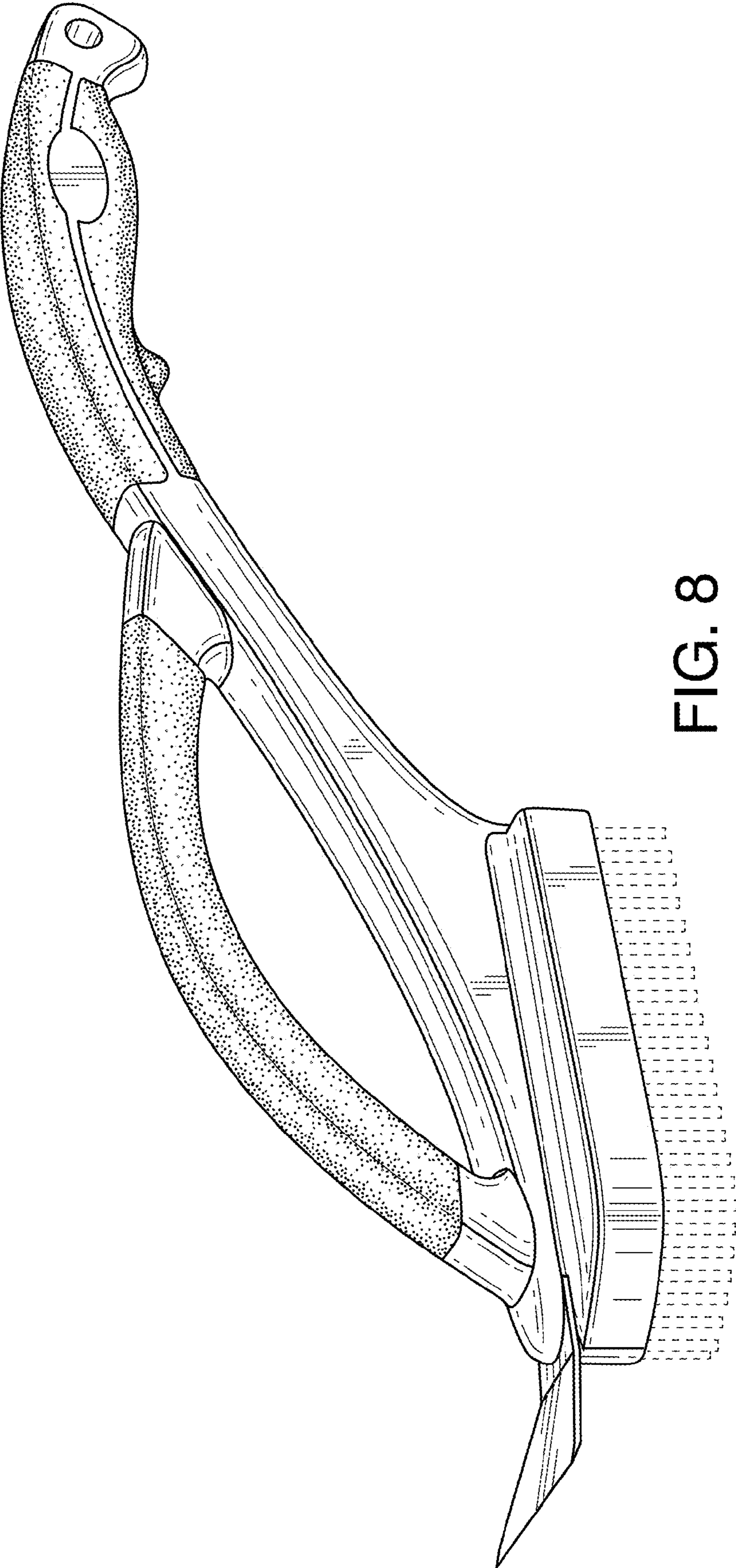


FIG. 8

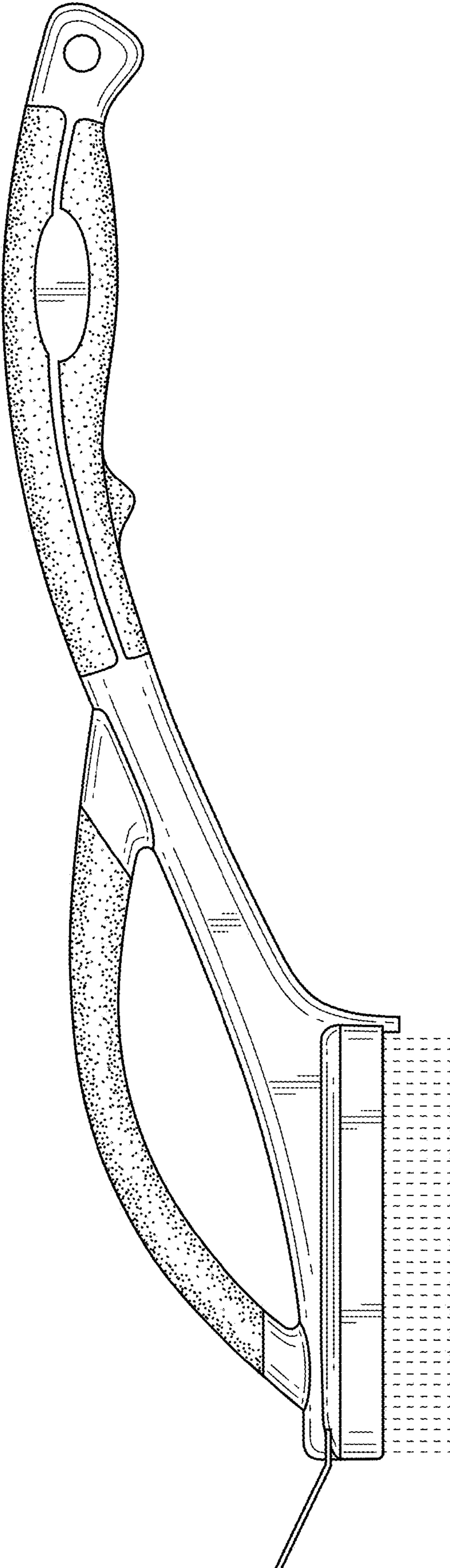


FIG. 9

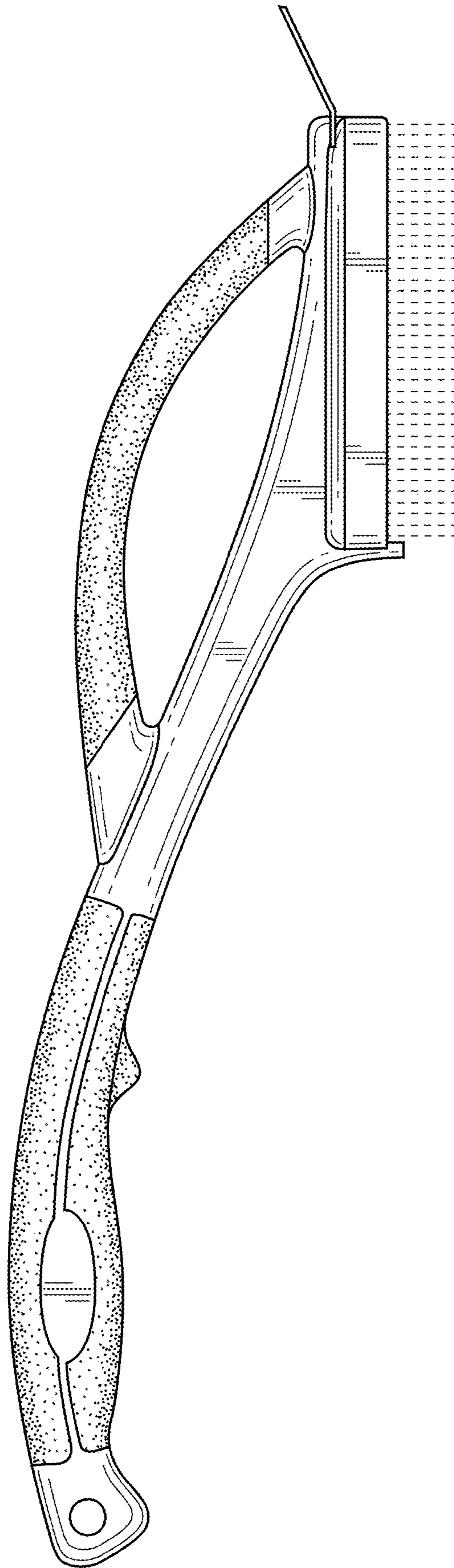


FIG. 10

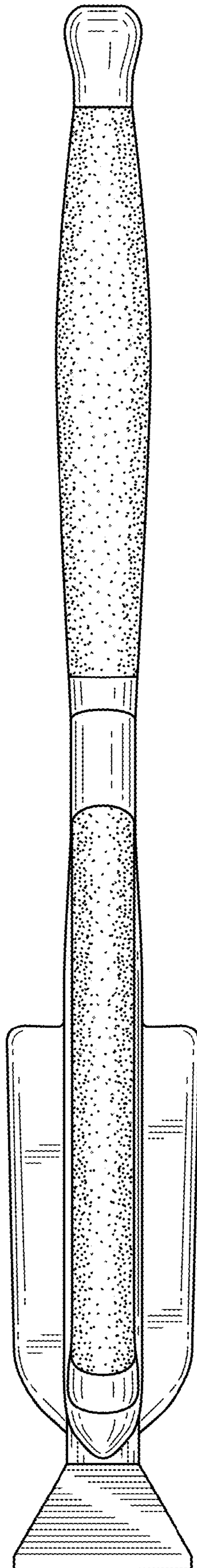


FIG. 11

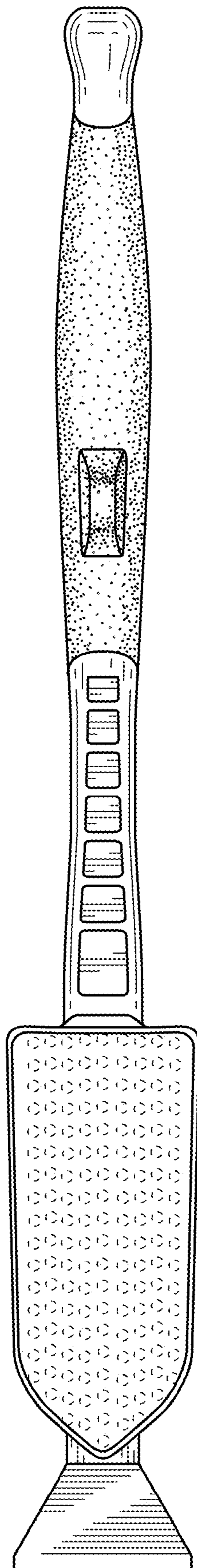


FIG. 12

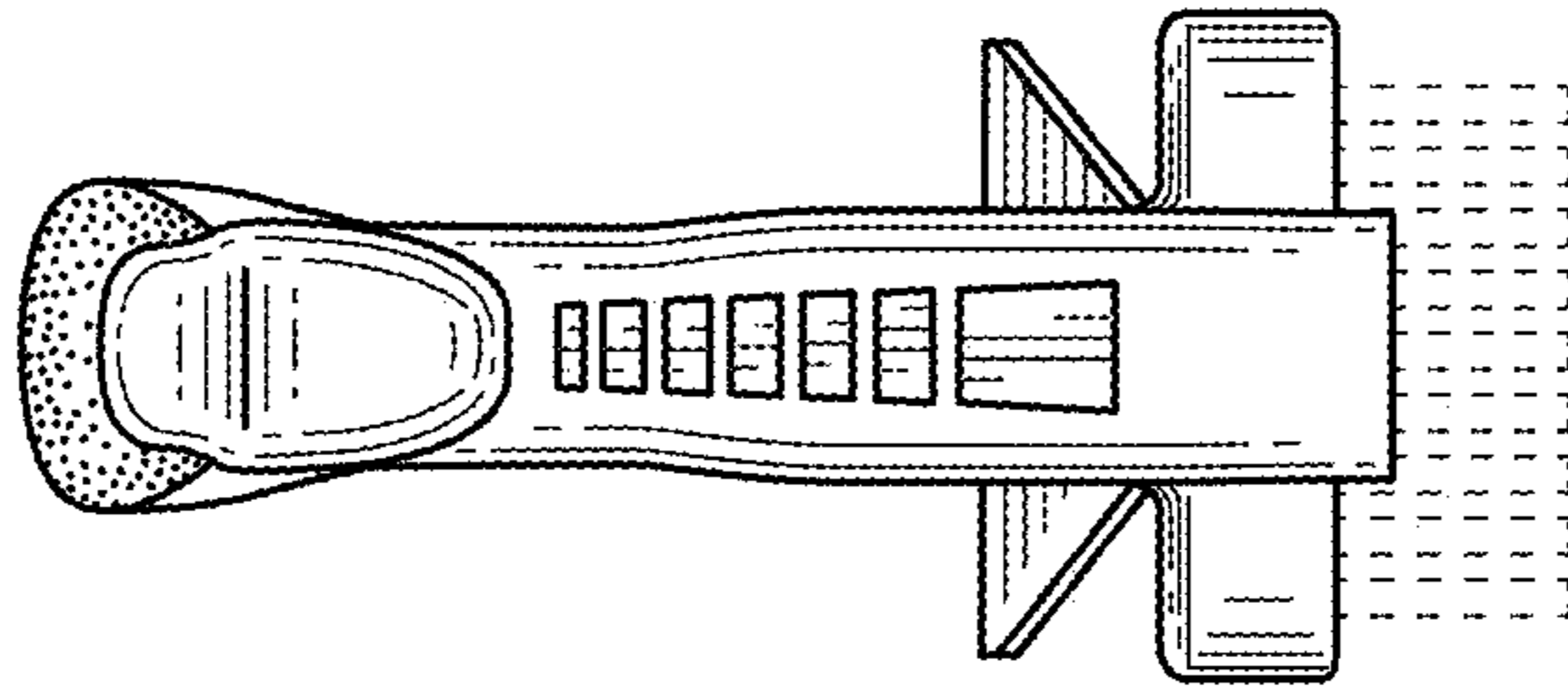


FIG. 14

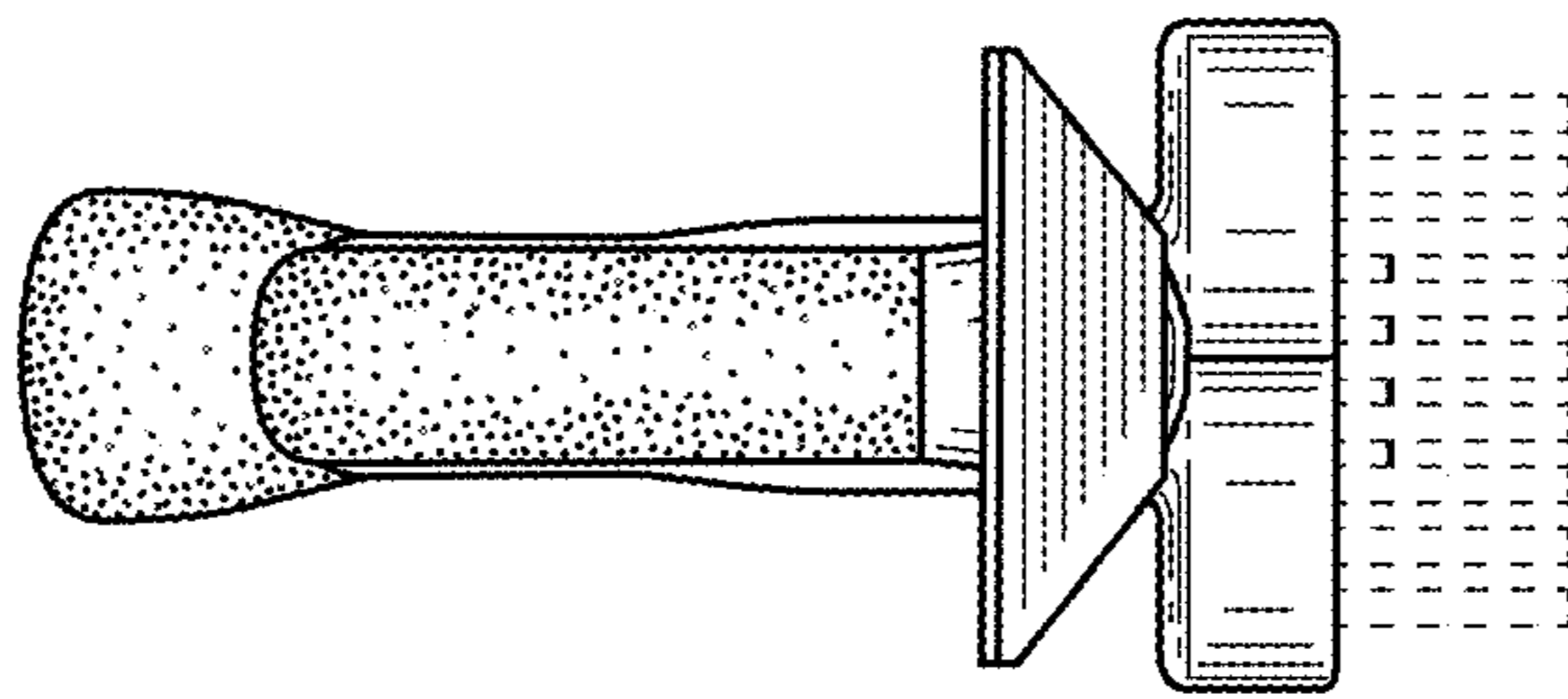


FIG. 13