



US00D984760S

(12) **United States Design Patent** (10) **Patent No.:** **US D984,760 S**
Xia (45) **Date of Patent:** **** Apr. 25, 2023**

(54) **PET TOY**

FOREIGN PATENT DOCUMENTS

(71) Applicant: **Shenzhen Zen Topsun trading co., LTD.**, Guangdong (CN)

EM 008550370-0001 * 5/2021
GB 6138060 * 5/2021

(72) Inventor: **Yingchang Xia**, Guangdong (CN)

OTHER PUBLICATIONS

(73) Assignee: **Shenzhen Zen Topsun trading co., LTD.**, Guangdong (GN)

Yilako Dog Toys for Aggressive Chewers, posted May 8, 2021 [online], [retrieved Nov. 10, 2021]. Retrieved from internet <https://www.nepal.ubuy.com/en/product/1BRZ2VRIU> (Year: 2021).*

(**) Term: **15 Years**

Yilako Dog Toys for Aggressive Chewers, posted May 8, 2021 [online], [retrieved Nov. 10, 2022]. Retrieved from internet <https://www.amazon.com/YILAKO-Aggressive-Chewers-Indestructible-Non-Toxic/dp/B094FZ3PPZ?th=1> (Year: 2021).*

(21) Appl. No.: **29/784,861**

(22) Filed: **May 21, 2021**

* cited by examiner

(51) **LOC (14) Cl.** **30-12**

(52) **U.S. Cl.**
USPC **D30/160**

(58) **Field of Classification Search**
USPC D30/160; D21/603; D11/204, 205, 211, D11/217, 219, 224, 233, 239, 14, 31, 44, D11/49, 82, 100, 127, 134, 149, 158, 173
CPC A01K 15/025; A01K 15/026
See application file for complete search history.

Primary Examiner — Sheryl Lane

Assistant Examiner — Emily A Caven

(74) *Attorney, Agent, or Firm* — ScienBiziP, P.C.

(57) **CLAIM**

The ornamental design for a pet toy, as shown and described.

(56) **References Cited**

DESCRIPTION

U.S. PATENT DOCUMENTS

D18,493 S * 7/1888 Mayer D10/116.1
D237,520 S * 11/1975 Satten D21/603
D243,428 S * 2/1977 Thrush D7/539
D386,119 S * 11/1997 Wood D11/131
D392,594 S * 3/1998 Akins D11/158
D410,824 S * 6/1999 Kownacki D8/1
D419,554 S * 1/2000 Gibson D10/104.1
D513,285 S * 12/2005 Weiser D21/603
D532,057 S * 11/2006 Boutin D6/598
D627,935 S * 11/2010 Rutherford D30/160
D674,071 S * 1/2013 Browder D23/367
D690,459 S * 9/2013 Asquith D26/125
D862,808 S * 10/2019 Seadler D30/160
D935,533 S * 11/2021 Barzilay D21/603

FIG. 1 is a front, right, and bottom perspective view of a pet toy, showing my design.

FIG. 2 is a front elevation view thereof.

FIG. 3 is a rear elevation view thereof.

FIG. 4 is a left side elevation view thereof.

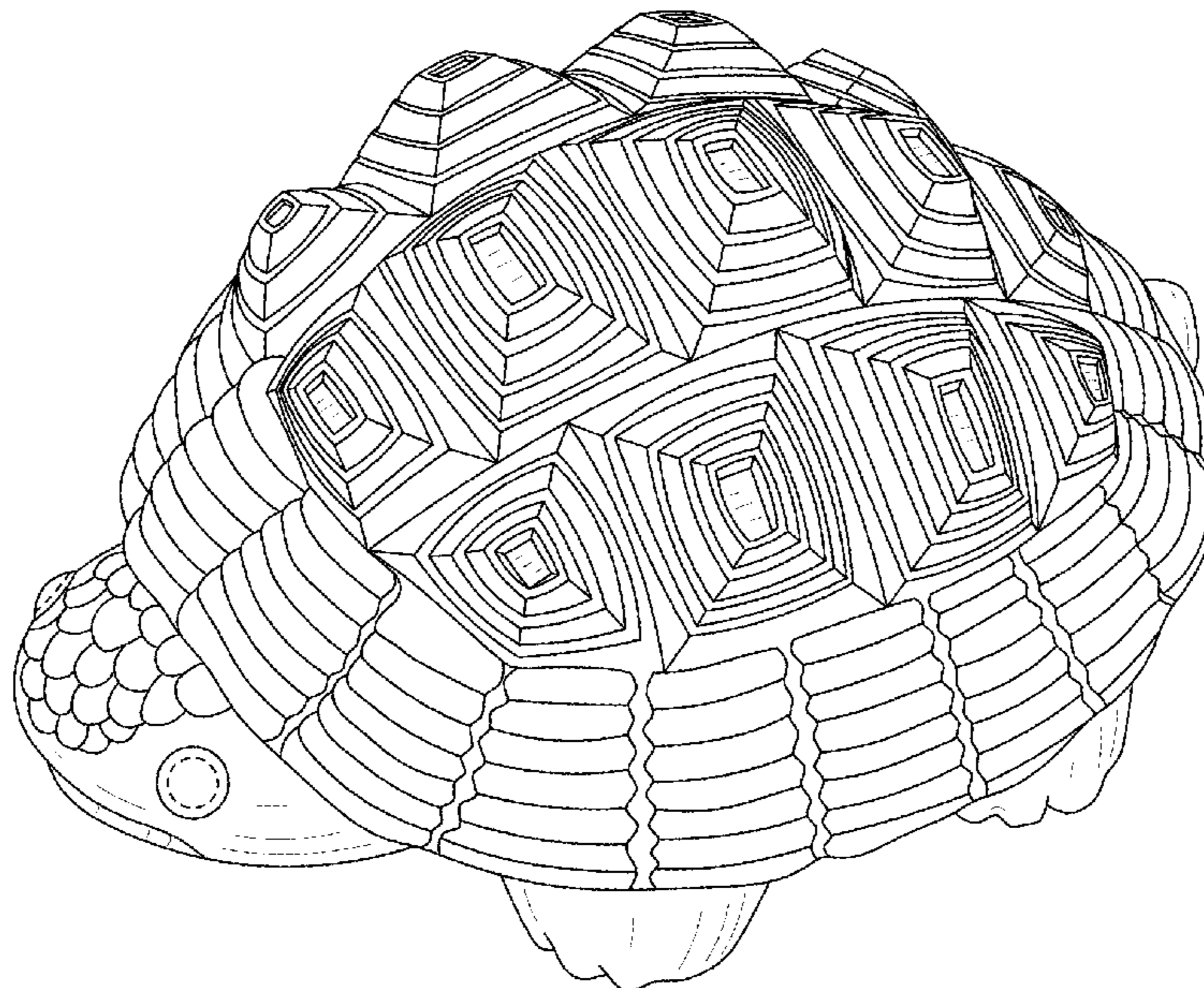
FIG. 5 is a right side elevation view thereof.

FIG. 6 is a top plan view thereof; and,

FIG. 7 is a bottom plan view thereof.

The broken lines shown in the drawings are included for the purpose of illustrating portions of the pet toy that form no part of the claimed design.

1 Claim, 7 Drawing Sheets



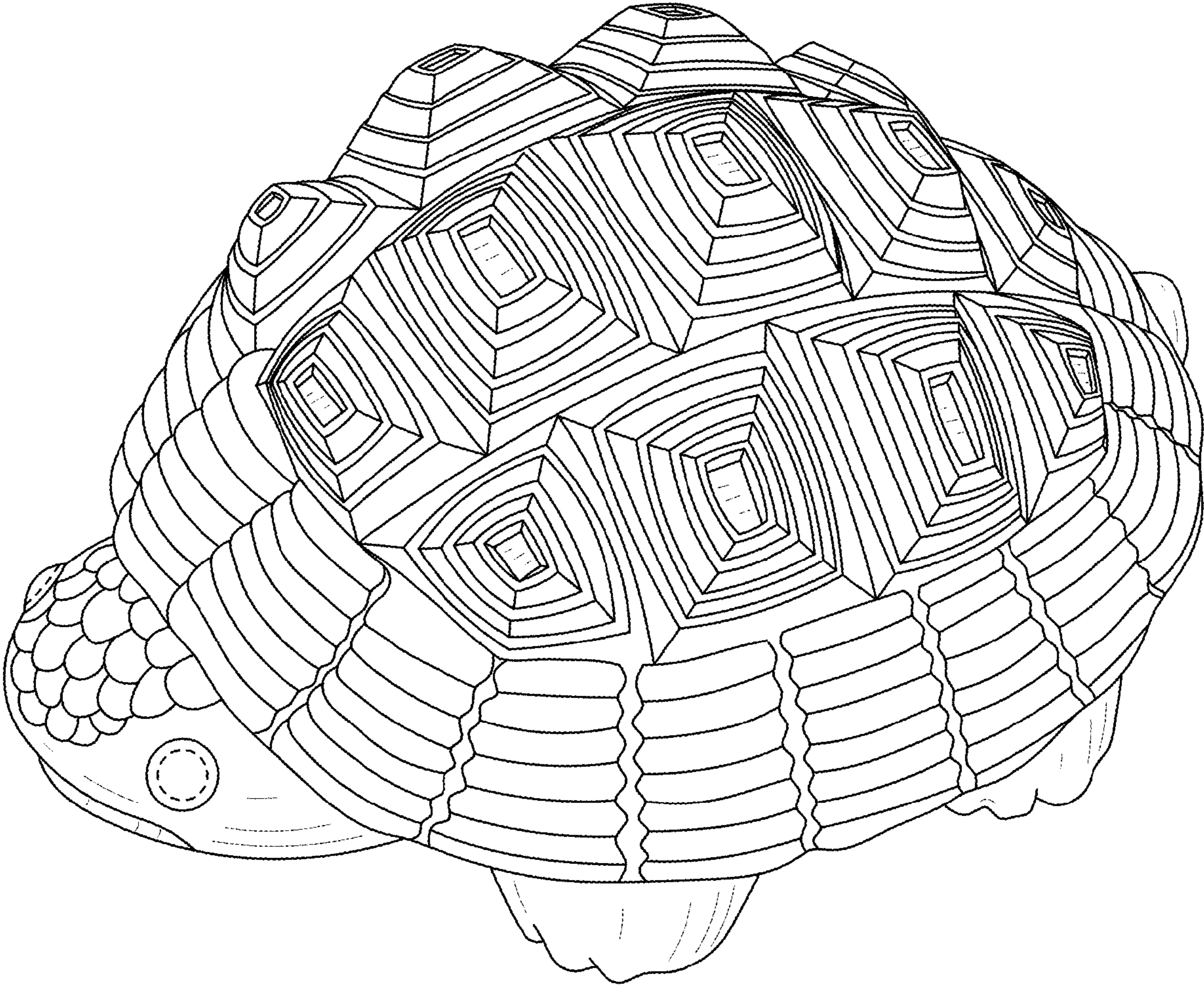


FIG. 1




FIG. 2

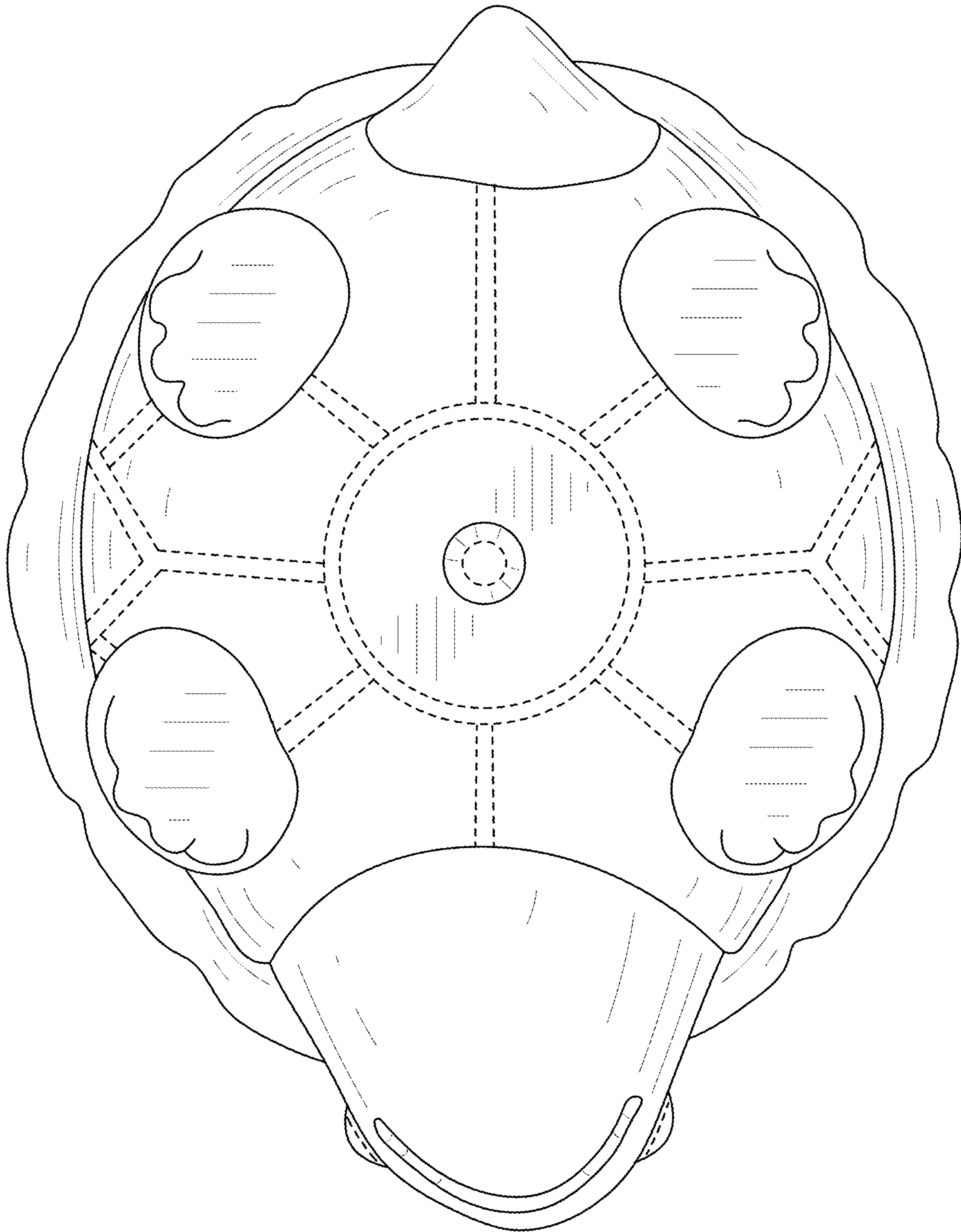


FIG. 3

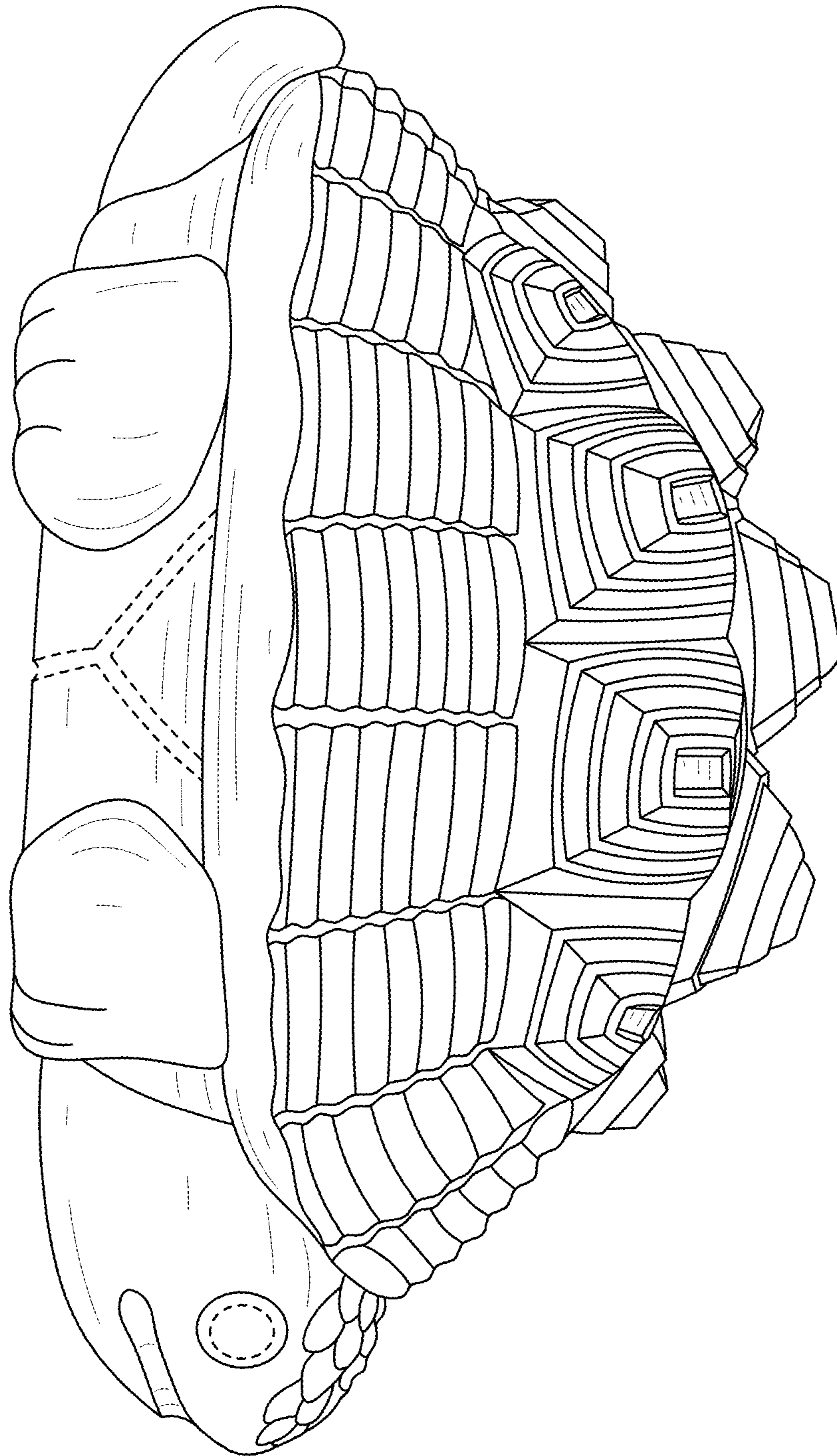


FIG. 4

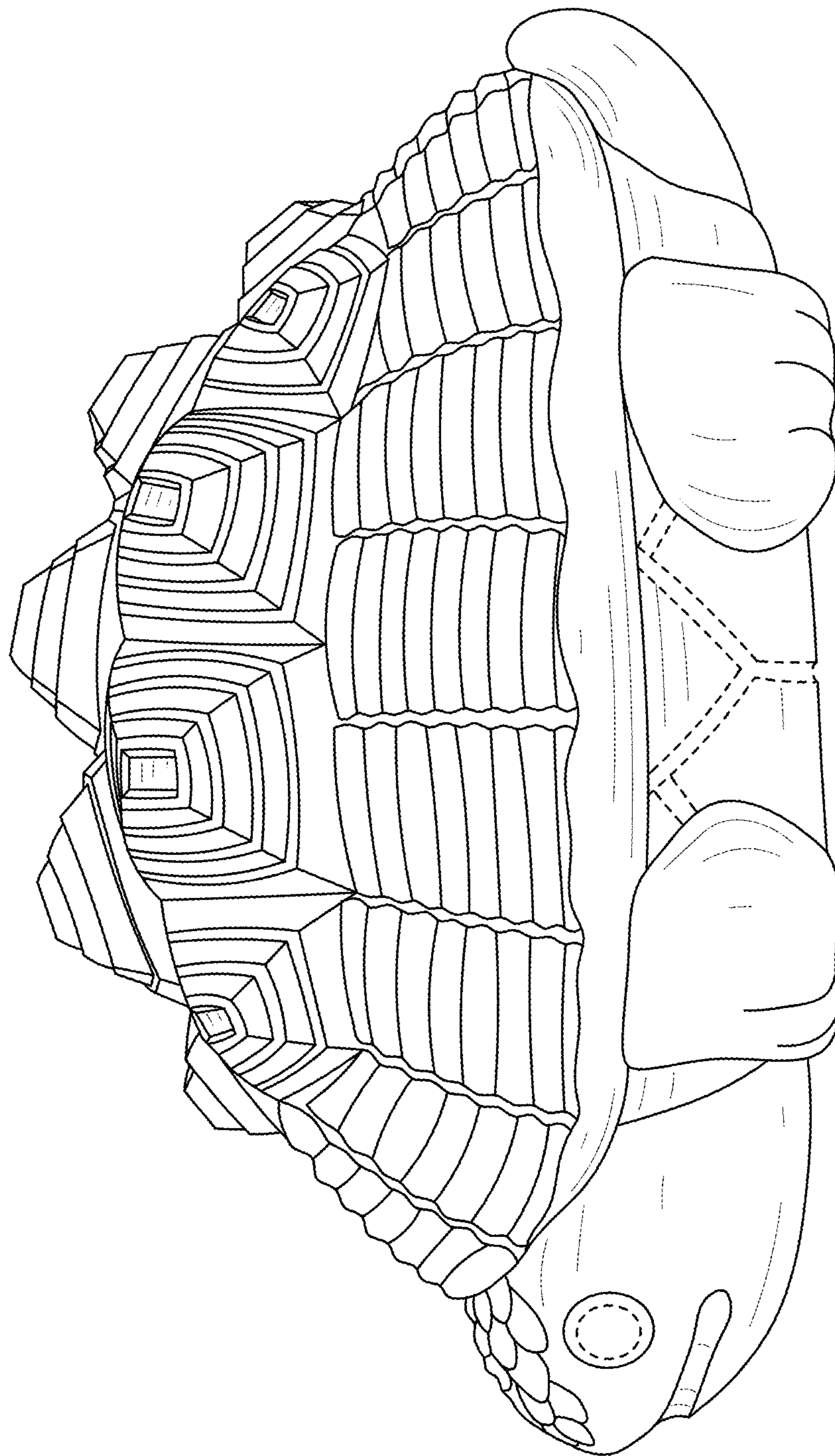


FIG. 5

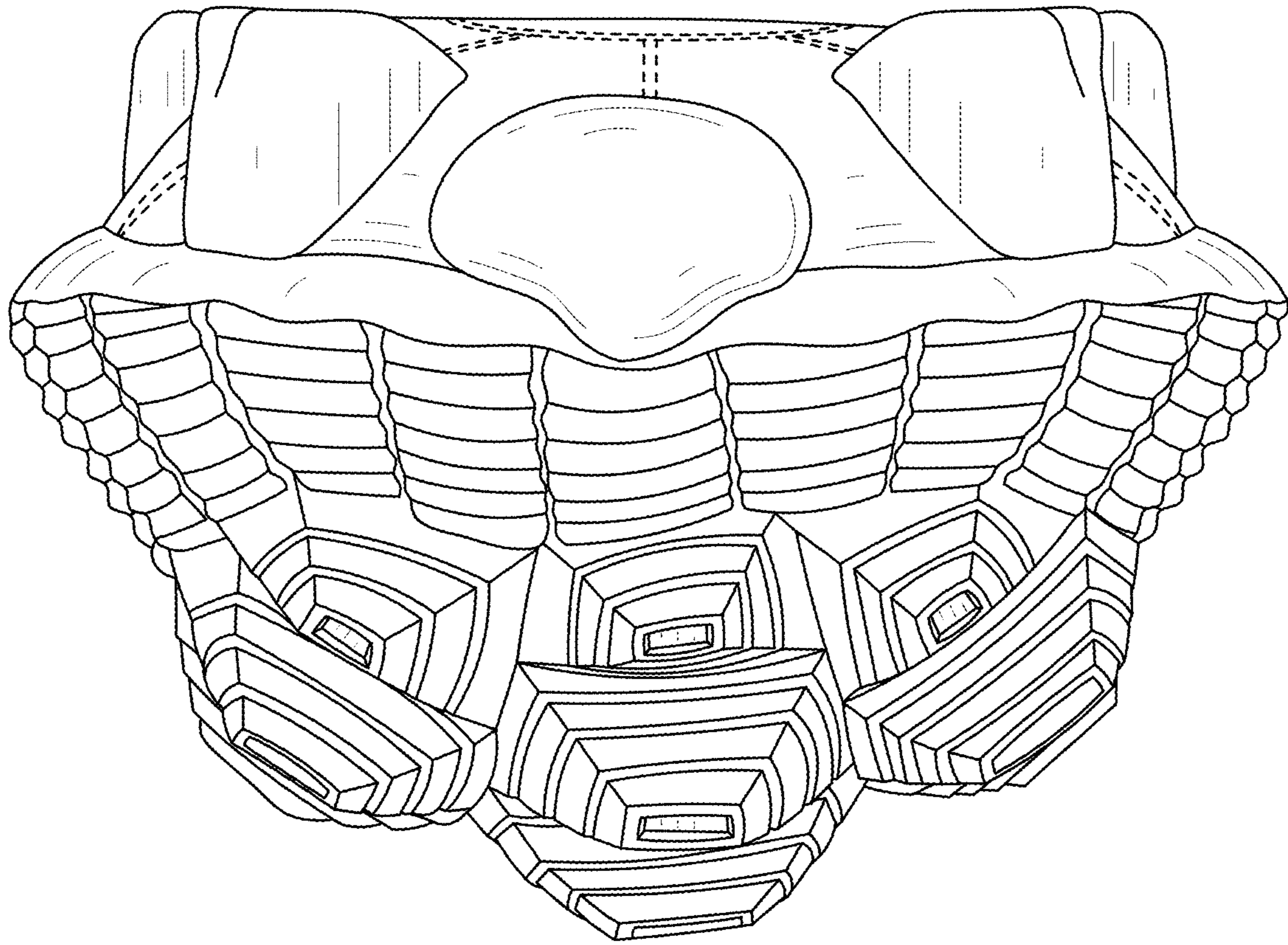


FIG. 6

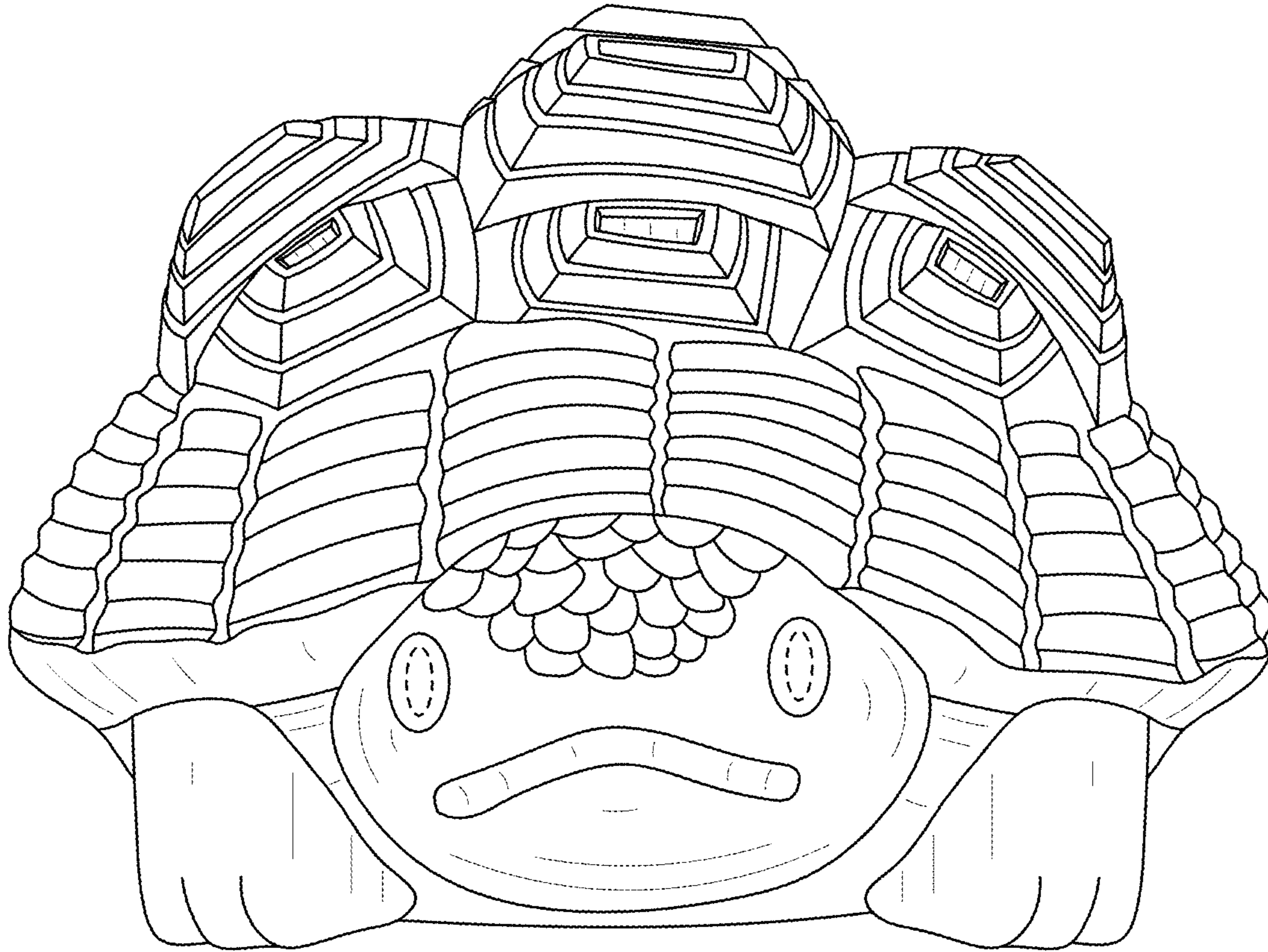


FIG. 7