



US00D984745S

(12) **United States Design Patent**
Chen

(10) **Patent No.:** **US D984,745 S**

(45) **Date of Patent:** **** Apr. 25, 2023**

(54) **BABY ELECTRIC NAIL TRIMMER**

(71) Applicant: **Jiali Chen**, Jiangxi (CN)

(72) Inventor: **Jiali Chen**, Jiangxi (CN)

(**) Term: **15 Years**

(21) Appl. No.: **29/850,194**

(22) Filed: **Aug. 17, 2022**

(51) **LOC (14) Cl.** **28-03**

(52) **U.S. Cl.**
USPC **D28/58**; D28/59

(58) **Field of Classification Search**
USPC D28/56–60; D24/146; D30/158
CPC A45D 29/00; A45D 29/02; A45D 29/04;
A45D 29/05; A45D 29/11; A45D 29/12;
A45D 29/14
See application file for complete search history.

(56) **References Cited**

U.S. PATENT DOCUMENTS

D249,565 S	*	9/1978	Levin	D28/59
D281,598 S	*	12/1985	Guenther	D14/143
D292,556 S	*	11/1987	Daugherty	D30/119
D330,091 S		10/1992	Anema		
D479,363 S		9/2003	Micinilio		
D506,576 S	*	6/2005	Chen	D28/62
D511,400 S		11/2005	Shubert et al.		
D523,175 S		6/2006	Kriser		
D583,099 S		12/2008	Lee		
D617,499 S	*	6/2010	Huang	D28/59
D626,532 S	*	11/2010	Nikiforov	D14/218
D667,810 S	*	9/2012	Langlet	D14/143
D737,441 S		8/2015	Presser et al.		
D742,003 S		10/2015	Tasar		
D751,762 S		3/2016	Hollinger		
D766,508 S	*	9/2016	Wang	D28/59
D768,334 S	*	10/2016	Langberg	D28/59
D768,931 S	*	10/2016	Langberg	D28/59
D780,998 S		3/2017	Yiu		

D781,497 S	*	3/2017	Butler	D28/59
D790,540 S	*	6/2017	Bae	D14/371
D868,178 S	*	11/2019	Pittore-Candelario	D21/575
D876,730 S		2/2020	He		
D917,110 S	*	4/2021	Guo	D30/158
D929,042 S	*	8/2021	Lu	D28/58
D933,299 S	*	10/2021	Fu	D28/58
D937,502 S	*	11/2021	Cran	D30/158
D940,396 S	*	1/2022	Lu	D28/58
D946,754 S	*	3/2022	Paramadilok	D24/146
D952,948 S	*	5/2022	Lu	D28/58

OTHER PUBLICATIONS

Bc Babycare Portable Electric Baby Nail Clippers—AliExpress, reviewed on Jun. 13, 2022, retrieved from: https://www.aliexpress.us/item/2255801031235901.html?gatewayAdapt=glo2usa4itemAdapt&_randl_shipto=US.*

* cited by examiner

Primary Examiner — Alison M Ofstun

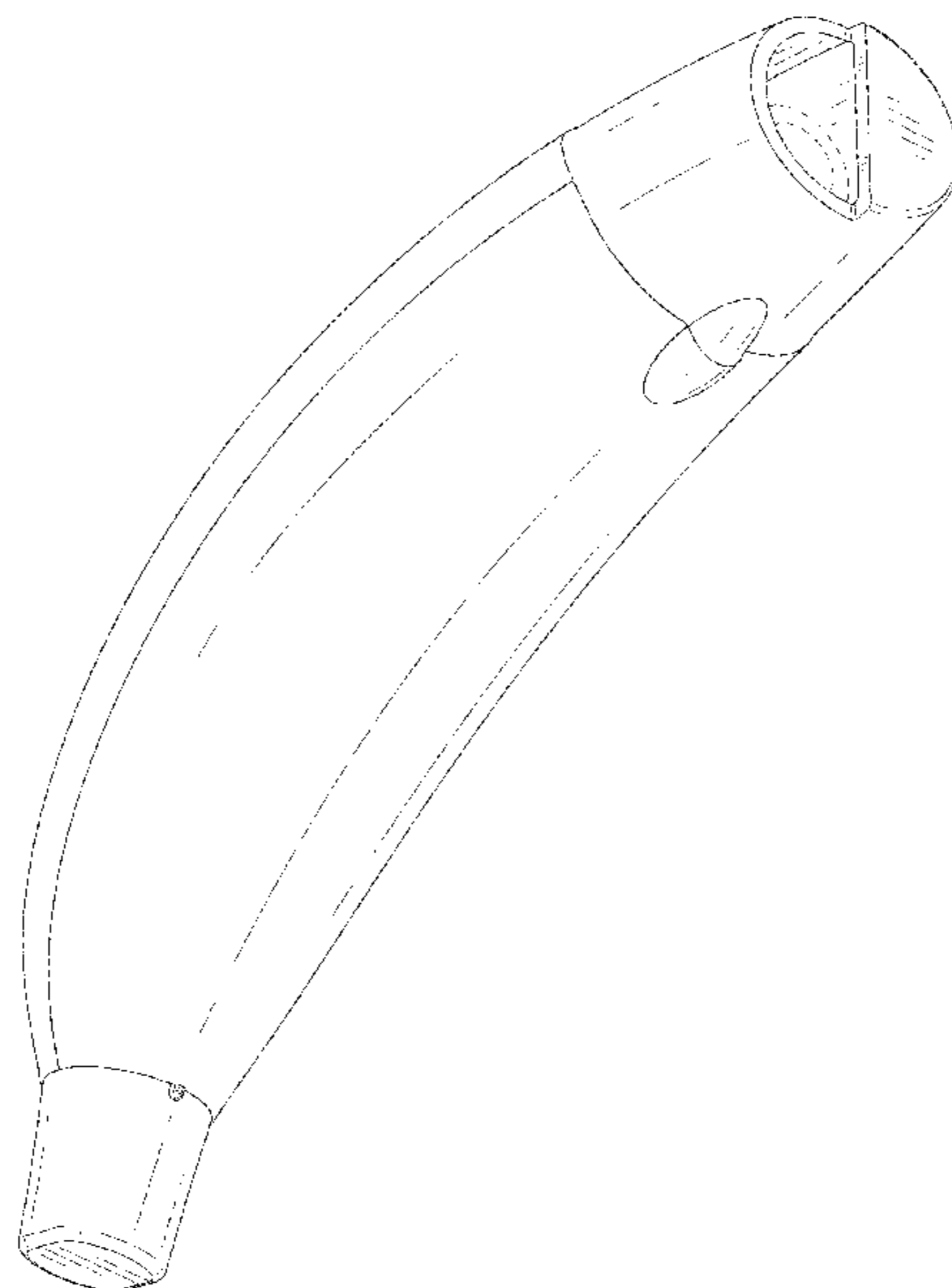
(57) **CLAIM**

The ornamental design for a baby electric nail trimmer, as shown and described.

DESCRIPTION

FIG. 1 is a rear perspective view of a baby electric nail trimmer design showing my new design.
FIG. 2 is another perspective view of a baby electric nail trimmer.
FIG. 3 is a front view of a baby electric nail trimmer.
FIG. 4 is a rear view of a baby electric nail trimmer.
FIG. 5 is a left side view of a baby electric nail trimmer.
FIG. 6 is a right side view of a baby electric nail trimmer.
FIG. 7 is a top view of a baby electric nail trimmer; and,
FIG. 8 is a bottom view of a baby electric nail trimmer.
The broken lines illustrate portions of the baby electric nail trimmer that form no part of the claimed design.

1 Claim, 8 Drawing Sheets



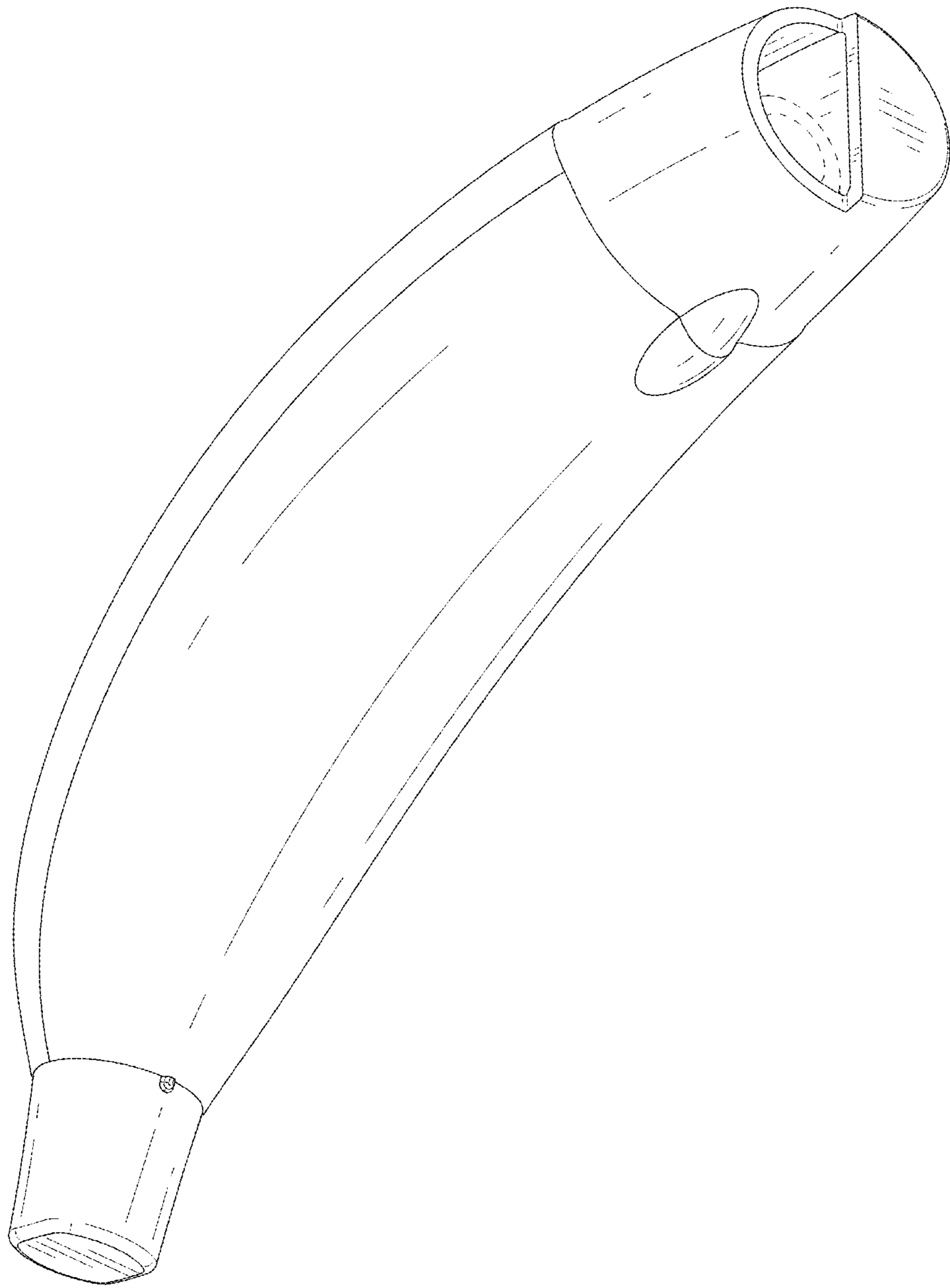


FIG. 1

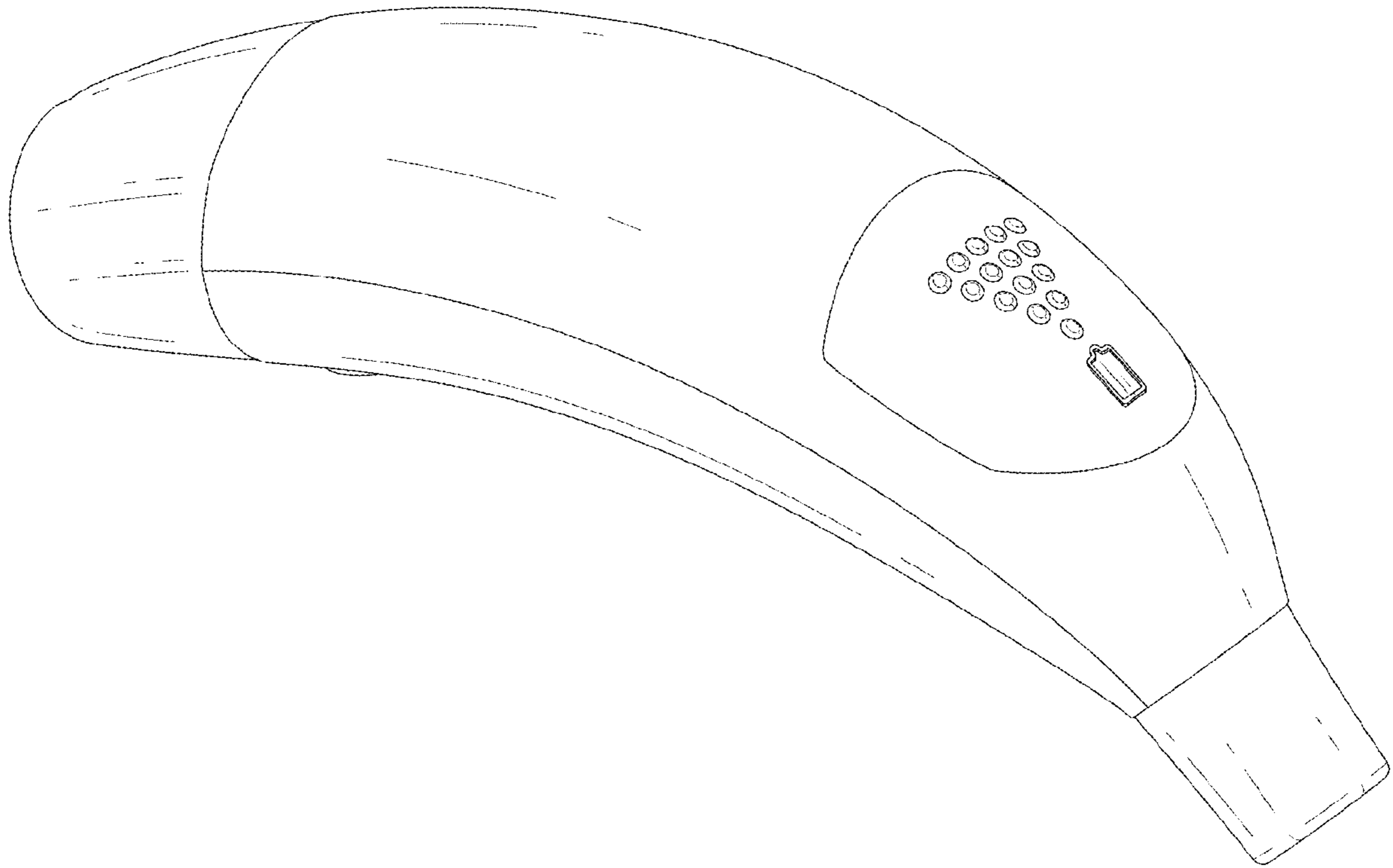


FIG. 2

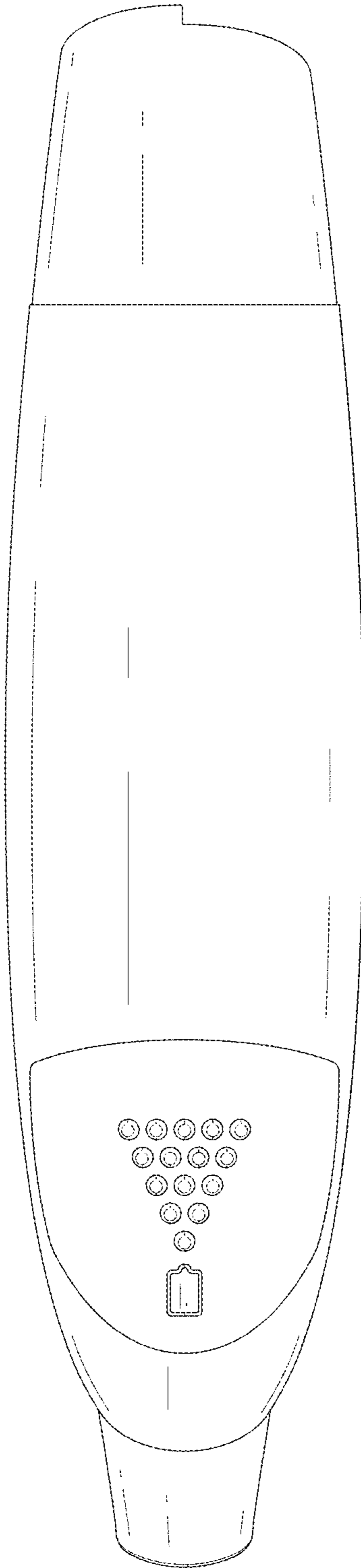


FIG. 3

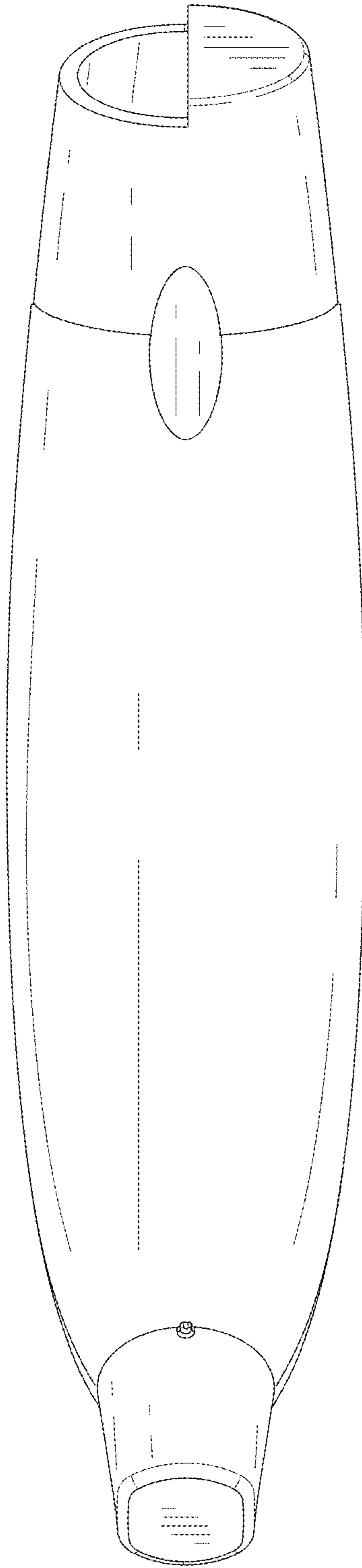


FIG. 4

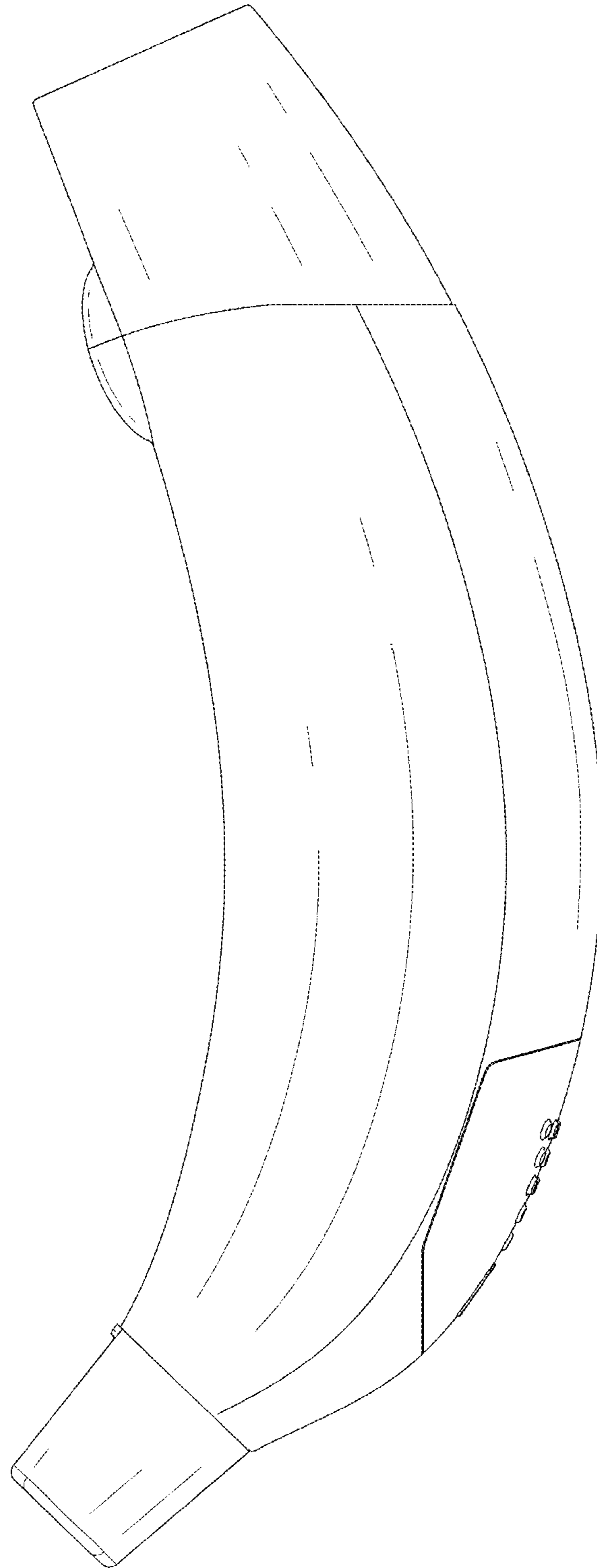


FIG. 5

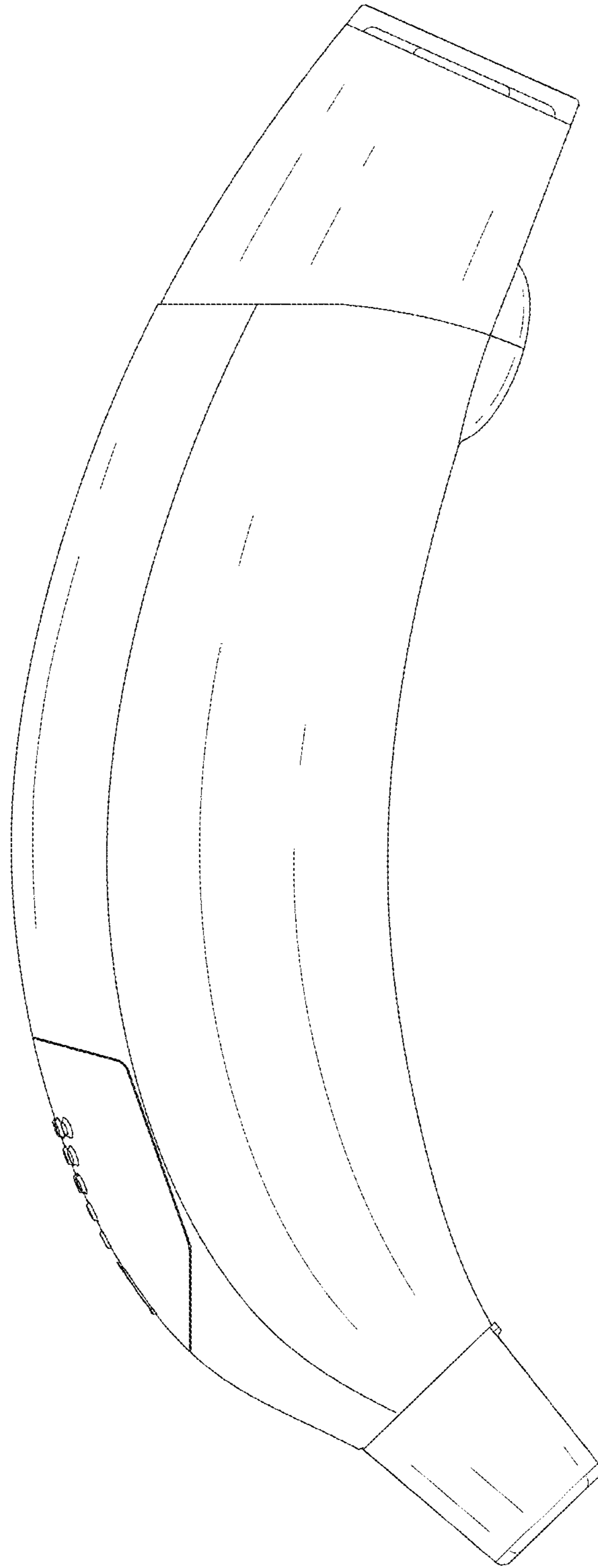


FIG. 6

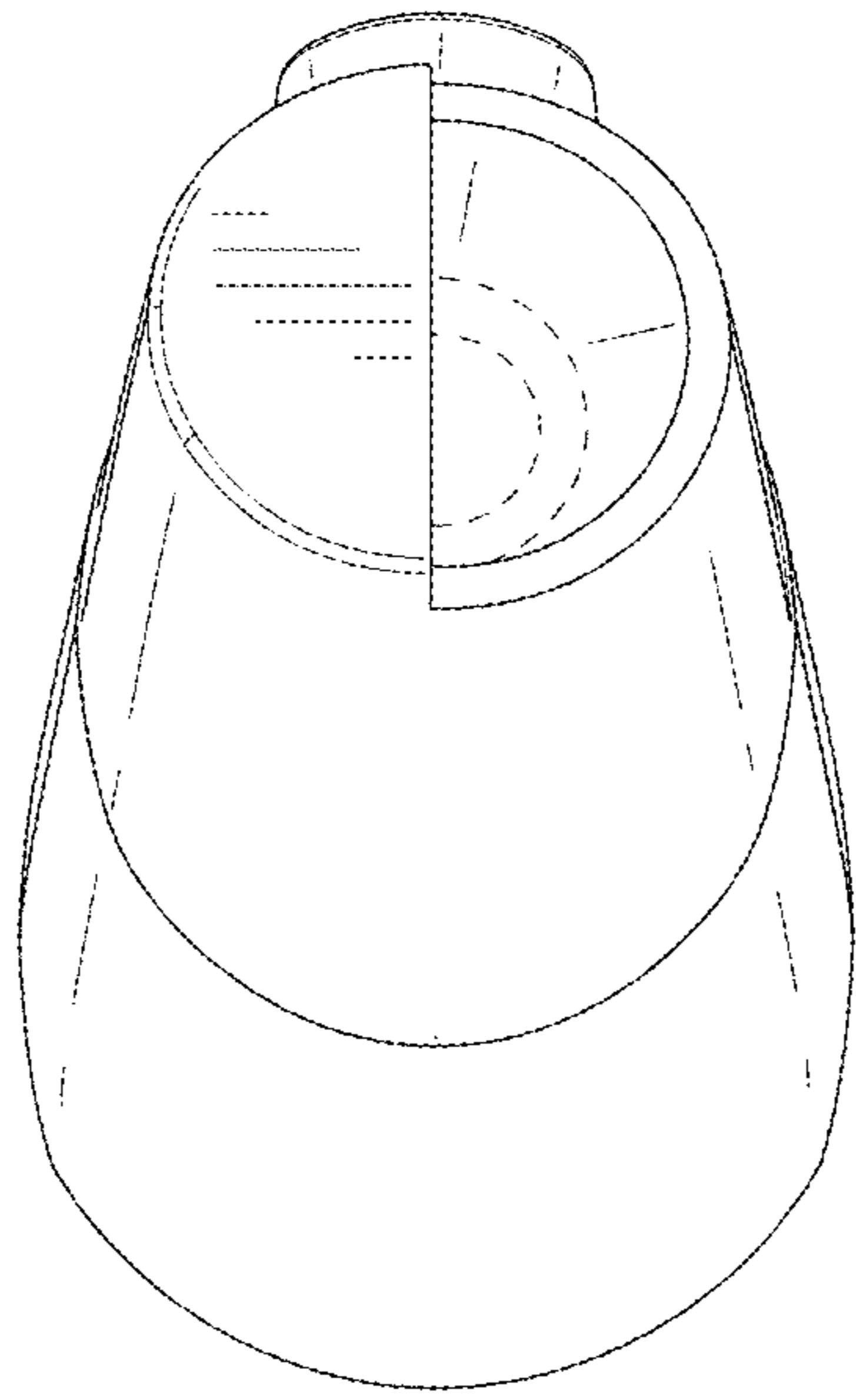


FIG. 7

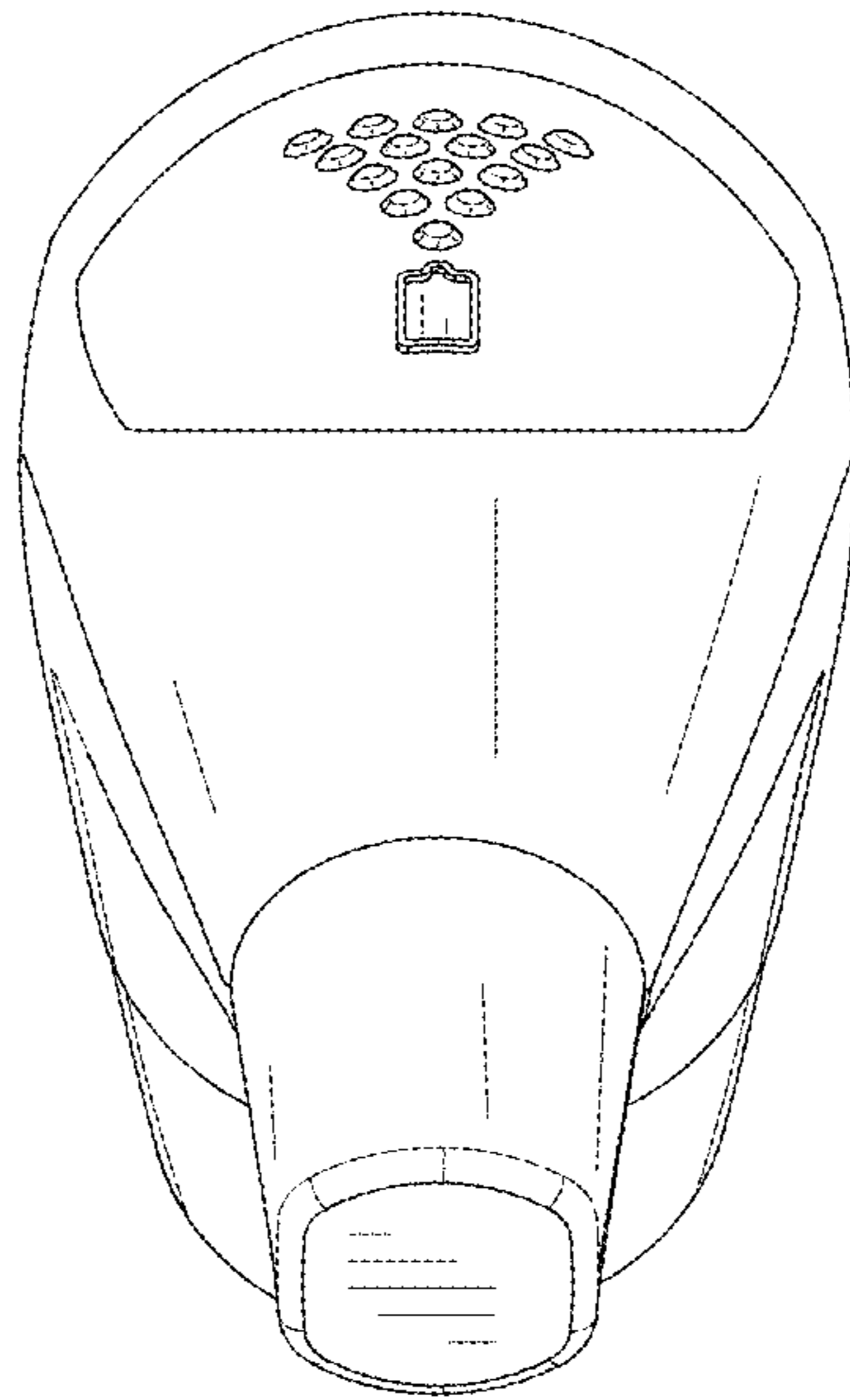


FIG. 8