



US00D984744S

(12) **United States Design Patent** (10) **Patent No.:** **US D984,744 S**
Ramm (45) **Date of Patent:** **** Apr. 25, 2023**

(54) **RAZOR HANDLE**

FOREIGN PATENT DOCUMENTS

(71) Applicant: **The Gillette Company LLC**, Boston, MA (US)

CA 2425299 A1 5/2002

(72) Inventor: **Christopher Ramm**, North Attleboro, MA (US)

OTHER PUBLICATIONS

(73) Assignee: **The Gillette Company LLC**, Boston, MA (US)

U.S. Appl. No. 29/829,960, filed Mar. 9, 2022, Christopher Ramm.
(Continued)

(**) Term: **15 Years**

Primary Examiner — Alison M Ofstun

(21) Appl. No.: **29/829,962**

(74) *Attorney, Agent, or Firm* — Joanne N. Pappas; Kevin C. Johnson

(22) Filed: **Mar. 9, 2022**

(57) **CLAIM**

Related U.S. Application Data

The ornamental design for a razor handle, as shown and described.

(62) Division of application No. 29/760,717, filed on Dec. 3, 2020, now Pat. No. Des. 950,153.

DESCRIPTION

(51) **LOC (14) Cl.** **28-03**

(52) **U.S. Cl.**
USPC **D28/47; D28/48**

(58) **Field of Classification Search**
USPC D28/45–48
CPC B26B 21/00; B26B 21/06; B26B 21/08;
B26B 21/10; B26B 21/14; B26B 21/16;
B26B 21/18; B26B 21/20; B26B 21/22;
B26B 21/40; B26B 21/52

FIG. 1 is a front perspective view of a first embodiment of a razor handle showing my new design;
FIG. 2 is a front view thereof;
FIG. 3 is a back view thereof;
FIG. 4 is a left side view thereof;
FIG. 5 is a right side view thereof;
FIG. 6 is a top view thereof;
FIG. 7 is a bottom view thereof;
FIG. 8 is a rear perspective view thereof.
FIG. 9 is a front perspective view of a second embodiment of a razor handle showing my new design;
FIG. 10 is a front view thereof;
FIG. 11 is a back view thereof;
FIG. 12 is a left side view thereof;
FIG. 13 is a right side view thereof;
FIG. 14 is a top view thereof;
FIG. 15 is a bottom view thereof; and,
FIG. 16 is a rear perspective view thereof.

See application file for complete search history.

In the drawings, the broken lines illustrate portions of the razor handle and form no part of the claimed design.


(56) **References Cited**

U.S. PATENT DOCUMENTS

D253,726 S	12/1979	Schuman et al.	
D354,586 S *	1/1995	Grange	D28/46
D415,316 S	10/1999	Prochaska	
D495,828 S *	9/2004	Ham	D28/48
D515,243 S *	2/2006	Dibnah	D28/48
D516,244 S	2/2006	Efthimiadis et al.	
D525,743 S *	7/2006	Dibnah	D28/44
D559,452 S	1/2008	Padain et al.	
D559,455 S	1/2008	Padain et al.	

(Continued)

1 Claim, 10 Drawing Sheets



(56)

References Cited

U.S. PATENT DOCUMENTS

D575,903 S * 8/2008 Wakayama D28/48
 D614,354 S 4/2010 Christie et al.
 D615,248 S 5/2010 Rhoad
 D615,708 S 5/2010 Lukan
 D628,345 S 11/2010 Webb
 D635,718 S * 4/2011 White, Jr D28/48
 D638,580 S * 5/2011 Adams D28/46
 D645,205 S * 9/2011 Lukan D28/48
 D655,042 S * 2/2012 Watson D28/48
 D659,285 S * 5/2012 Lukan D28/46
 D660,516 S * 5/2012 Christie D28/48
 D668,816 S 10/2012 Psimadas et al.
 D668,817 S 10/2012 Psimadas et al.
 D730,579 S 5/2015 Han
 D731,120 S 6/2015 Otsuka
 D764,102 S * 8/2016 Christie D28/48
 D775,422 S * 12/2016 Faktorovich D28/46
 D792,025 S * 7/2017 Faktorovich D28/48
 D808,590 S 1/2018 Christofidellis et al.
 D827,202 S * 8/2018 Otsuka D28/48
 D842,542 S 3/2019 Ramm et al.
 D843,658 S * 3/2019 Kong D28/48

D857,991 S 8/2019 Atlason et al.
 D864,482 S * 10/2019 Goeder D28/48
 D876,722 S 2/2020 Psimadas et al.
 D882,174 S * 4/2020 Goeder D28/48
 10,625,433 B2 4/2020 Gratsias et al.
 D883,571 S 5/2020 Psimadas et al.
 D898,285 S * 10/2020 Goeder D28/48
 10,792,827 B2 * 10/2020 Treu B26B 21/521
 D910,917 S * 2/2021 Ramm D28/48
 D911,608 S 2/2021 Riehle et al.
 D926,375 S 7/2021 Riehle et al.
 D940,956 S 1/2022 Mesika
 2005/0066527 A1 3/2005 Wakayama
 2022/0184834 A1 * 6/2022 Ortins B26B 21/4068

OTHER PUBLICATIONS

U.S. Appl. No. 29/760,717, filed Dec. 3, 2020, Christopher Ramm.
 U.S. Appl. No. 29/760,759, filed Dec. 3, 2020, Christopher Ramm et al.
 All Office Actions, U.S. Appl. No. 29/760,717, filed Dec. 3, 2020.
 All Office Actions, U.S. Appl. No. 29/760,759, filed Dec. 3, 2020.
 All Office Actions, U.S. Appl. No. 29/829,960, filed Mar. 9, 2022.

* cited by examiner




FIG. 1




FIG. 2

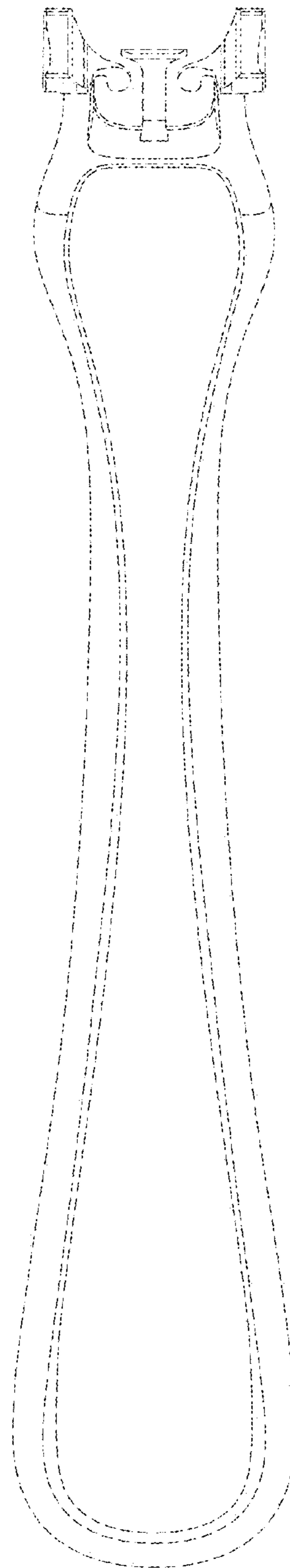


FIG. 3




FIG. 4




FIG. 5

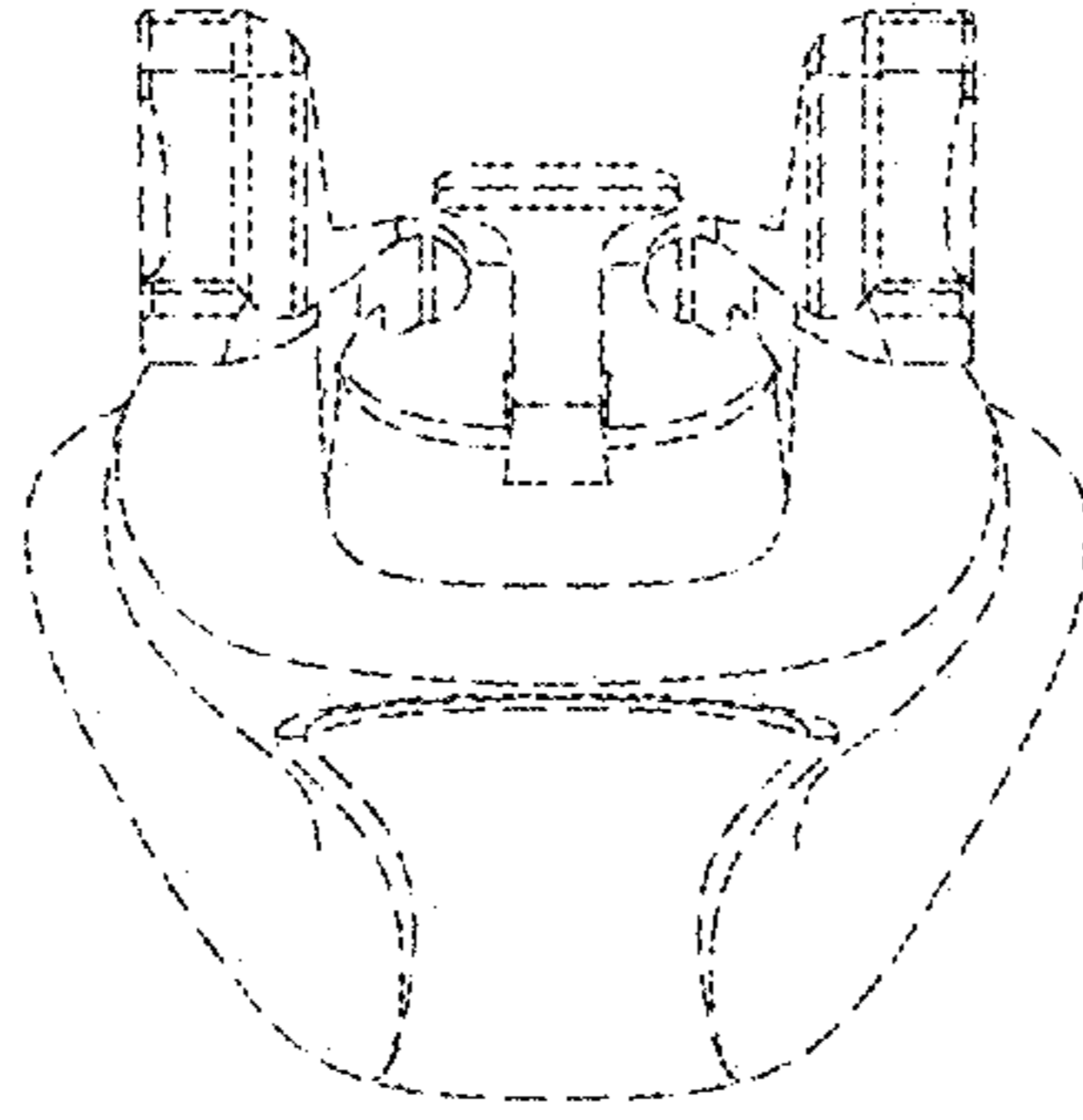


FIG. 6

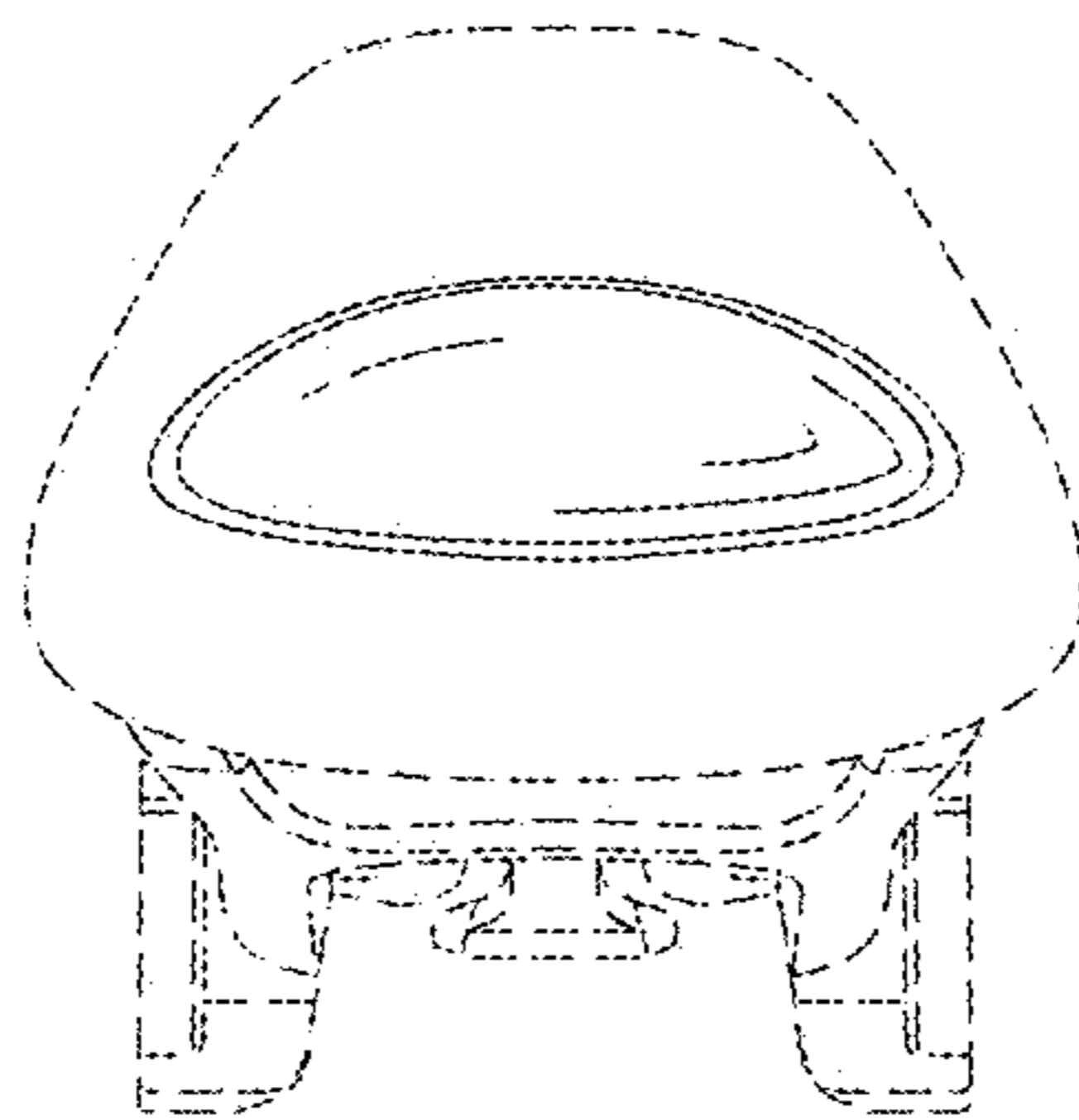


FIG. 7




FIG. 8




FIG. 9




FIG. 10

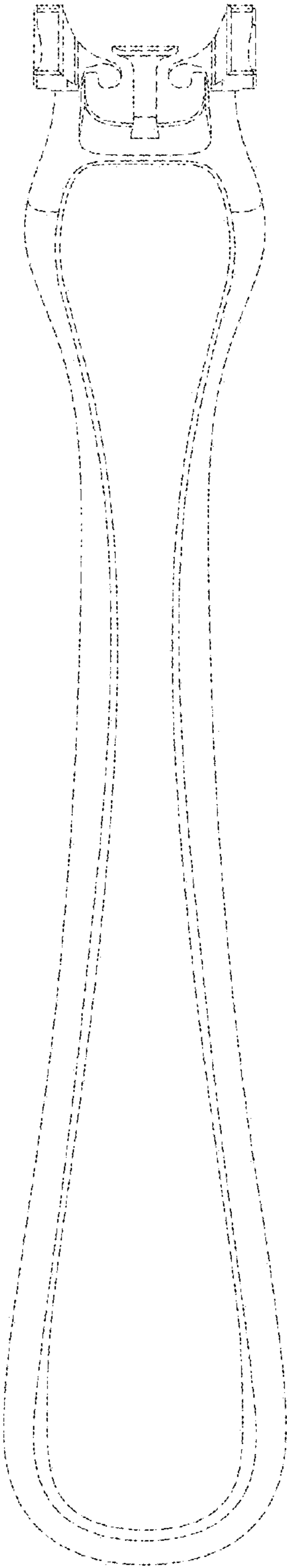


FIG. 11




FIG. 12




FIG. 13

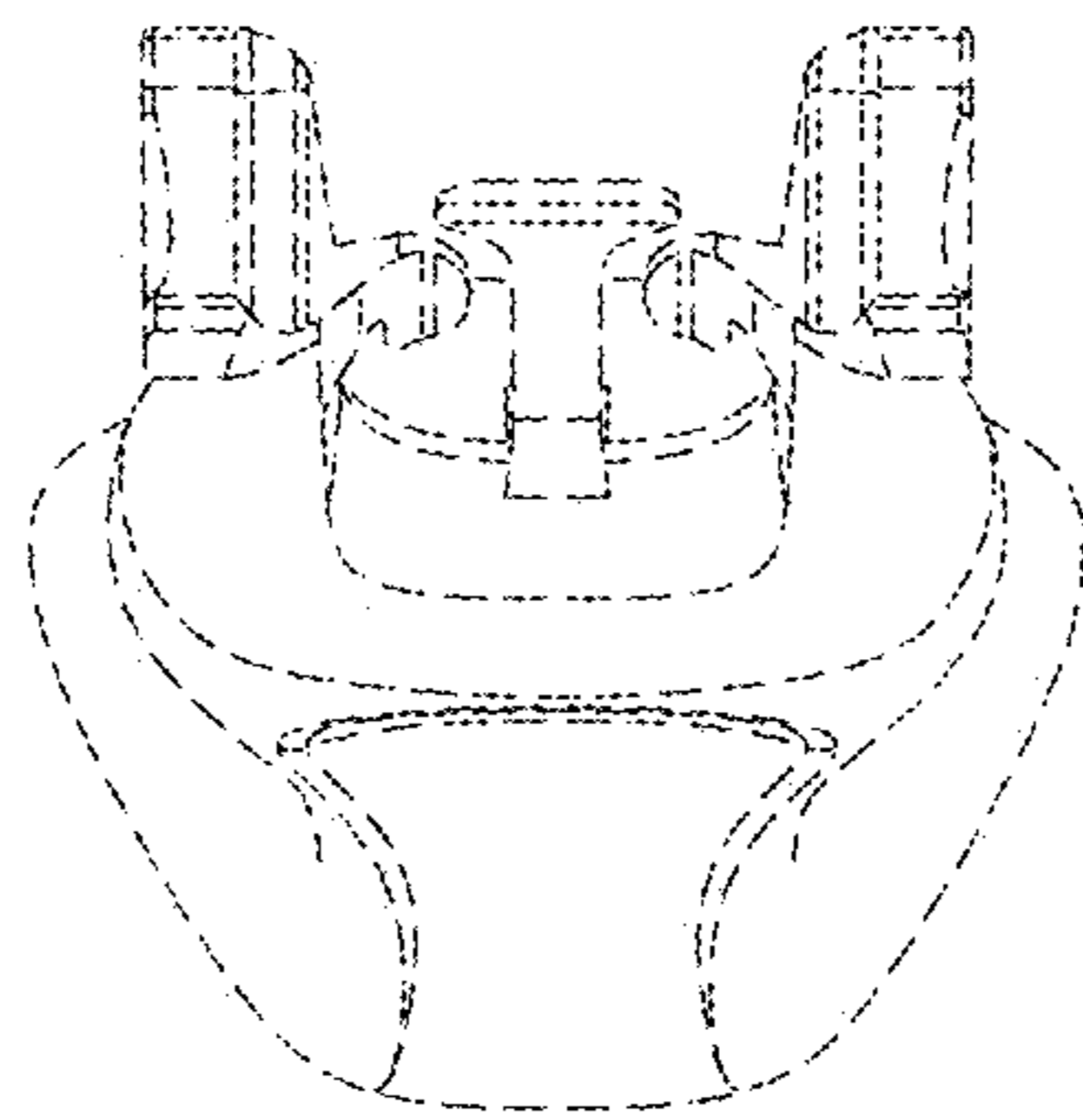


FIG. 14

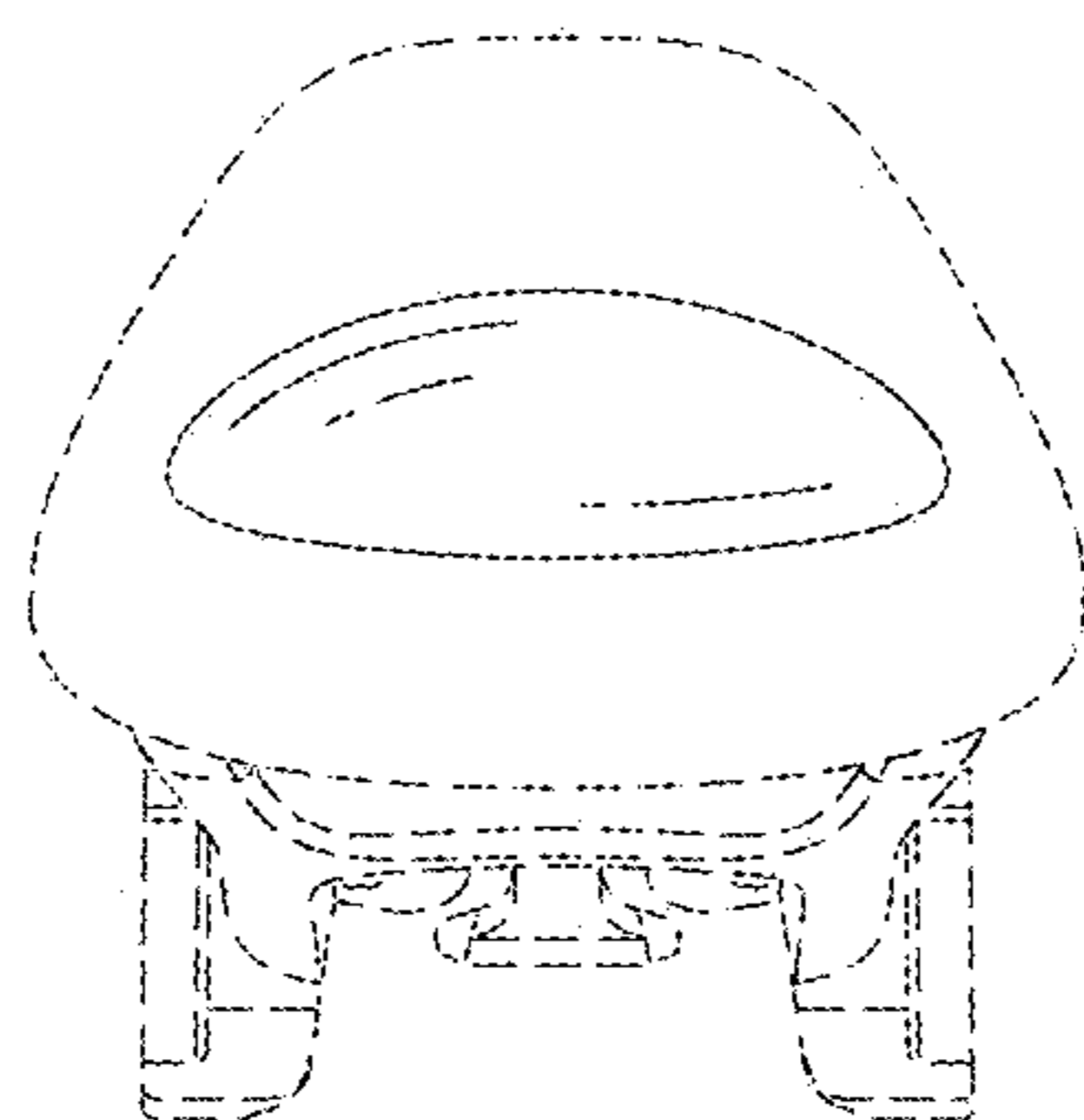


FIG. 15




FIG. 16