



US00D984731S

(12) **United States Design Patent**
Yang et al.

(10) **Patent No.:** **US D984,731 S**
(45) **Date of Patent:** **** Apr. 25, 2023**

- (54) **ELECTRONIC CIGARETTE**
- (71) Applicant: **SHENZHEN ZUN YI PIN TECHNOLOGY CO., LTD.**, Shenzhen (CN)
- (72) Inventors: **Miaowen Yang**, Shenzhen (CN); **Yusen Dong**, Shenzhen (CN); **Shaoqing Yan**, Shenzhen (CN); **Yonghui Lin**, Shenzhen (CN); **Huifu Shuai**, Shenzhen (CN)
- (73) Assignee: **SHENZHEN ZUN YI PIN TECHNOLOGY CO., LTD.**, Shenzhen (CN)
- (**) Term: **15 Years**
- (21) Appl. No.: **29/805,889**
- (22) Filed: **Aug. 31, 2021**
- (51) **LOC (14) Cl.** **27-02**
- (52) **U.S. Cl.**
USPC **D27/162**
- (58) **Field of Classification Search**
USPC D27/162, 100, 101, 163–165, 167, 169, D27/172, 176, 183, 185–194; D23/360, D23/366; D24/110, 110.5; D9/500, 502, D9/516, 519, 545
CPC A24F 47/002; A24F 47/006; A24F 47/00; A61M 15/06
See application file for complete search history.

- D893,798 S * 8/2020 Liu D27/162
- D899,677 S * 10/2020 Liu D27/162
- D906,588 S * 12/2020 Wilson D27/189
- D929,647 S * 8/2021 Liu D27/162
- D932,096 S * 9/2021 Liu D27/162
- D933,288 S * 10/2021 Liu D27/162
- D933,289 S * 10/2021 Liu D27/167
- D937,473 S * 11/2021 Qiu D27/162
- D943,154 S * 2/2022 Liu D27/162
- D943,175 S * 2/2022 Chen D27/162
- D943,816 S * 2/2022 Liu D27/162
- D944,649 S * 3/2022 Cornehl D9/500

(Continued)

OTHER PUBLICATIONS

EGO Vape Battery By Vapingzone found on line (Feb. 9, 2023) <https://www.vapingzone.com/ego-t-battery-510-usb-passthrough-900mah-vape-battery.html> (Mar. 25, 2019).*

Primary Examiner — Rebecca Tsehaye
(74) *Attorney, Agent, or Firm* — Ware, Fressola, Maguire & Barber LLP

(57) **CLAIM**

The ornamental design for an electronic cigarette, as shown and described.

DESCRIPTION

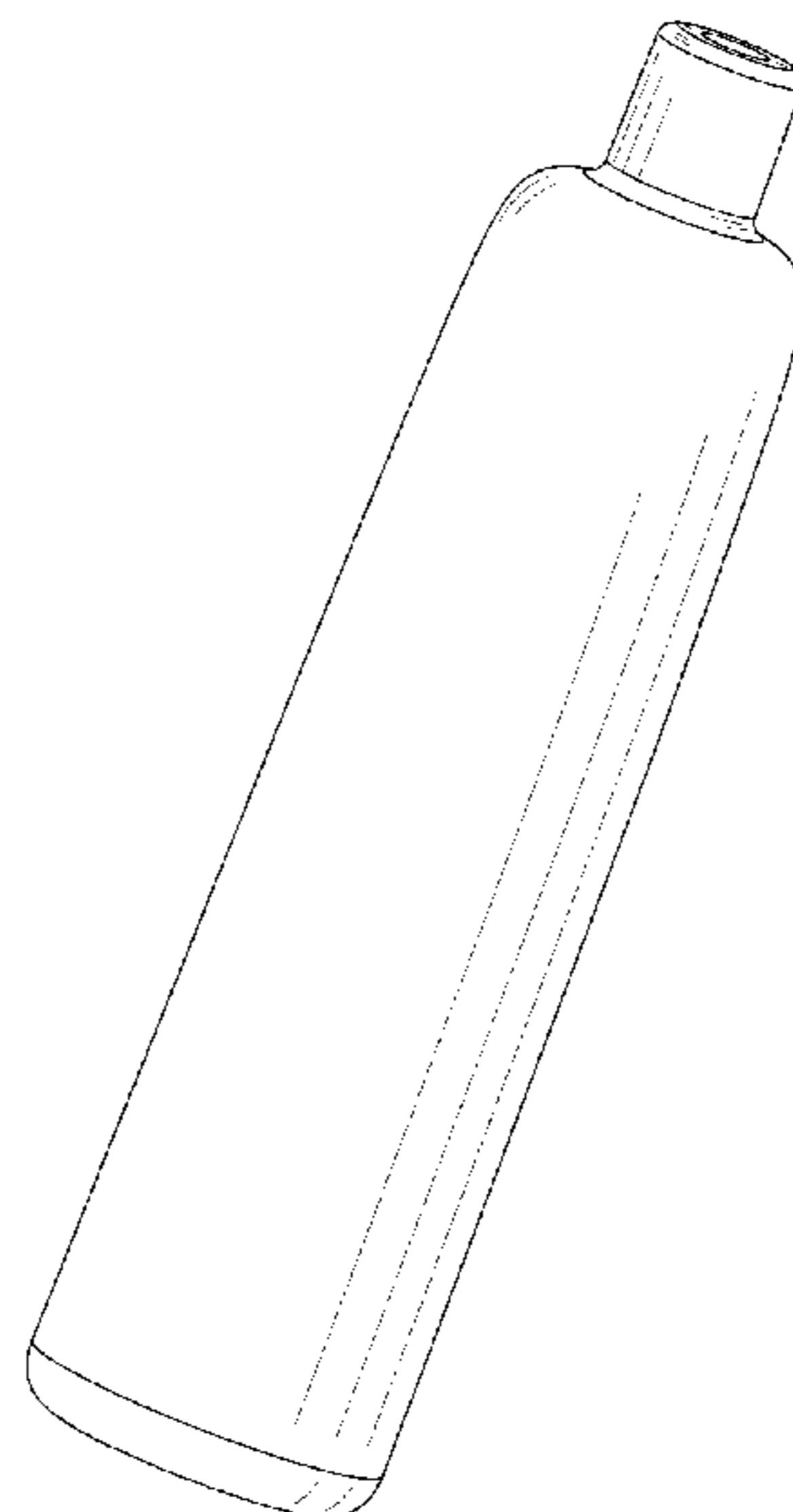
FIG. 1 is a front perspective view of an electronic cigarette of the present disclosure;
FIG. 2 is a top perspective view thereof;
FIG. 3 is a front elevational view thereof;
FIG. 4 is a rear elevational view thereof;
FIG. 5 is a left-side elevational view thereof;
FIG. 6 is a right-side elevational view of thereof;
FIG. 7 is a top plan view thereof; and,
FIG. 8 is a bottom plan view thereof.
The broken lines shown in the drawings represent portions of the electronic cigarette and form no part of the claimed design.

1 Claim, 8 Drawing Sheets

(56) **References Cited**

U.S. PATENT DOCUMENTS

- D489,627 S * 5/2004 Klitsner D9/503
- D684,311 S * 6/2013 Liu D27/101
- D722,956 S * 2/2015 Alima D13/103
- D724,264 S * 3/2015 Chambers D27/101
- D798,499 S * 9/2017 Elhalwani D27/167
- D805,248 S * 12/2017 Chen D27/170
- D806,942 S * 1/2018 Qiu D27/101



(56)

References Cited

U.S. PATENT DOCUMENTS

D948,780 S *	4/2022	Liu	D27/162
D949,469 S *	4/2022	Yang	D27/162
D952,243 S *	5/2022	Shi	D27/162
D973,265 S *	12/2022	Li	D27/162

* cited by examiner




FIG. 1

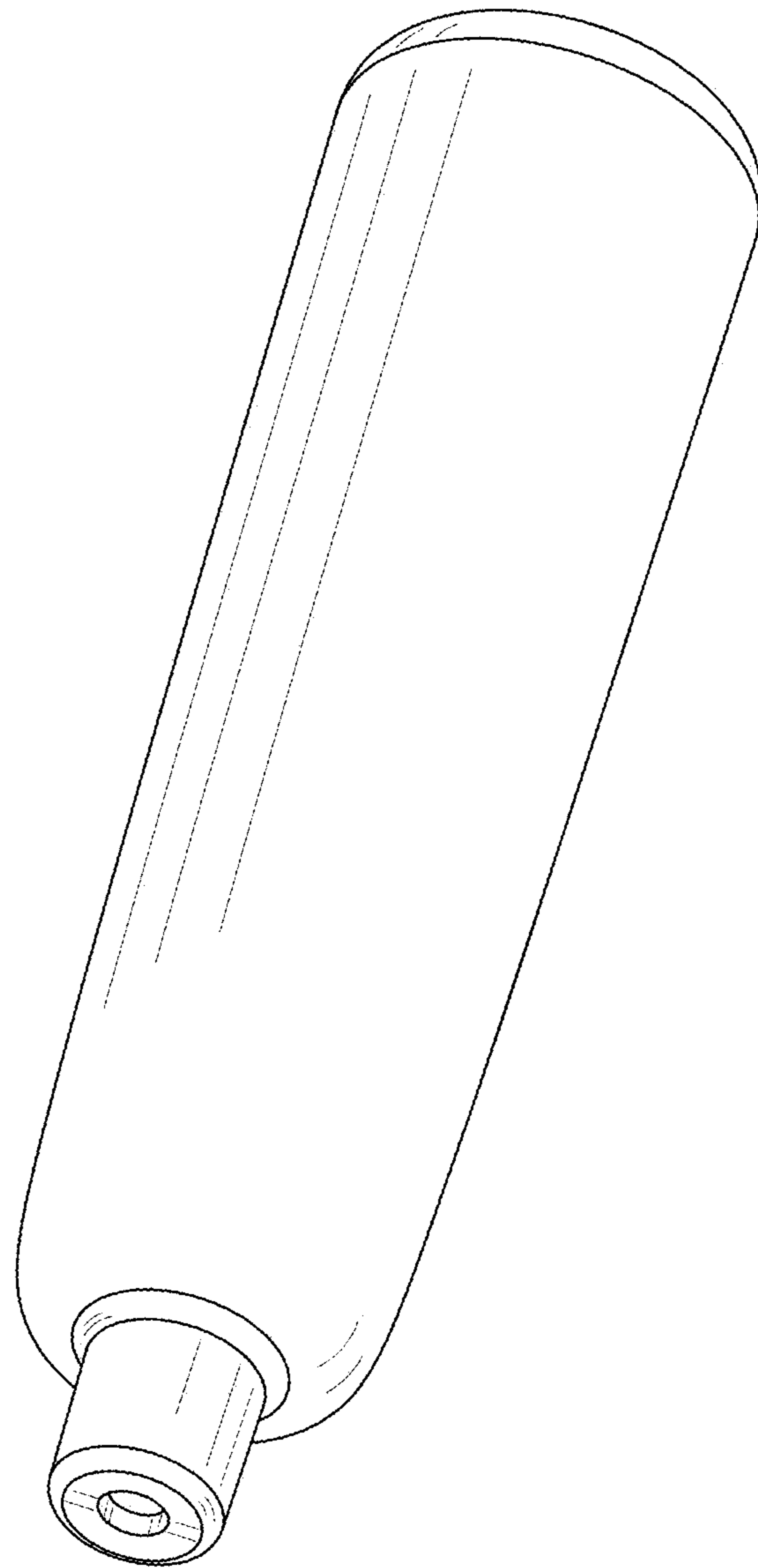


FIG. 2




FIG. 3




FIG. 4




FIG. 5




FIG. 6

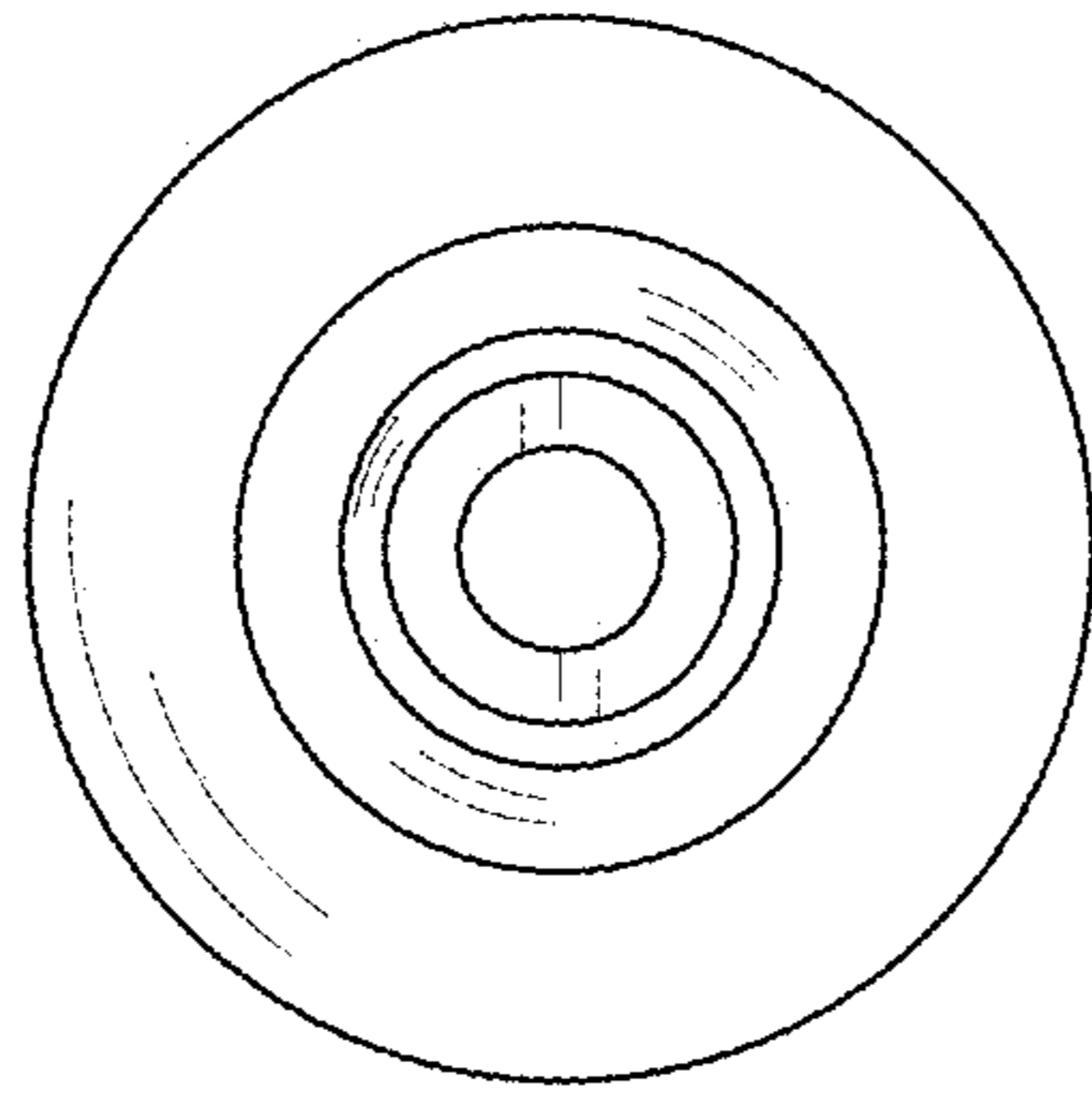


FIG. 7

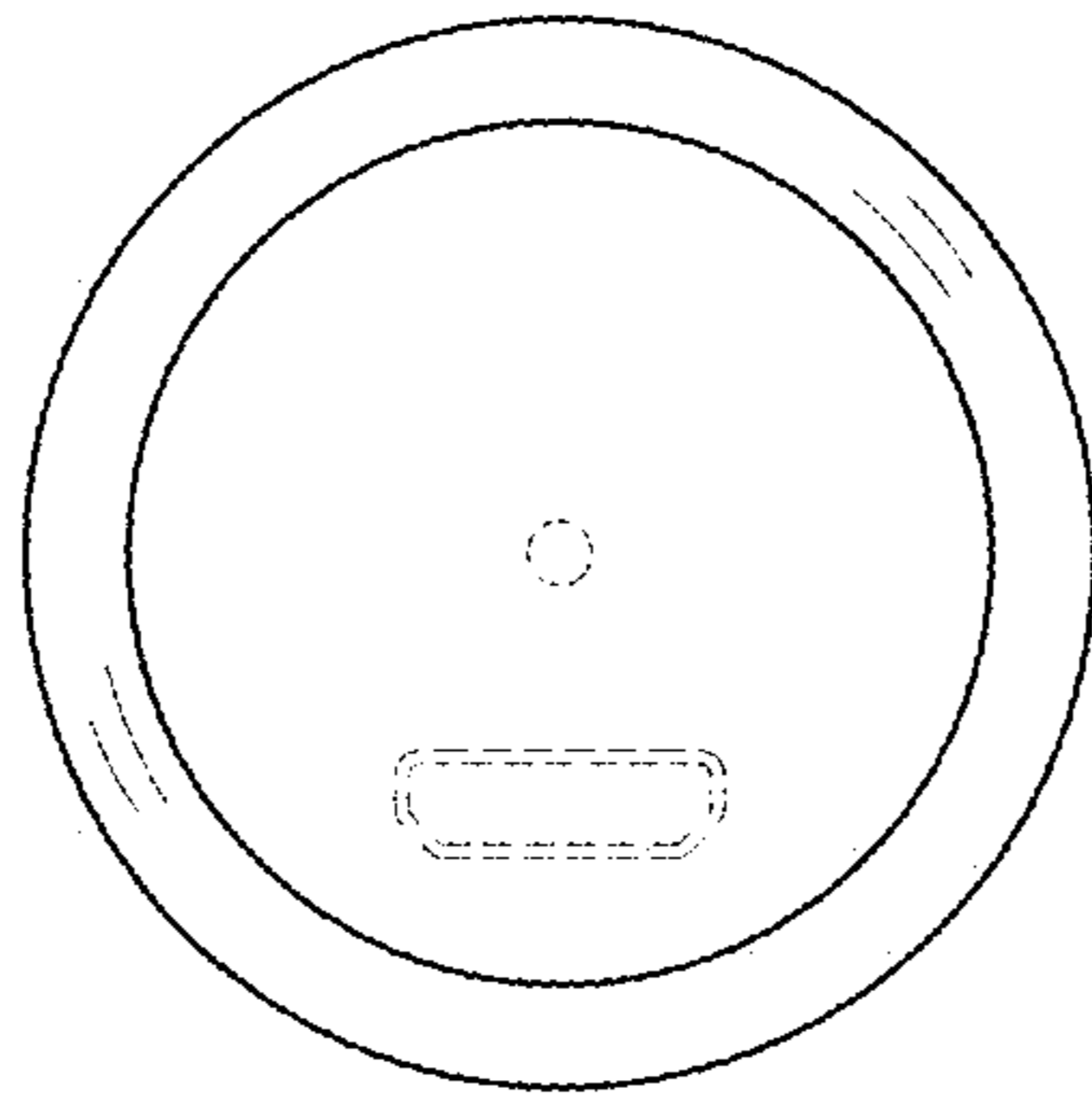


FIG. 8