



US00D984692S

(12) **United States Design Patent**  
**Schmölz**

(10) **Patent No.:** **US D984,692 S**  
(45) **Date of Patent:** **\*\* Apr. 25, 2023**

- (54) **TAILLIGHT FOR MOTOR VEHICLE**
- (71) Applicant: **Dr. Ing. h.c. F. Porsche**  
**Aktiengesellschaft, Stuttgart (DE)**
- (72) Inventor: **Fabian Schmölz, Stuttgart (DE)**
- (73) Assignee: **Dr. Ing. h.c. F. Porsche**  
**Aktiengesellschaft**
- (\*\*) Term: **15 Years**
- (21) Appl. No.: **29/776,883**
- (22) Filed: **Apr. 1, 2021**
- (30) **Foreign Application Priority Data**  
Oct. 7, 2020 (EM) ..... 008196596-0003
- (51) **LOC (14) Cl.** ..... **26-06**
- (52) **U.S. Cl.**  
USPC ..... **D26/28**
- (58) **Field of Classification Search**  
USPC ..... D26/28, 29, 30, 31, 32, 33, 34, 35, 36  
CPC ..... F21W 2103/35; F21W 2103/40; F21W  
2102/17; F21W 2102/30; F21W 2103/00;  
F21W 2103/55; F21W 2104/00; F21W  
2107/17; F21W 2107/13; F21S 41/00;  
F21S 41/141; F21S 41/162; F21S 41/18;  
F21S 41/20; F21S 41/33; F21S 41/36;  
F21S 41/60; F21S 43/00; F21V 21/04  
See application file for complete search history.
- (56) **References Cited**  
**U.S. PATENT DOCUMENTS**  
D837,422 S \* 1/2019 Yamashita ..... D26/28  
D845,520 S \* 4/2019 Mössner ..... D26/28

- D859,710 S \* 9/2019 Choo ..... B60Q 1/52  
D26/28
- D861,201 S \* 9/2019 Fisker ..... D26/28
- D890,387 S \* 7/2020 Kim ..... D26/28
- D900,357 S \* 10/2020 Tomasson ..... D26/28
- D918,444 S \* 5/2021 Yu ..... D26/28
- D921,244 S \* 6/2021 Jung ..... D26/28
- D921,246 S \* 6/2021 Lee ..... D26/28
- D936,256 S \* 11/2021 Kim ..... D26/28
- D952,915 S \* 5/2022 Cho ..... D26/28
- D952,917 S \* 5/2022 Ha ..... D26/28
- D958,419 S \* 7/2022 Caussimon ..... D26/28

\* cited by examiner

*Primary Examiner* — Angela J Lee  
(74) *Attorney, Agent, or Firm* — RatnerPrestia

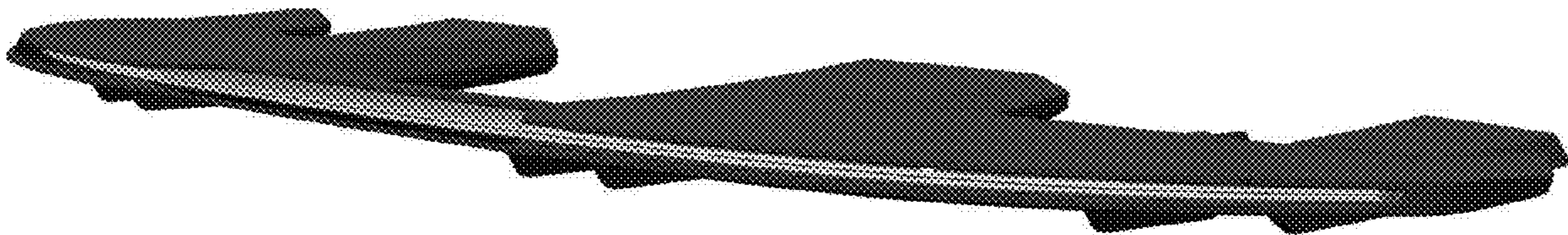
(57) **CLAIM**

The ornamental design for a taillight for motor vehicle, as shown and described.

**DESCRIPTION**

FIG. 1 is a perspective view of a taillight for motor vehicle;  
FIG. 2 is a front view thereof;  
FIG. 3 is a rear view thereof;  
FIG. 4 is a right side view thereof;  
FIG. 5 is a left side view thereof;  
FIG. 6 is a top plan view thereof; and,  
FIG. 7 is a bottom plan view thereof.

**1 Claim, 2 Drawing Sheets**






FIG. 1



FIG. 2



FIG. 3




FIG. 4



FIG. 5




FIG. 6




FIG. 7