



US00D984686S

(12) **United States Design Patent**  
**Xie et al.**

(10) **Patent No.:** **US D984,686 S**  
(45) **Date of Patent:** **\*\* Apr. 25, 2023**

(54) **LIGHT STRING**

FOREIGN PATENT DOCUMENTS

(71) Applicant: **SHENZHEN EKOLA LIGHTING TECHNOLOGY CO., LTD.**, Shenzhen (CN)

GB 6128163 \* 4/2021

(72) Inventors: **Dingbo Xie**, Shenzhen (CN); **Jianbo Chen**, Shenzhen (CN); **Bingbin Jia**, Shenzhen (CN); **Jie Liu**, Shenzhen (CN)

OTHER PUBLICATIONS

“Anjaylia” reference by NXD Store on Amazon.com, date first available Sep. 18, 2018 [online], site visited Nov. 16, 2022, available from internet URL: <https://www.amazon.com/ANJAYLIA-Battery-Operated-Waterproof-Dimmable/dp/B07HG19X7J> (Year: 2018).\*

(73) Assignee: **SHENZHEN EKOLA LIGHTING TECHNOLOGY CO., LTD.**, Shenzhen (CN)

*Primary Examiner* — Richard Kearney  
*Assistant Examiner* — Liv C Anderson

(\*\*) Term: **15 Years**

(21) Appl. No.: **29/774,101**

(57) **CLAIM**

(22) Filed: **Mar. 15, 2021**

The ornamental design for a light string, as shown and described.

(51) **LOC (14) Cl.** ..... **26-04**

(52) **U.S. Cl.**  
USPC ..... **D26/25**

(58) **Field of Classification Search**  
USPC ..... D26/1, 2, 4, 24, 25, 27, 57, 61, 67, 73, D26/94, 98, 103, 110, 119, 128; D11/117, 121, 130  
CPC ..... F21S 4/00; F21S 4/10; F21S 4/15; F21S 4/20; F21S 4/22; F21S 4/24; F21S 4/26; F21W 2121/00; F21W 2121/04; F21W 2131/109

**DESCRIPTION**

See application file for complete search history.

(56) **References Cited**

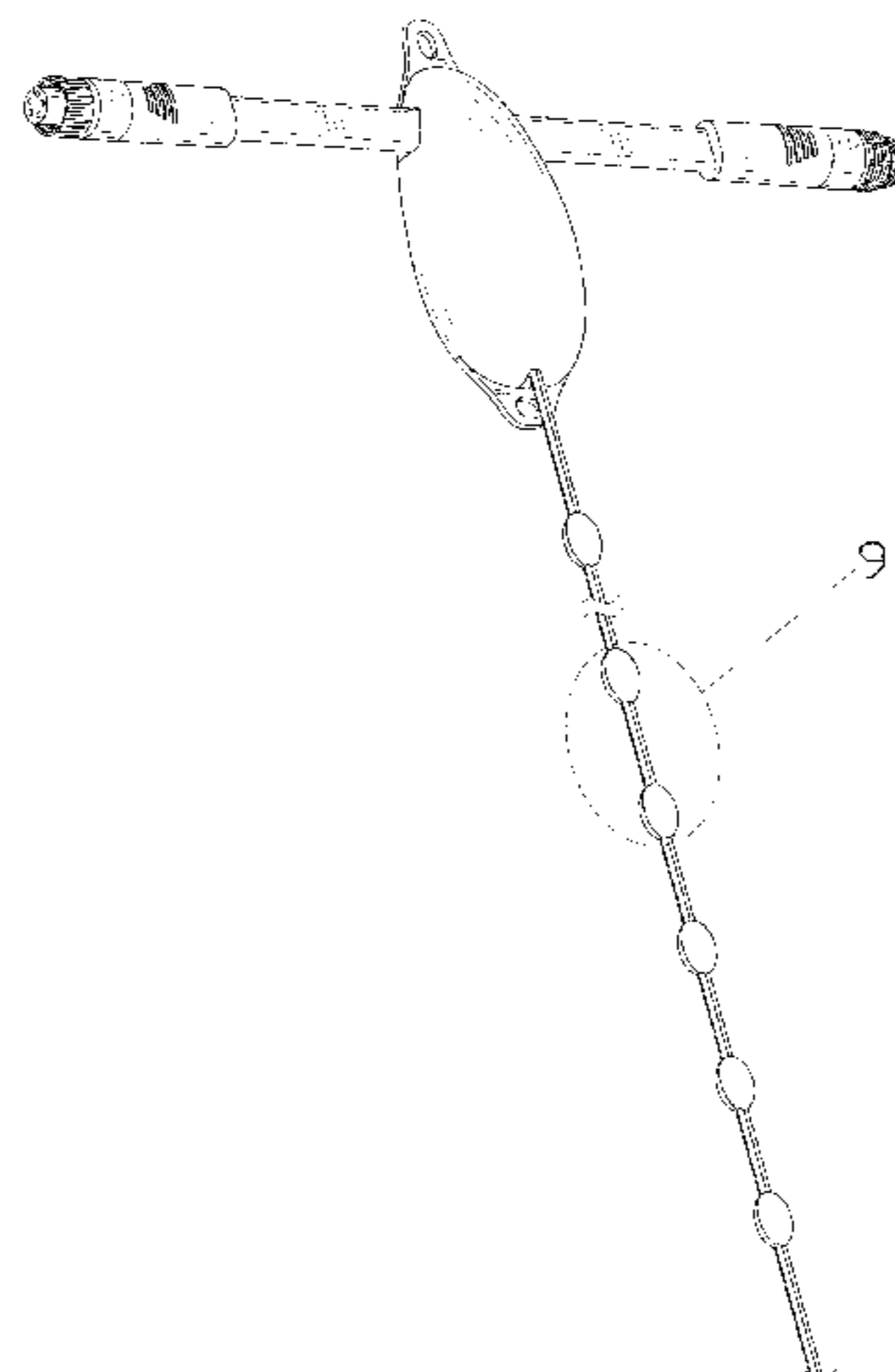
U.S. PATENT DOCUMENTS

D865,232 S \* 10/2019 Wu ..... D26/25  
D873,445 S \* 1/2020 Chen ..... D26/25  
D900,356 S \* 10/2020 Zhu ..... D26/1  
D952,198 S \* 5/2022 Qu ..... D26/25  
D953,585 S \* 5/2022 Lin ..... D26/25  
D956,277 S \* 6/2022 Lu ..... D26/25  
11,353,175 B1 \* 6/2022 Xie ..... F21V 17/101  
D962,493 S \* 8/2022 Xu ..... D26/1  
D962,494 S \* 8/2022 Zheng ..... D26/1

FIG. 1 is a perspective view of a light string showing my new design;  
FIG. 2 is another perspective view thereof;  
FIG. 3 is a front elevational view thereof;  
FIG. 4 is a rear elevational view thereof;  
FIG. 5 is a left side elevational view thereof;  
FIG. 6 is a right side elevational view thereof;  
FIG. 7 is a top plan view thereof;  
FIG. 8 is a bottom plan view thereof; and,  
FIG. 9 is an enlarged view of portion 9 shown in FIG. 1. The light string is shown with a symbolic break in its length and the appearance of any portion of the light string between the break lines form no part of the claimed design. The broken lines in the drawings depict portions of the light string that form no part of the claimed design. The dot-dash lines encircling enlarged views in FIGS. 1 and 9 are for annotative purposes only and form no part of the claimed design.

(Continued)

**1 Claim, 9 Drawing Sheets**



(56)

**References Cited**

U.S. PATENT DOCUMENTS

D965,187 S \* 9/2022 Zhou ..... D26/25  
D971,457 S \* 11/2022 Zhou ..... D26/25  
2002/0176252 A1\* 11/2002 Pan ..... F21S 4/10  
362/249.01  
2012/0119664 A1\* 5/2012 Hsu ..... H05B 45/30  
315/186

\* cited by examiner

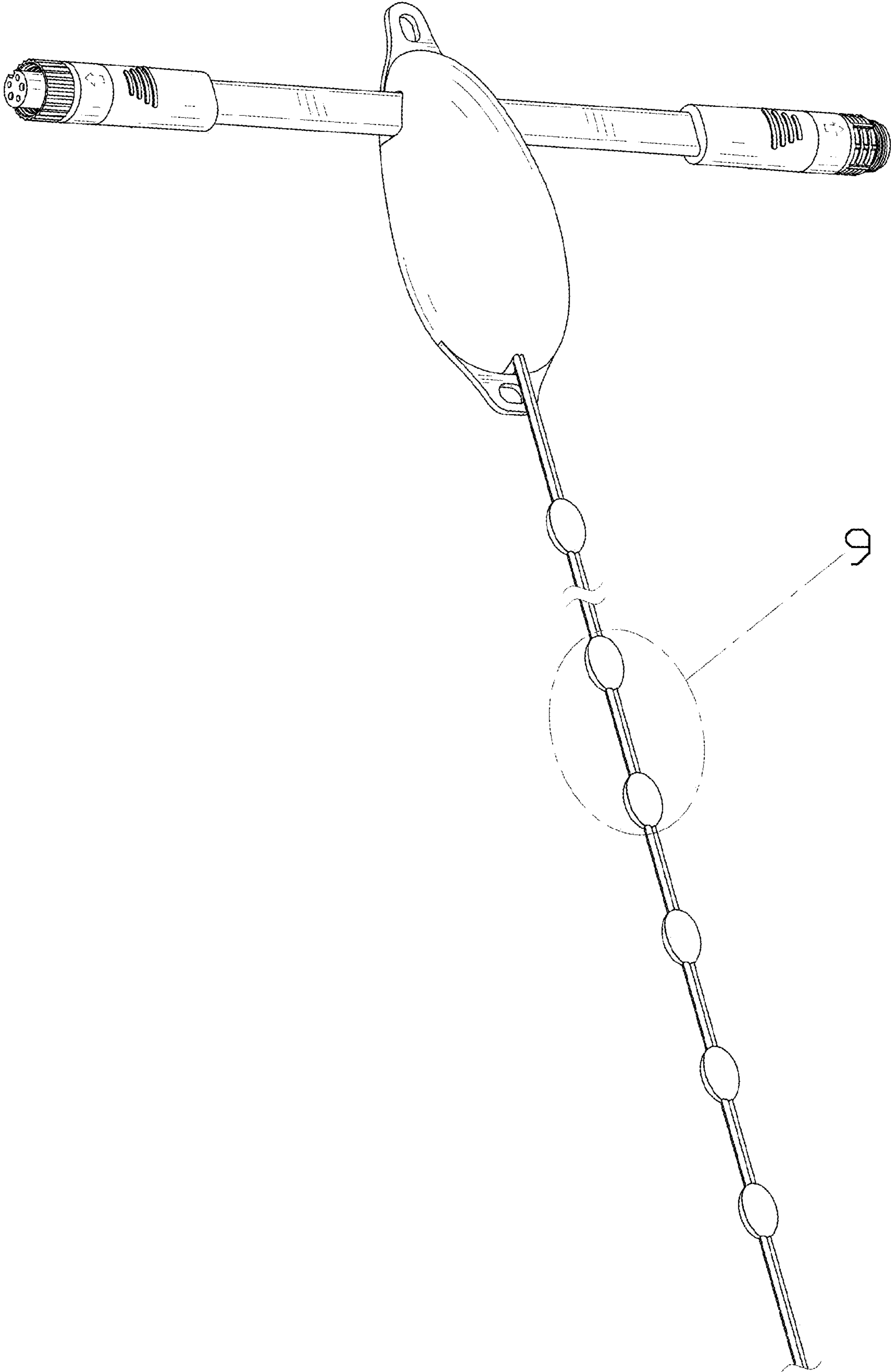


FIG. 1



FIG. 2



FIG. 3

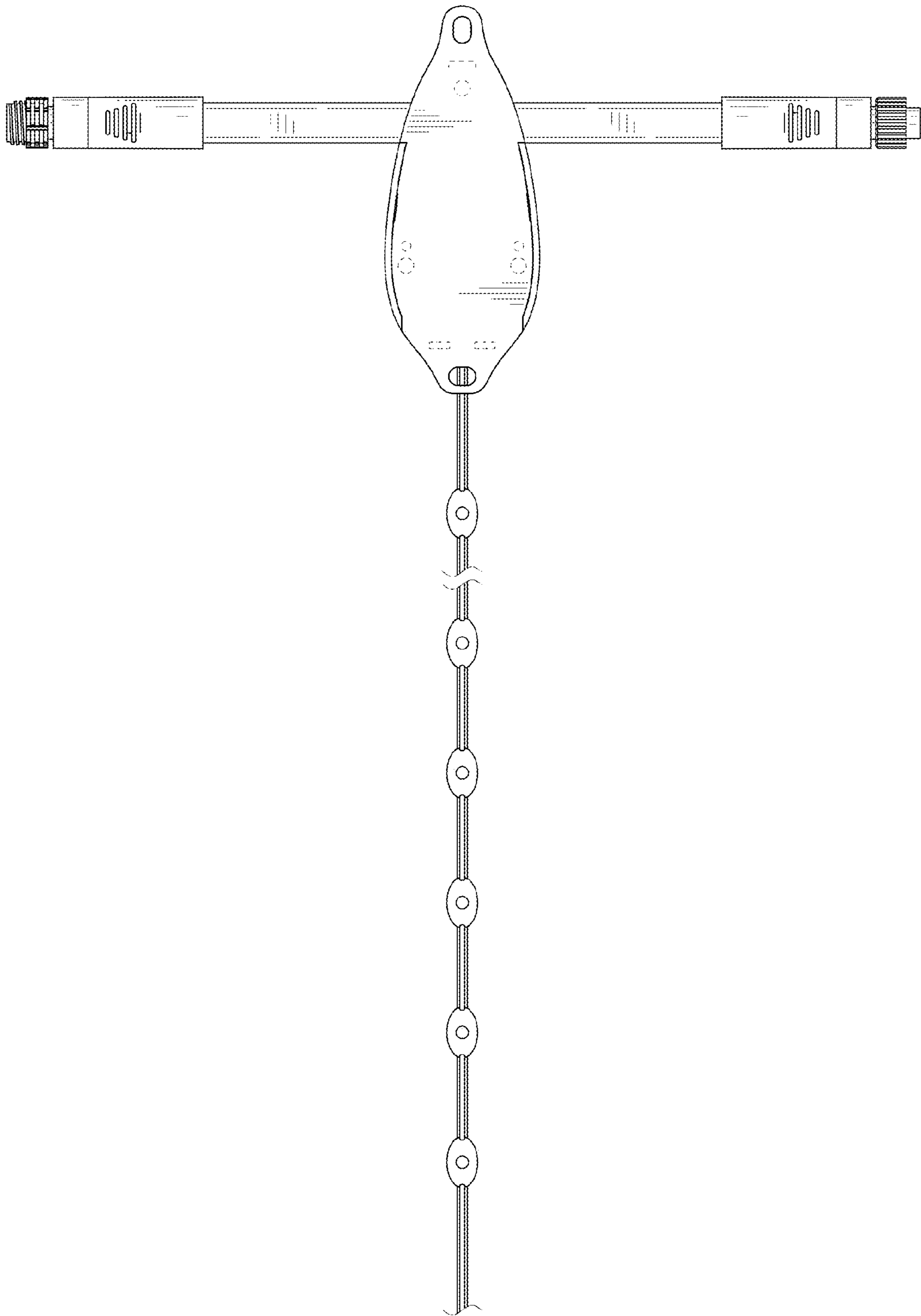


FIG. 4

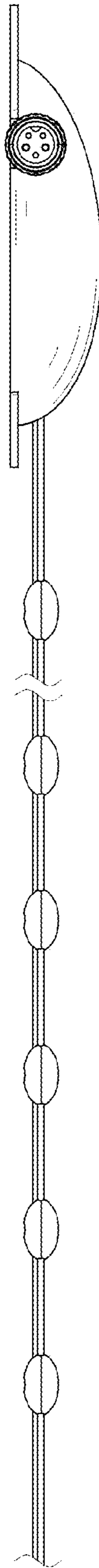


FIG. 5

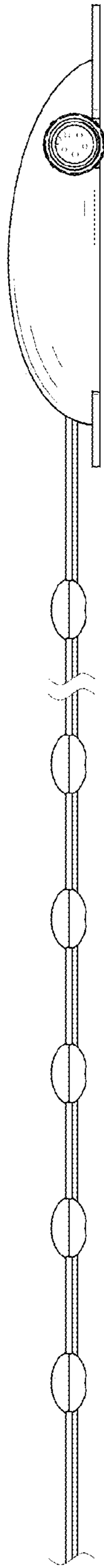


FIG. 6



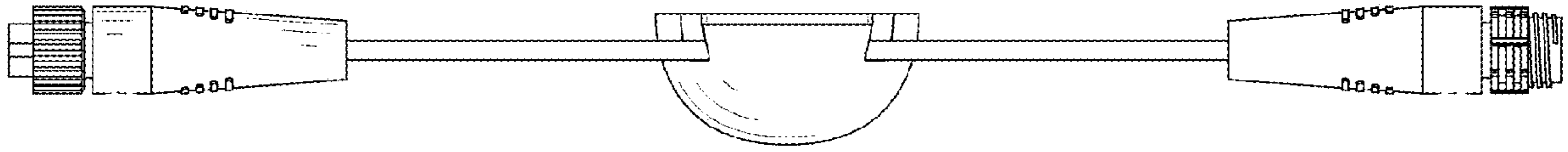


FIG. 7

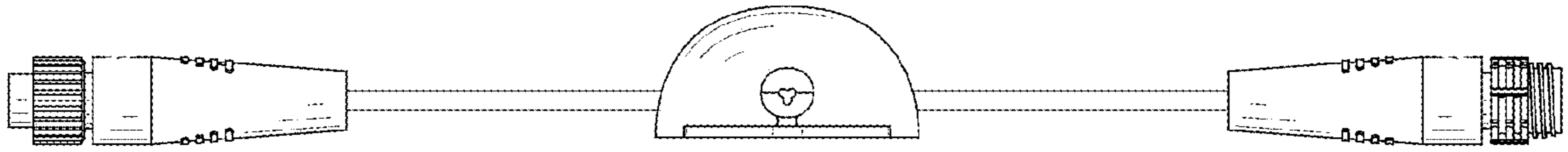


FIG. 8

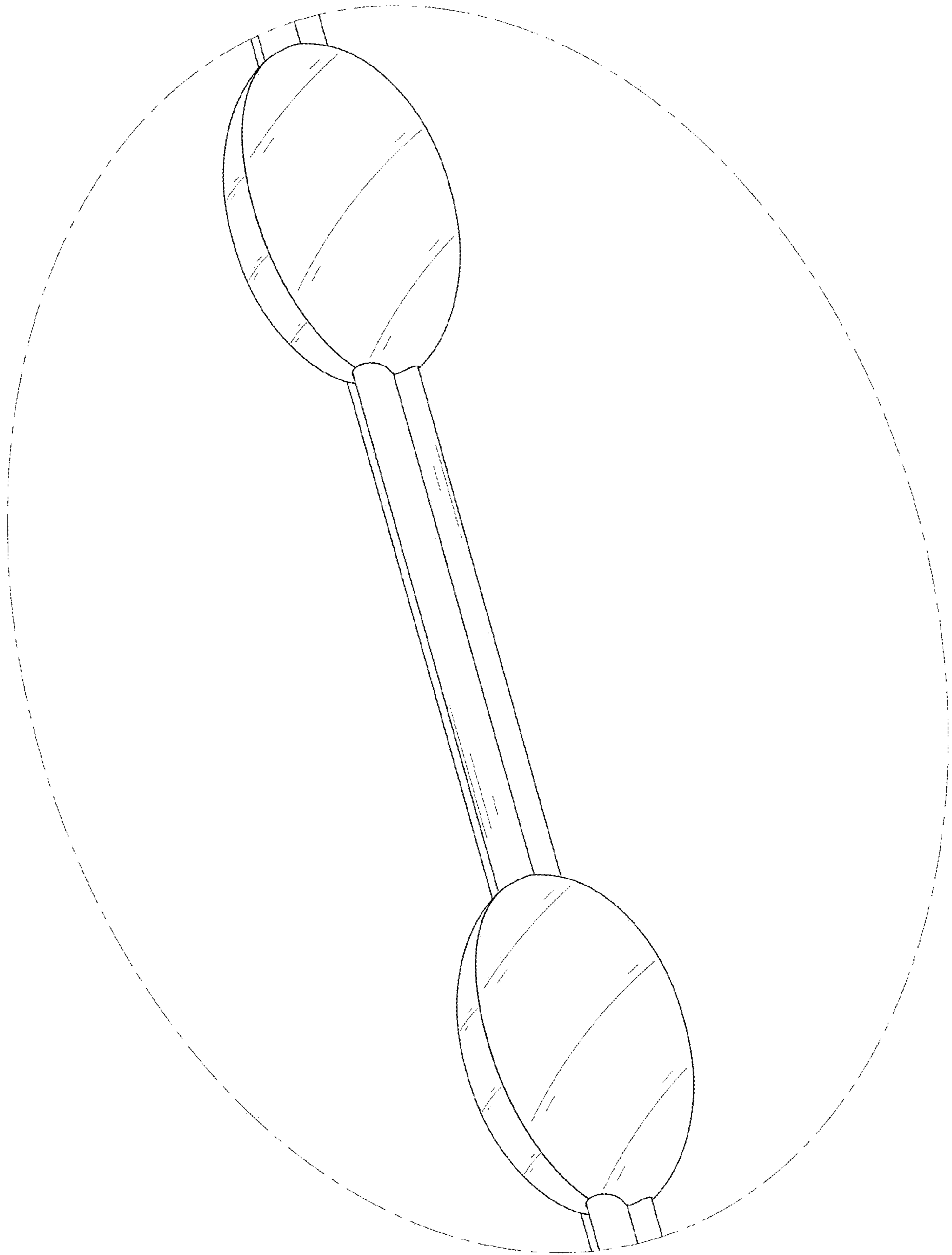


FIG. 9