



US00D984680S

(12) **United States Design Patent**  
**Rashid et al.**

(10) **Patent No.:** **US D984,680 S**  
(45) **Date of Patent:** **\*\* Apr. 25, 2023**

(54) **BASE MEMBER FOR A ROOFING SUPPORT SYSTEM**

(71) Applicant: **Phil Squared Roof Jack Systems LLC**, Milford, MI (US)

(72) Inventors: **Philip F Rashid**, Milford, MI (US);  
**Phillip A Tesolin**, Hartland, MI (US)

(73) Assignee: **Phil Squared Roof Jack Systems LLC**, Highland, MI (US)

(\*\*) Term: **15 Years**

(21) Appl. No.: **29/778,745**

(22) Filed: **Apr. 14, 2021**

(51) **LOC (14) Cl.** ..... **25-01**

(52) **U.S. Cl.**  
USPC ..... **D25/138**; D25/113; D25/133

(58) **Field of Classification Search**  
USPC ..... D25/113, 119, 125, 126, 127, 128, 129,  
D25/130, 131, 132, 133, 134, 135, 136,  
D25/138  
CPC ..... E04D 15/00; E04D 15/02; E04D 13/12;  
E04G 3/24; E04G 3/26; E04G 3/34;  
E04G 3/265; E04G 21/166; A47B 91/12;  
A47B 91/024

See application file for complete search history.

(56) **References Cited**

**U.S. PATENT DOCUMENTS**

341,950 A 5/1886 Sharpe  
1,586,038 A 5/1926 Hall  
D229,330 S \* 11/1973 Miles ..... D12/217  
4,135,335 A 1/1979 Jensen

(Continued)

**FOREIGN PATENT DOCUMENTS**

CA 03681 \* 7/2022  
CA 203679 \* 7/2022

(Continued)

**OTHER PUBLICATIONS**

Dura-Blok Rooftop Supports, posted (date unavailable) [online], [retrieved Oct. 5, 2022]. Retrieved from internet, <https://www.eaton.com/us/en-us/catalog/support-systems/dura-blok-rooftop-supports.html> (Year: 2022).\*

(Continued)

*Primary Examiner* — T Chase Nelson

*Assistant Examiner* — Sydney Margaret Parsley

(74) *Attorney, Agent, or Firm* — North Star IP Law PLLC; Edmund P. Anderson

(57) **CLAIM**

The ornamental design for a base member for a roofing support system, as shown and described.

**DESCRIPTION**

FIG. 1 is a top perspective view of an embodiment of a base member for a roofing support system showing our new design;

FIG. 2 is a top view thereof;

FIG. 3 is a bottom view thereof;

FIG. 4 is a left side view thereof;

FIG. 5 is a right side view thereof;

FIG. 6 is a front view thereof; and

FIG. 7 is a rear view thereof;

FIG. 8 is a top perspective view of a second embodiment of a base member for a roofing support system;

FIG. 9 is a top view thereof;

FIG. 10 is a bottom view thereof;

FIG. 11 is a left side view thereof;

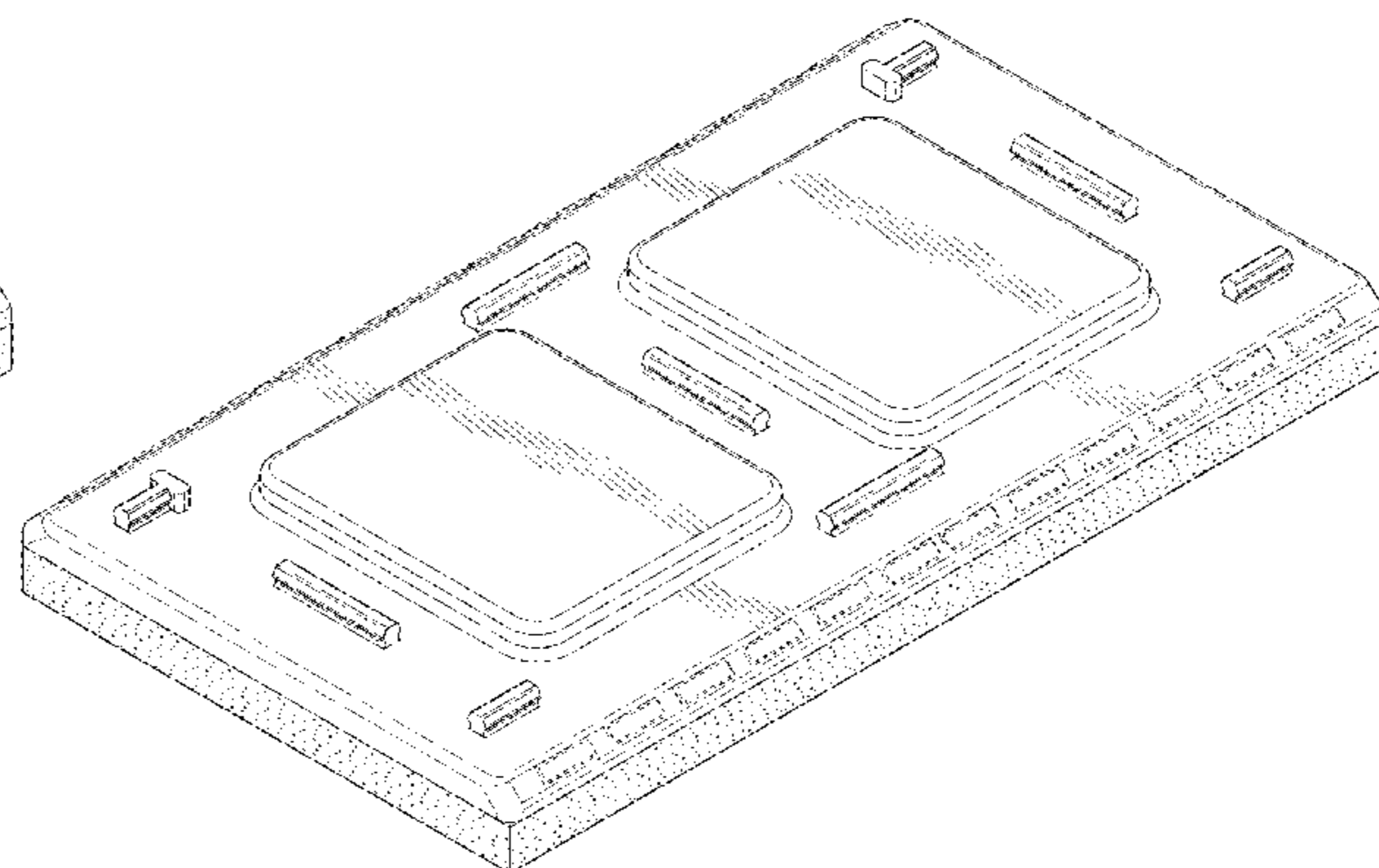
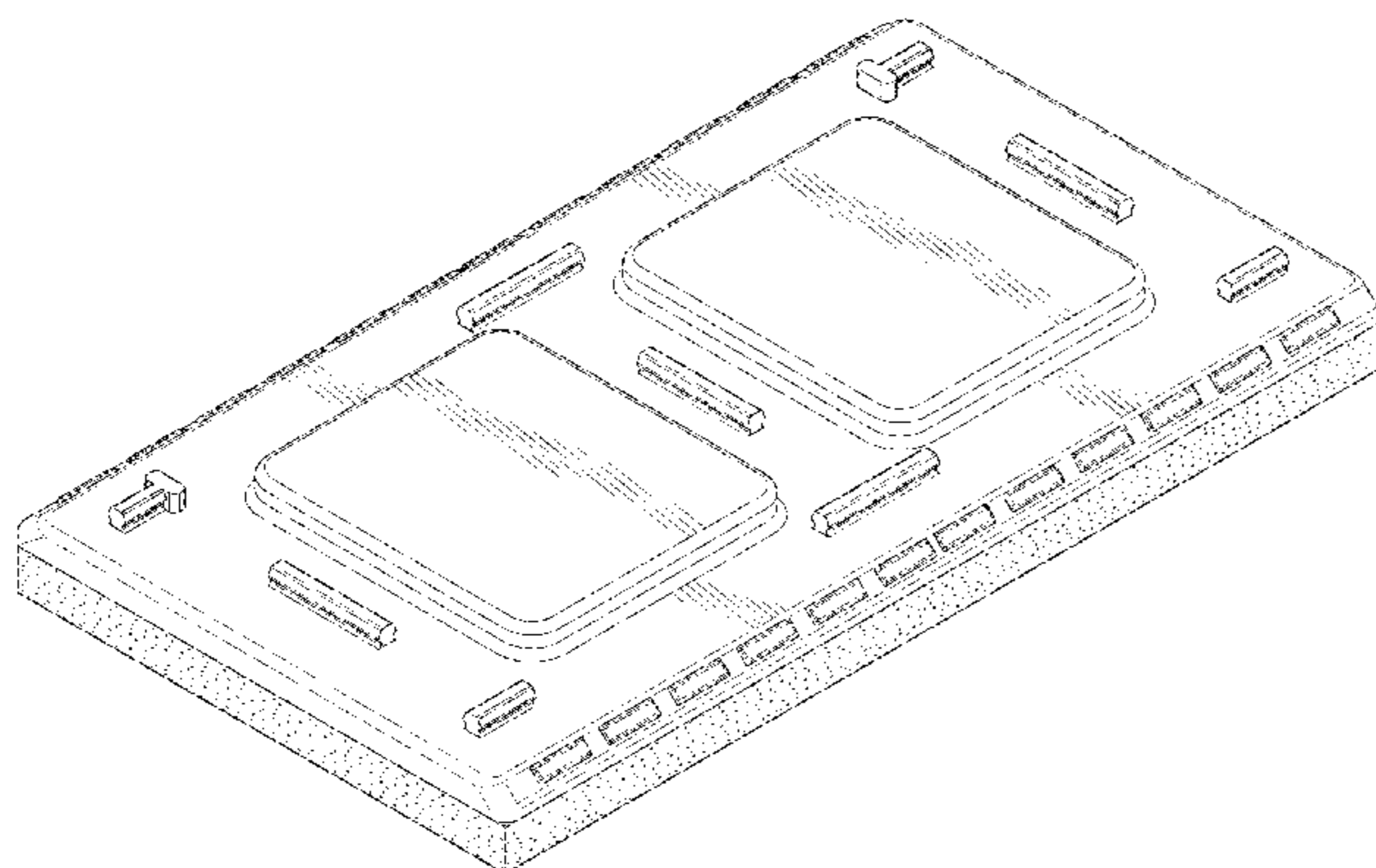
FIG. 12 is a right side view thereof;

FIG. 13 is a front view thereof; and,

FIG. 14 is a rear view thereof.

The broken lines are for the purpose of illustrating portions of the base member for a roofing support system that form no part of the claimed design.

**1 Claim, 10 Drawing Sheets**



(56)

References Cited

U.S. PATENT DOCUMENTS

4,830,320 A 5/1989 Bellows  
 5,232,187 A 8/1993 O'Farrell et al.  
 5,263,551 A 11/1993 Andersen  
 5,715,910 A 2/1998 Koch et al.  
 5,887,406 A 3/1999 Bond  
 5,943,839 A 8/1999 Miller  
 D425,440 S \* 5/2000 Franklin ..... D10/113.3  
 6,170,222 B1 1/2001 Miller  
 D440,672 S 4/2001 Alexander  
 D461,138 S \* 8/2002 Spiller ..... D10/113.3  
 6,622,960 B2 9/2003 Hyde  
 D596,812 S 7/2009 Sicken et al.  
 8,104,575 B1 1/2012 Bancroft  
 8,448,746 B2 5/2013 Davis  
 D704,858 S 5/2014 Green  
 9,145,687 B1 9/2015 Bancroft  
 D743,628 S 11/2015 Millington  
 D762,306 S 7/2016 Torres et al.  
 D767,796 S 9/2016 Kinsman  
 9,458,639 B1 10/2016 Coleman  
 D809,799 S 2/2018 Pietruszewski et al.  
 9,945,128 B1 4/2018 Baird  
 D821,959 S 7/2018 Baker  
 10,206,511 B2 2/2019 Peters  
 10,662,707 B2 5/2020 Koeman  
 10,844,616 B2 11/2020 Rashid et al.  
 D920,881 S \* 6/2021 Sheehan ..... D10/113.1  
 D942,051 S \* 1/2022 Rozas Andreu ..... F16L 55/035  
 D948,753 S \* 4/2022 Rashid ..... D25/126  
 D948,754 S \* 4/2022 Rashid ..... D25/133  
 D970,051 S 4/2022 Rashid  
 D970,052 S 4/2022 Rashid  
 D960,396 S \* 8/2022 Rashid ..... D25/133  
 2004/0144815 A1 7/2004 Reid  
 2004/0221524 A1 11/2004 Poddany et al.

2004/0262467 A1 12/2004 Burr  
 2005/0097836 A1 \* 5/2005 Krovats ..... H01Q 1/12  
 52/198  
 2006/0000180 A1 1/2006 Blais et al.  
 2006/0226310 A1 10/2006 Hall et al.  
 2007/0022676 A1 \* 2/2007 Krovats ..... F16L 55/035  
 52/167.9  
 2007/0069088 A1 3/2007 Bidiville et al.  
 2009/0151039 A1 6/2009 Kielland  
 2009/0249740 A1 10/2009 Crookston  
 2010/0127002 A1 5/2010 Bel  
 2012/0080264 A1 4/2012 Lord  
 2012/0085590 A1 4/2012 Davis  
 2014/0116804 A1 5/2014 Bancroft  
 2015/0021452 A1 1/2015 Bourbonnais  
 2018/0334814 A1 \* 11/2018 Rashid ..... E04D 13/12  
 2019/0218799 A1 7/2019 Smith et al.  
 2020/0370315 A1 11/2020 Pollock  
 2021/0087836 A1 3/2021 Rashid et al.  
 2021/0180342 A1 \* 6/2021 Rashid ..... E04G 3/265  
 2021/0388619 A1 12/2021 Pollock  
 2022/0282502 A1 \* 9/2022 Rashid ..... E04G 3/265

FOREIGN PATENT DOCUMENTS

CA 203680 \* 7/2022  
 CA 203682 \* 7/2022  
 CA 209678 \* 7/2022  
 EP 0710457 A2 5/1996  
 FR 2964985 A1 3/2012

OTHER PUBLICATIONS

Highcraft STC-10T Rooftop Pipe Support Block . . . , posted Mar. 11, 2020 [online], [retrieved Oct. 5, 2022]. Retrieved from internet, [https://www.amazon.com/Highcraft-STC-10T-Galvanized-Replacement-lb-capacity/dp/B085SVFVH6/ref=sr\\_1\\_3?](https://www.amazon.com/Highcraft-STC-10T-Galvanized-Replacement-lb-capacity/dp/B085SVFVH6/ref=sr_1_3?) (Year: 2020).\*

\* cited by examiner

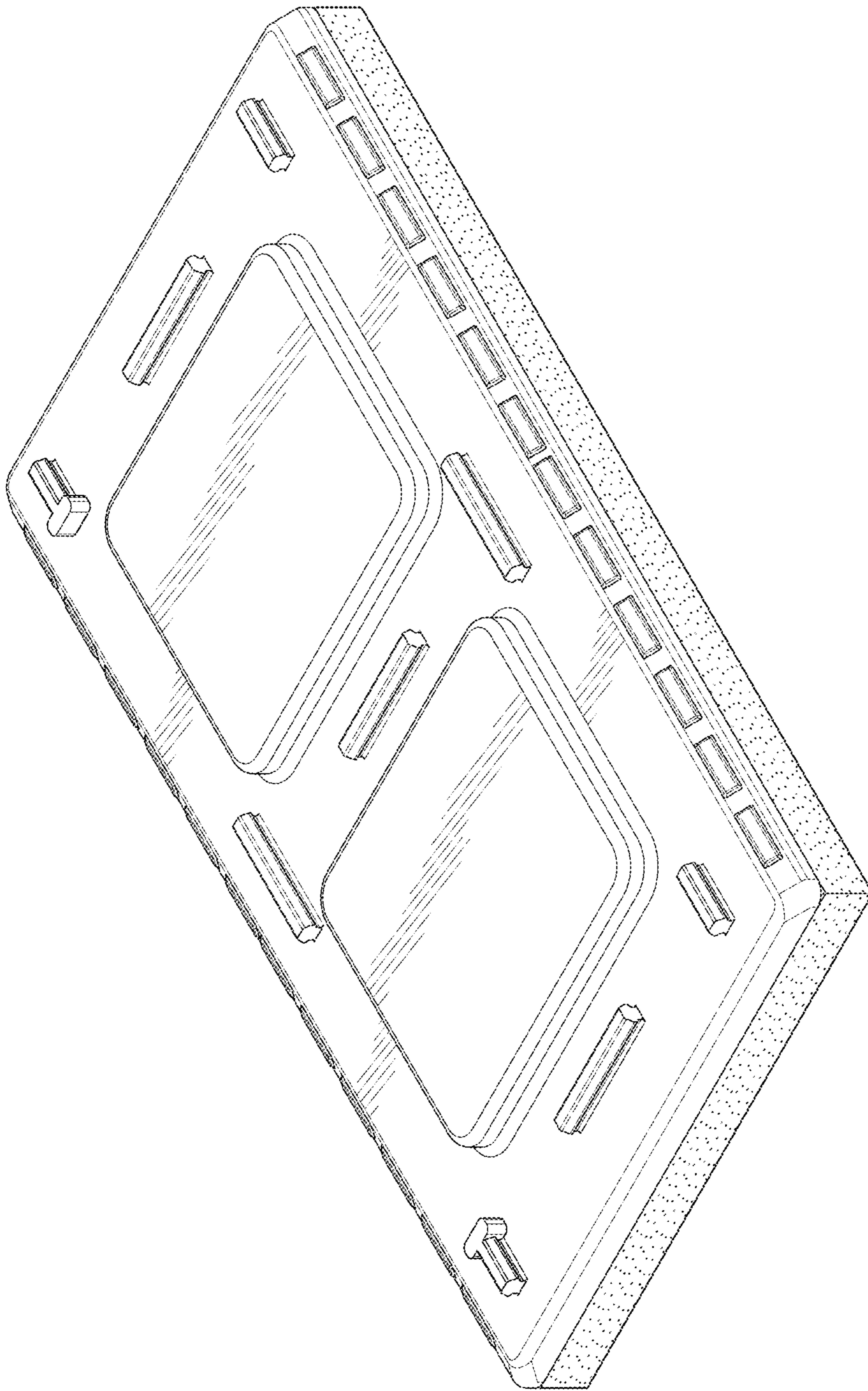


FIG. 1

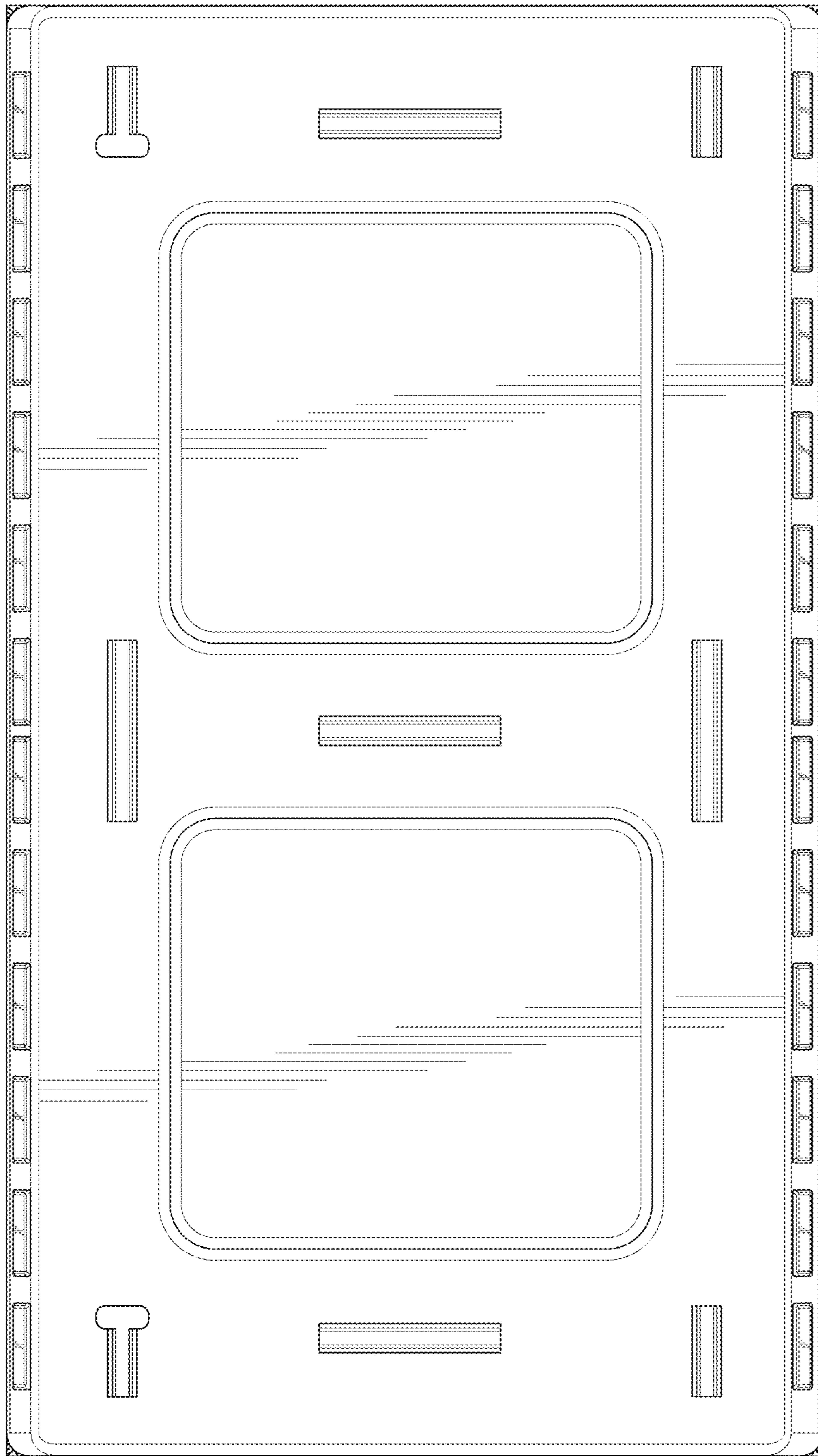


FIG. 2




FIG. 3




FIG. 4




FIG. 5

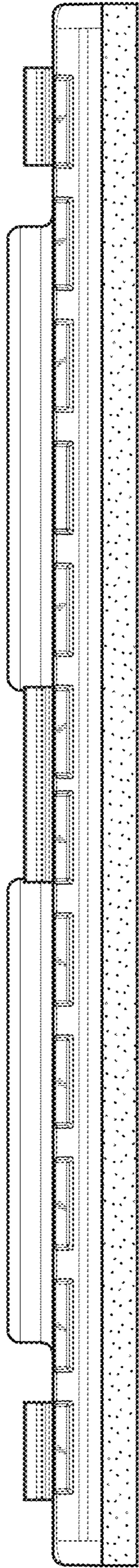


FIG. 6

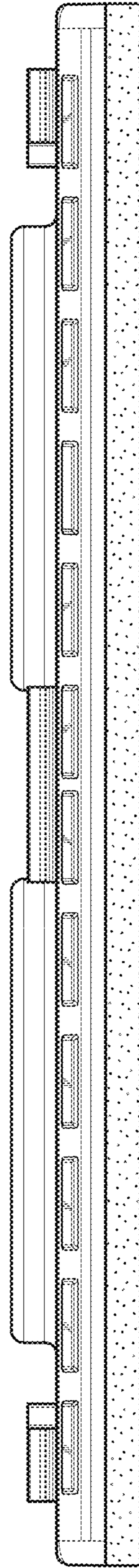


FIG. 7

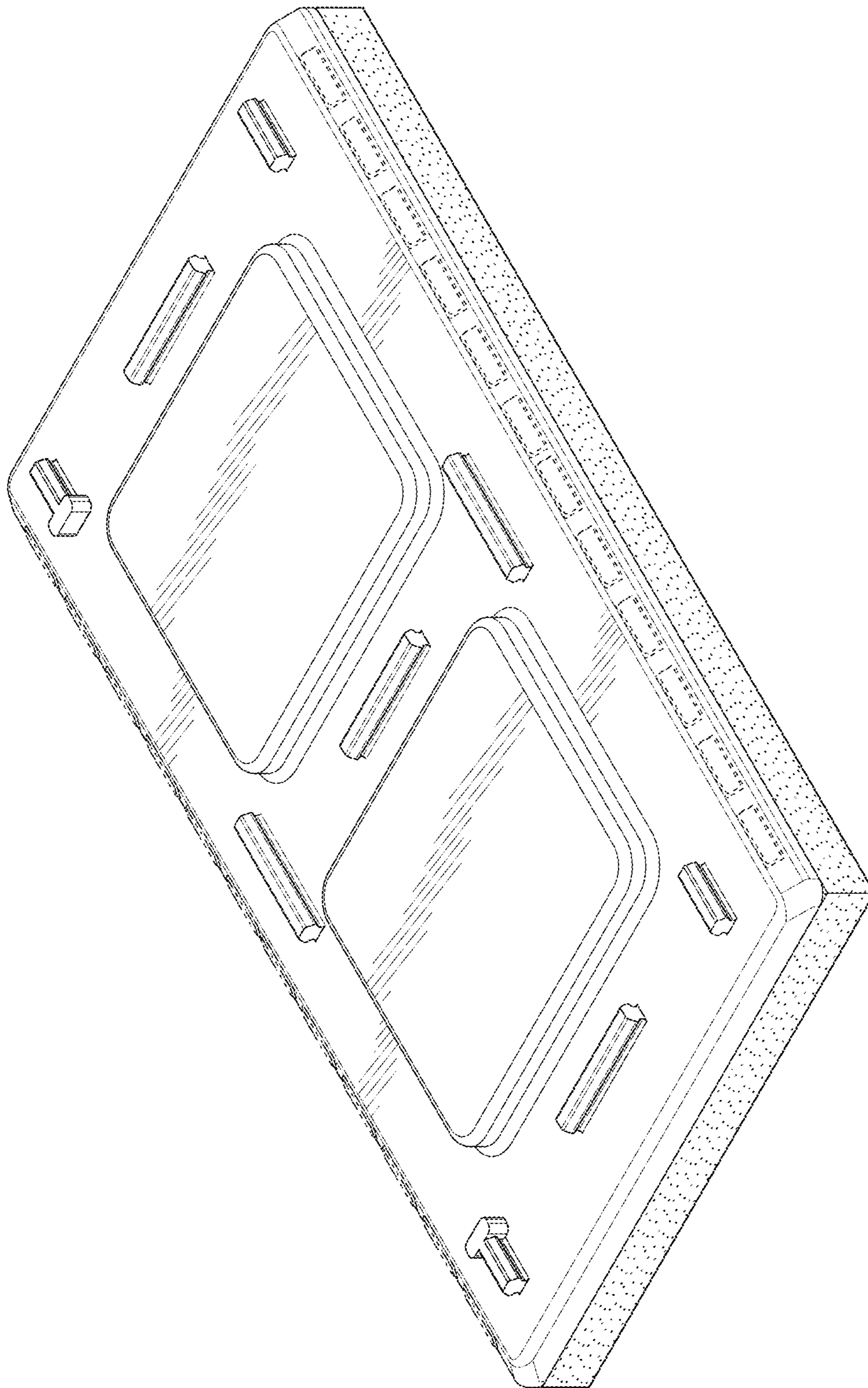


FIG. 8



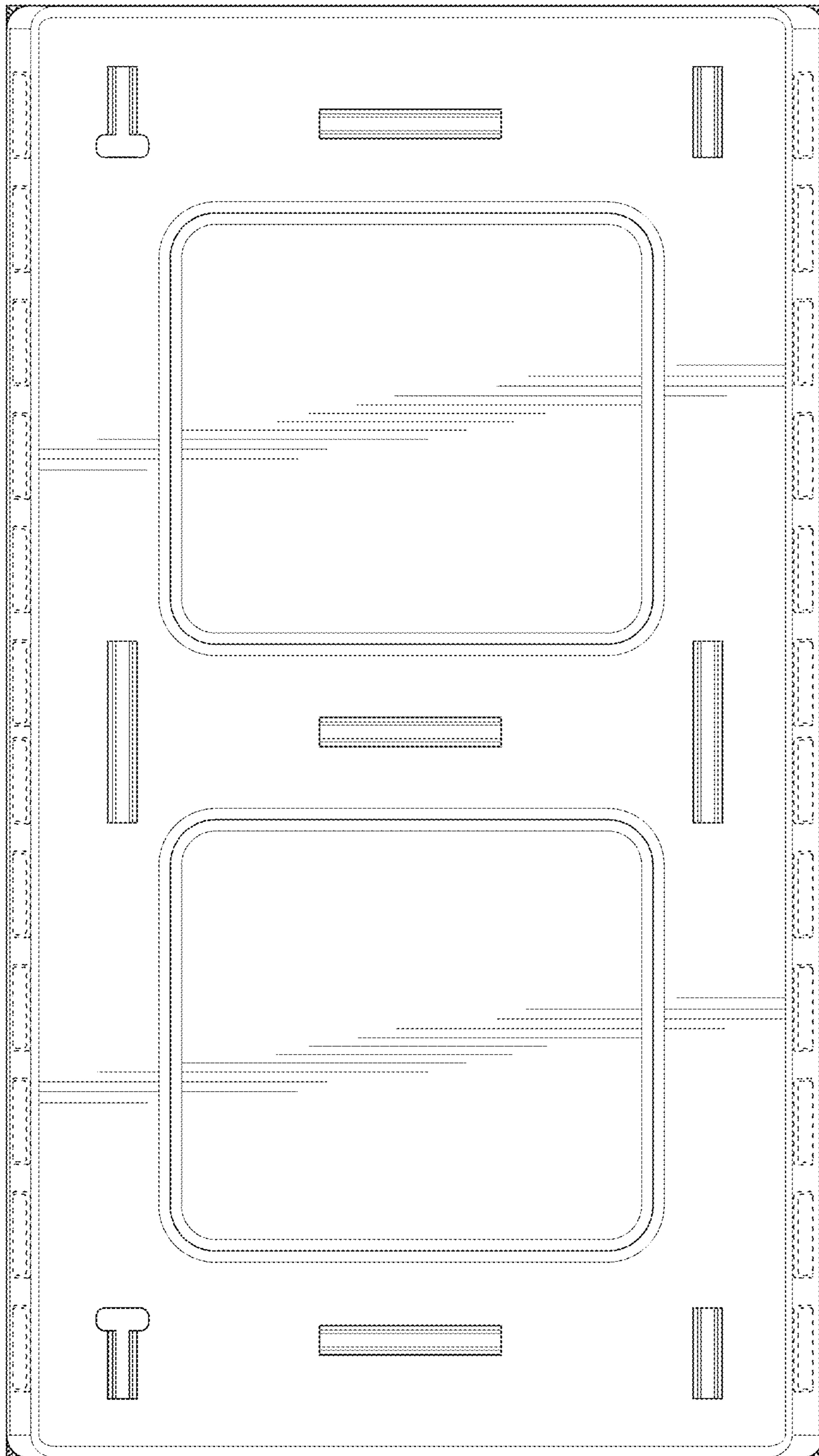



FIG. 9



**FIG. 10**




FIG. 11




FIG. 12

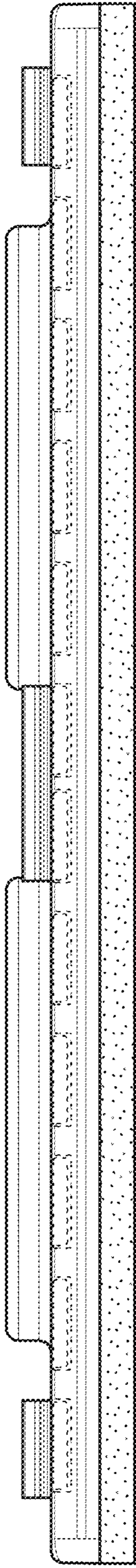


FIG. 13

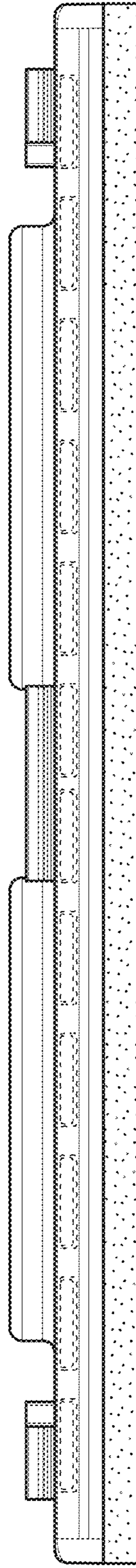


FIG. 14