



US00D984652S

(12) **United States Design Patent**
Pan

(10) **Patent No.:** **US D984,652 S**

(45) **Date of Patent:** **** Apr. 25, 2023**

- (54) **THUMB SUPPORT BRACKET**
- (71) Applicant: **Ruqing Pan**, Guangdong (CN)
- (72) Inventor: **Ruqing Pan**, Guangdong (CN)
- (**) Term: **15 Years**
- (21) Appl. No.: **29/884,490**
- (22) Filed: **Feb. 13, 2023**
- (51) **LOC (14) Cl.** **24-04**
- (52) **U.S. Cl.**
USPC **D24/190**
- (58) **Field of Classification Search**
USPC D24/189, 190; D29/120.1
CPC A61F 5/0118; A61F 5/013; A61F 5/05866;
A61F 5/05875; A61F 13/04
See application file for complete search history.

- D307,184 S * 4/1990 McConnell D29/113
- D326,916 S * 6/1992 Briggs, III D24/189
- D375,363 S * 11/1996 Reynolds D24/190
- D405,180 S 2/1999 Reina
- 6,561,995 B1 * 5/2003 Thibodo, Jr. A61F 5/0118
128/880
- D551,352 S 9/2007 Frangi
- D605,776 S * 12/2009 Weber D24/190
- D621,052 S * 8/2010 Kase D24/189
- D621,518 S * 8/2010 Arbesman D24/189
- D636,881 S * 4/2011 Clemens D24/189
- D641,482 S * 7/2011 Robertson D24/190
- D643,931 S * 8/2011 Voskuilen D24/190
- D662,557 S * 6/2012 Nawracaj D21/683
- D663,432 S * 7/2012 Nichols D24/189
- D674,099 S * 1/2013 Nichols D24/189
- D882,098 S * 4/2020 Kase D24/189
- D882,099 S * 4/2020 Zhu D24/190
- 10,842,661 B1 * 11/2020 Gaylord A61F 5/05875

(Continued)

(56) **References Cited**

U.S. PATENT DOCUMENTS

- 1,471,948 A * 10/1923 Jesse A61F 5/05866
602/22
- 2,161,720 A * 6/1939 Morelli A61F 13/063
604/293
- D131,437 S * 2/1942 Love D22/107
- 2,357,413 A * 9/1944 McGinnis A61F 5/50
128/880
- 4,136,686 A * 1/1979 Arluck B32B 5/24
602/7
- D251,985 S * 5/1979 Martin D6/601
- D266,345 S * 9/1982 Bigham B32B 5/24
D24/190
- D267,511 S * 1/1983 Morgan D24/190
- D291,830 S * 9/1987 Murtaugh, III D24/190
- D292,128 S * 9/1987 Thibodo, Jr. D24/190
- 4,823,789 A * 4/1989 Beisang, III A61M 25/02
128/911
- 4,895,173 A * 1/1990 Brault A61G 1/01
128/870

Primary Examiner — Jonathan J Han
Assistant Examiner — Amanda J Berlinski
 (74) *Attorney, Agent, or Firm* — Kunzler Bean & Adamson, PC; Michael Bartholomew

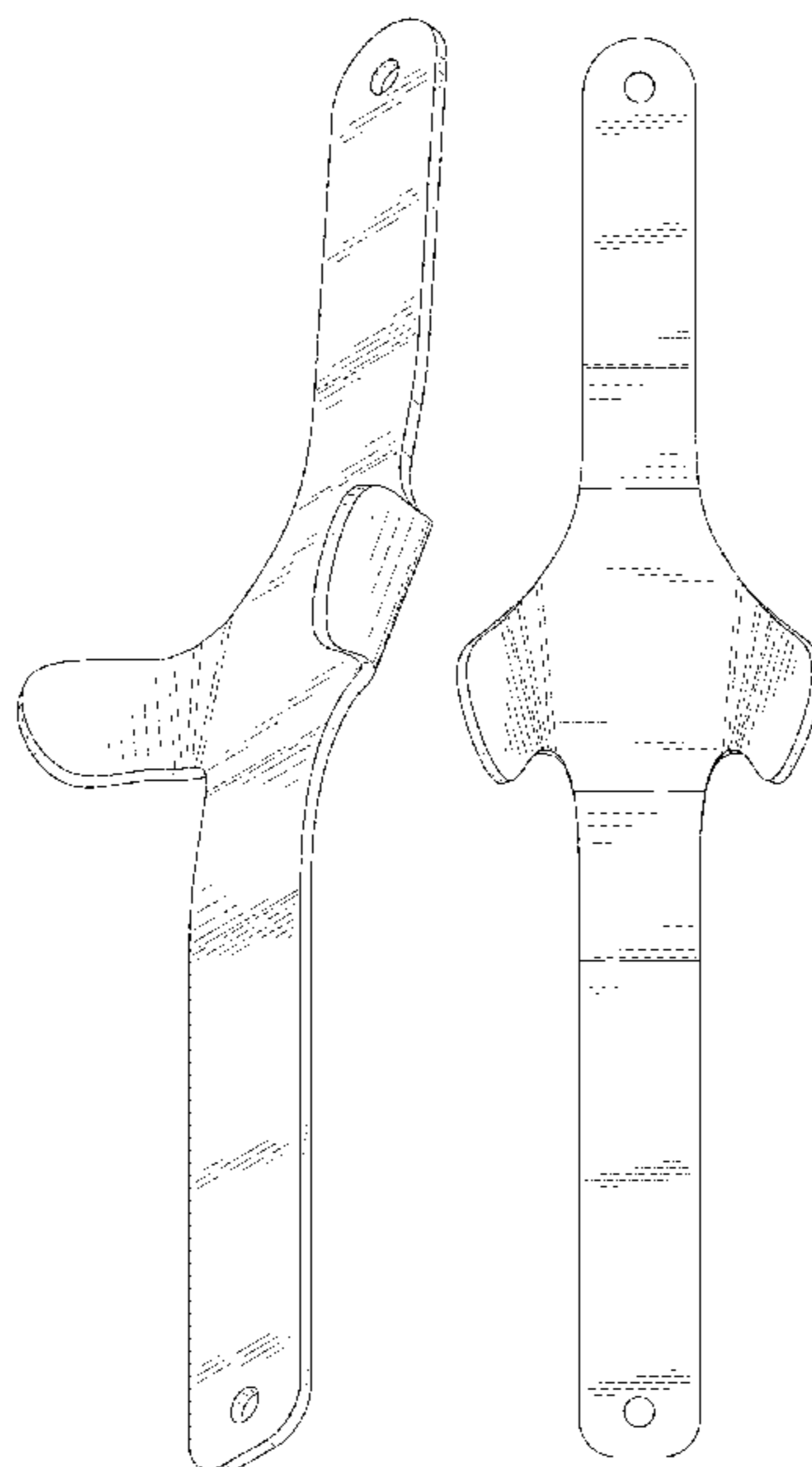
(57) **CLAIM**

The ornamental design for a thumb support bracket, as shown and described.

DESCRIPTION

FIG. 1 is a front, right and top perspective view of a thumb support bracket, showing my design.
 FIG. 2 is a rear, left and bottom perspective view thereof.
 FIG. 3 is a front elevation view thereof.
 FIG. 4 is a rear elevation view thereof.
 FIG. 5 is a left side elevation view thereof.
 FIG. 6 is a right side elevation view thereof.
 FIG. 7 is a top plan view thereof; and,
 FIG. 8 is a bottom plan view thereof.

1 Claim, 8 Drawing Sheets



(56)

References Cited

U.S. PATENT DOCUMENTS

D909,590 S * 2/2021 Novak A61F 5/05866
D24/190
2017/0079831 A1* 3/2017 Sayre A61F 5/10
2020/0390583 A1* 12/2020 Skelton A61F 5/05866

* cited by examiner

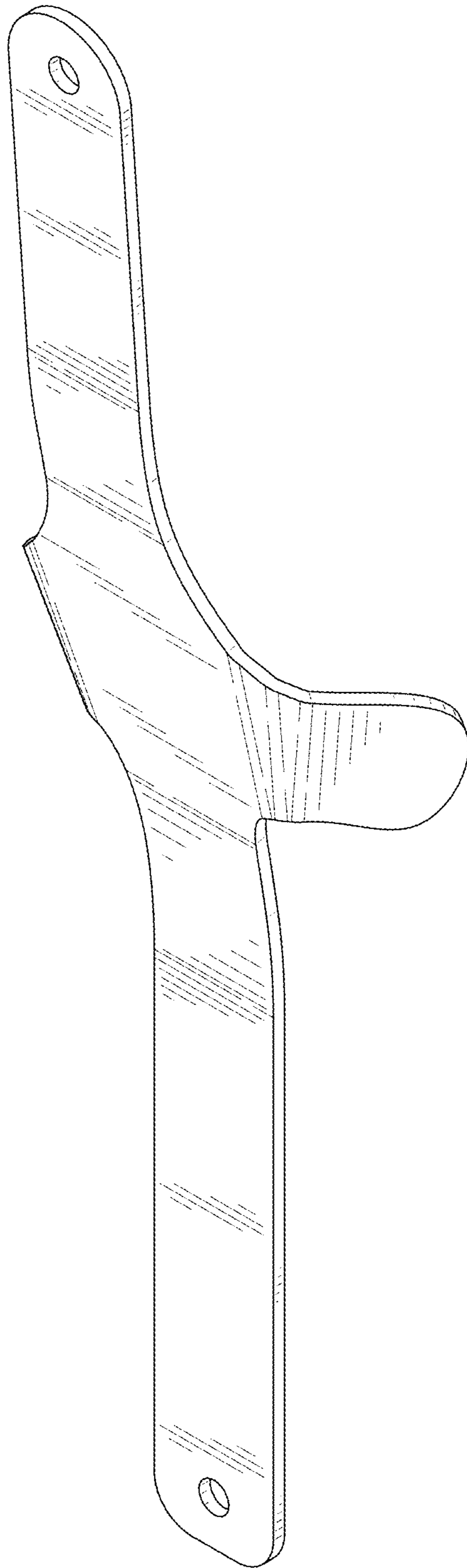


FIG. 1

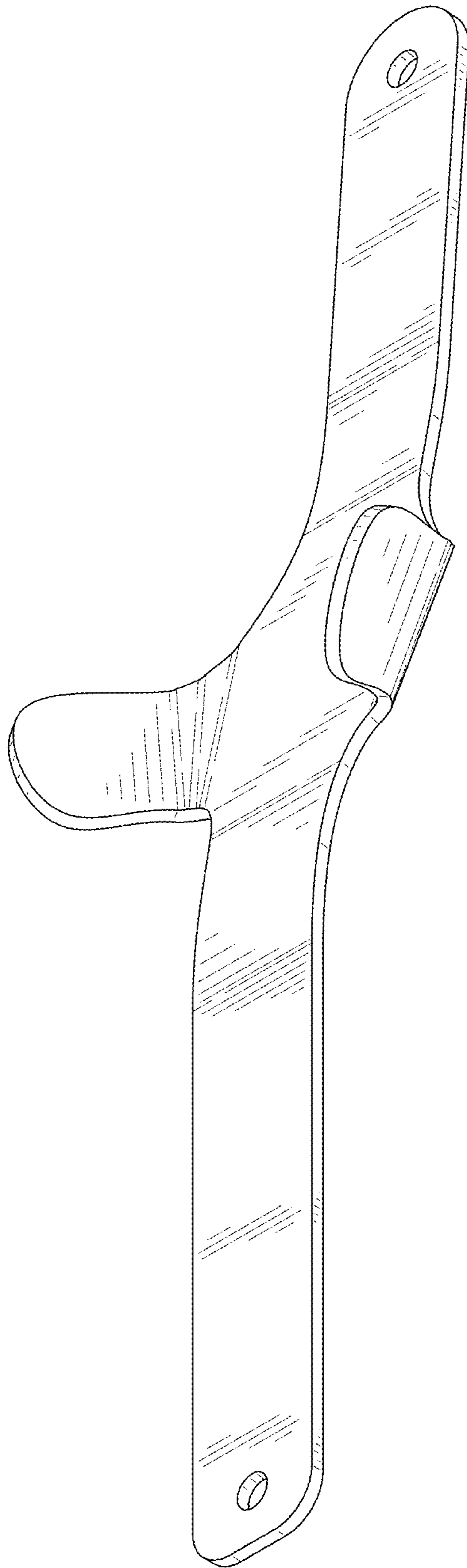


FIG. 2

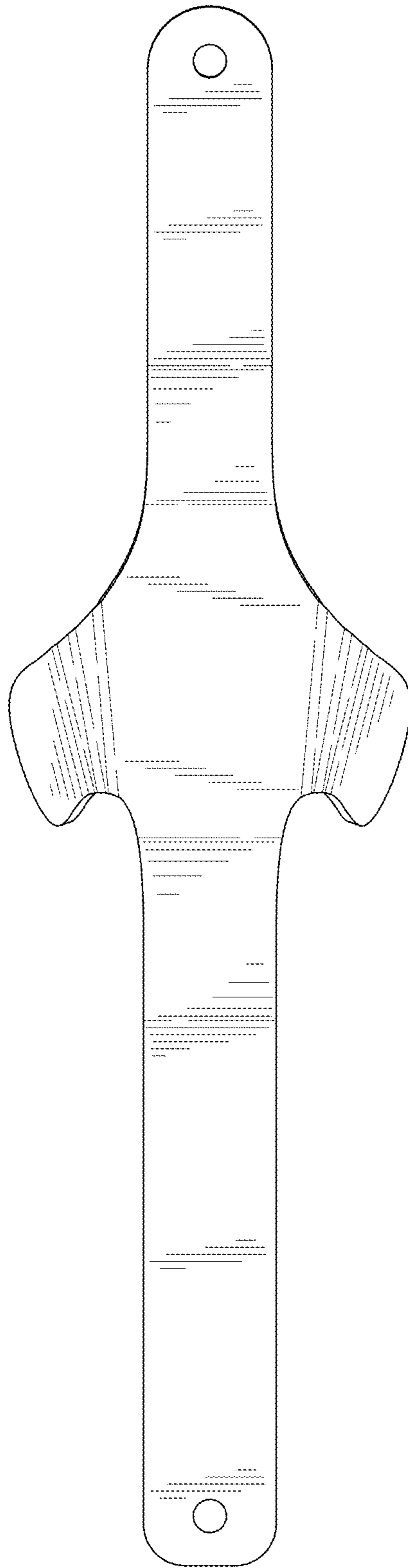


FIG. 3

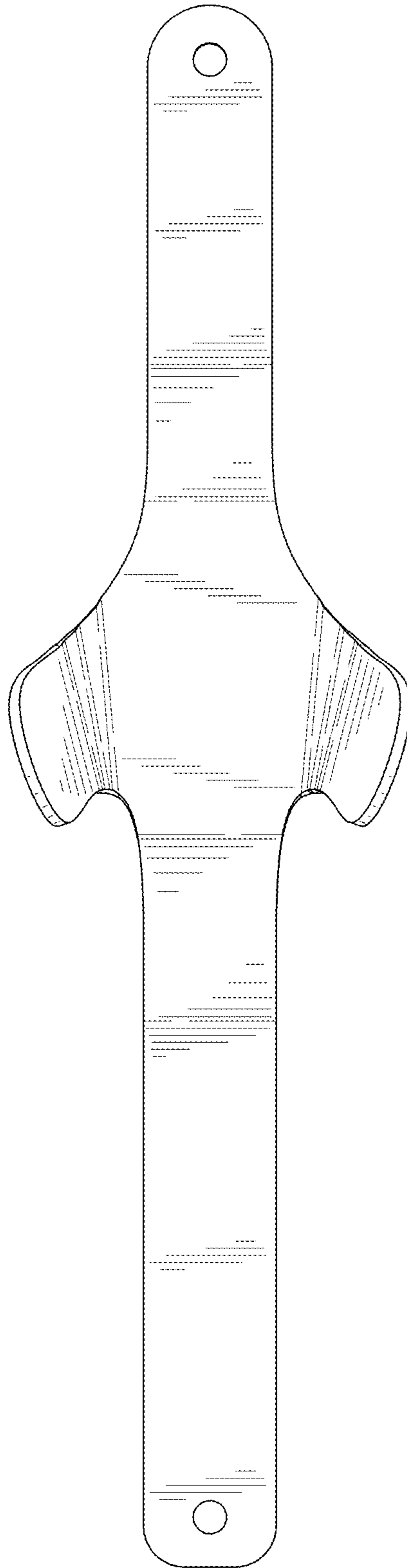


FIG. 4

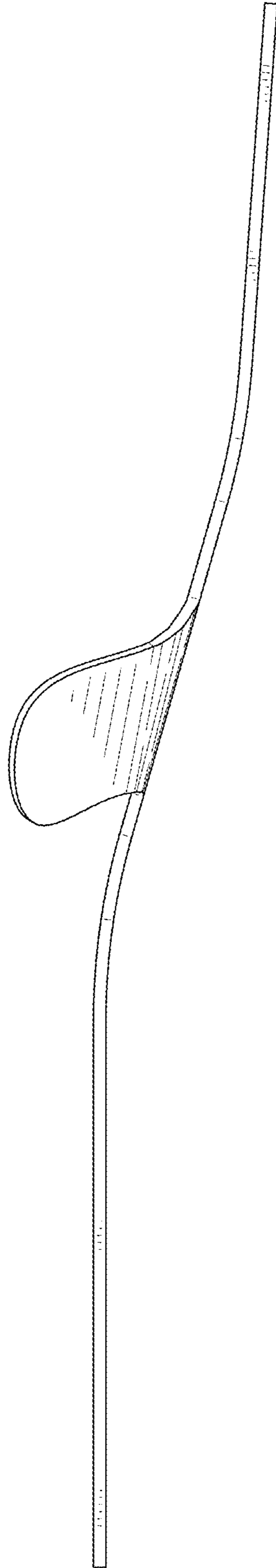


FIG. 5

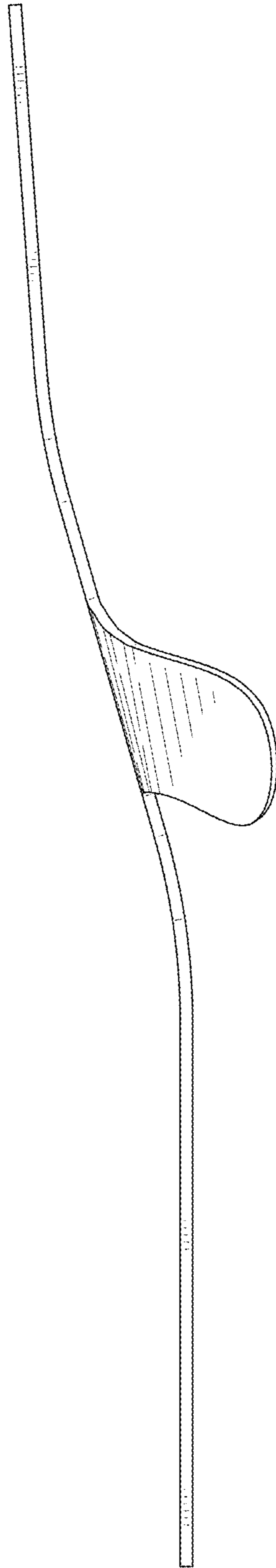


FIG. 6

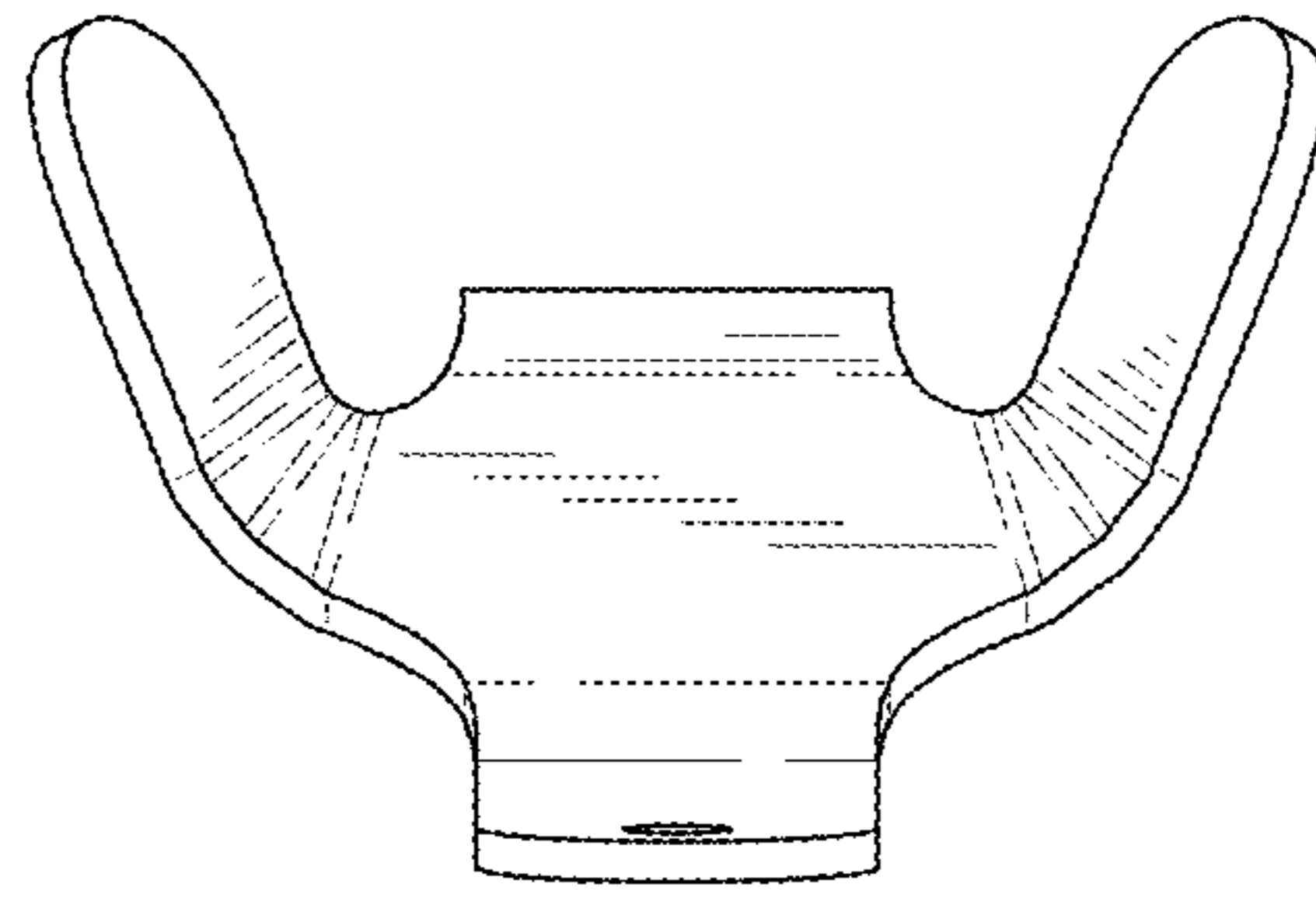


FIG. 7

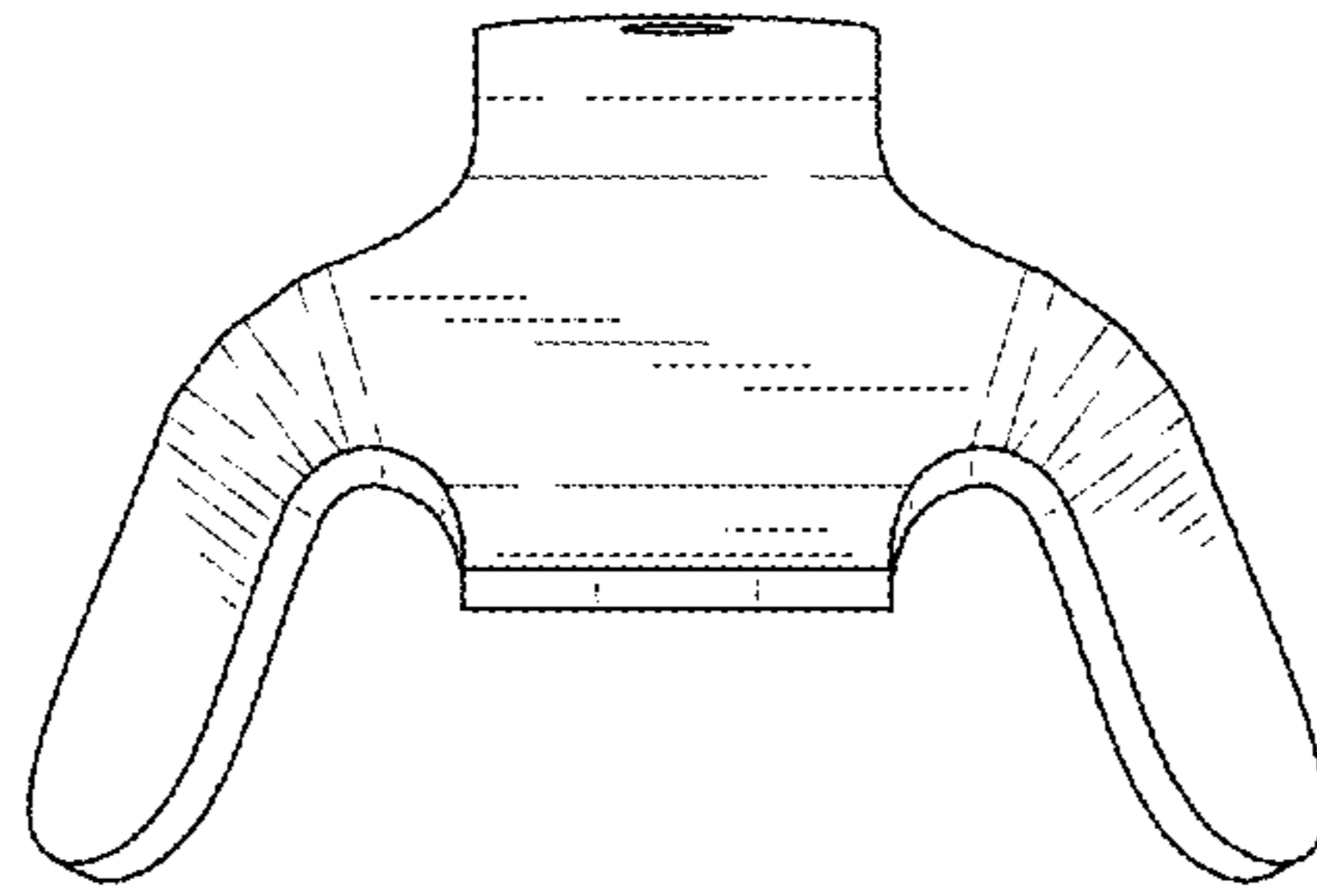


FIG. 8