



US00D984644S

(12) **United States Design Patent**
Gao et al.

(10) **Patent No.:** **US D984,644 S**

(45) **Date of Patent:** **** Apr. 25, 2023**

(54) **ELECTRONIC SPHYGMOMANOMETER**

(71) Applicant: **Shenzhen AOJ Medical Technology Co., Ltd**, Guangdong (CN)

(72) Inventors: **Yongjie Gao**, Shenzhen (CN); **Jing Xu**, Shenzhen (CN); **Mingtian Chen**, Shenzhen (CN)

(73) Assignee: **Shenzhen AOJ Medical Technology Co., Ltd.**

(**) Term: **15 Years**

(21) Appl. No.: **29/775,409**

(22) Filed: **Mar. 23, 2021**

(51) **LOC (14) Cl.** **24-01**

(52) **U.S. Cl.**
USPC **D24/165**

(58) **Field of Classification Search**
USPC D24/107, 164–169, 185–187; D10/98;
D14/344

CPC A61B 5/0404; A61B 5/021; A61B 5/024;
A61B 5/02438; A61B 5/681; A61B
5/0402; A61B 2560/0462

See application file for complete search history.

(56) **References Cited**

U.S. PATENT DOCUMENTS

D244,945 S *	7/1977	Cuccio	D24/166
D250,046 S *	10/1978	Ohie	D10/85
D262,318 S *	12/1981	Koshino	D18/11
D263,422 S *	3/1982	Koshino	D24/165
D277,133 S *	1/1985	Houlihan	D24/165
D283,915 S *	5/1986	Kosako	D24/165
D284,029 S *	5/1986	Nishibori	D24/165
D286,437 S *	10/1986	Nishibori	D24/165
D289,082 S *	3/1987	Tsuji	D24/165
D289,083 S *	3/1987	Tsuji	D24/165
D289,925 S *	5/1987	Tsuji	D24/166

D297,051 S *	8/1988	Kawamura	D24/165
D297,568 S *	9/1988	Francis	D24/165
D298,774 S *	11/1988	Yubisui	D24/165
D299,060 S *	12/1988	Muller	D24/166
D307,321 S *	4/1990	Bransky	D24/186
D315,020 S *	2/1991	Sakaguchi	D24/165
D324,570 S *	3/1992	Arioka	D24/165
D344,338 S *	2/1994	Yoshikawa	D24/165
D354,811 S *	1/1995	Tsushi	D24/165
D393,072 S *	3/1998	Rogler	D24/186
D394,903 S *	6/1998	Barkley	D24/167

(Continued)

FOREIGN PATENT DOCUMENTS

CN	301572545	*	6/2011
CN	305393415	*	10/2019

(Continued)

Primary Examiner — T Chase Nelson
Assistant Examiner — Kelly L Gross

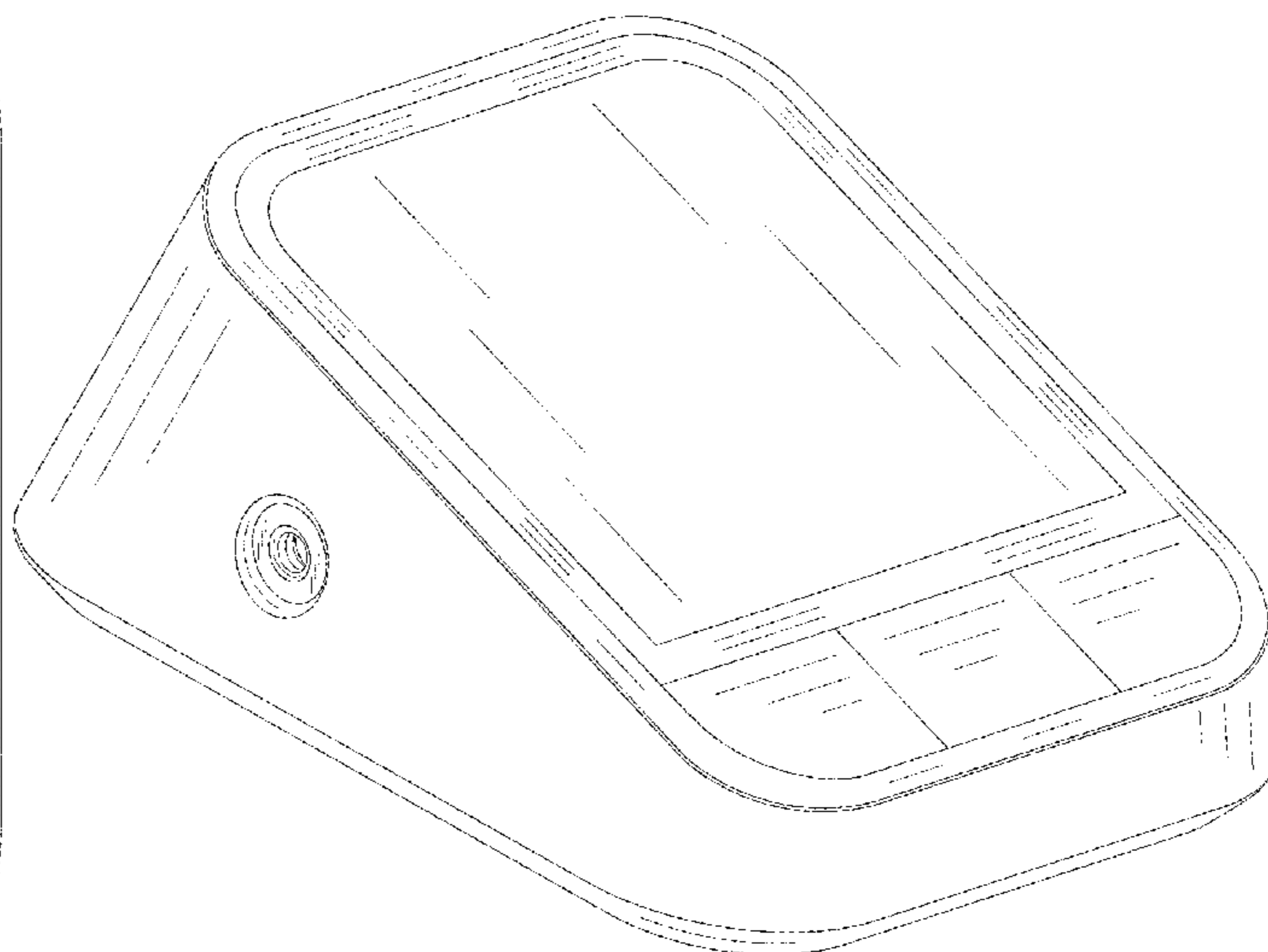
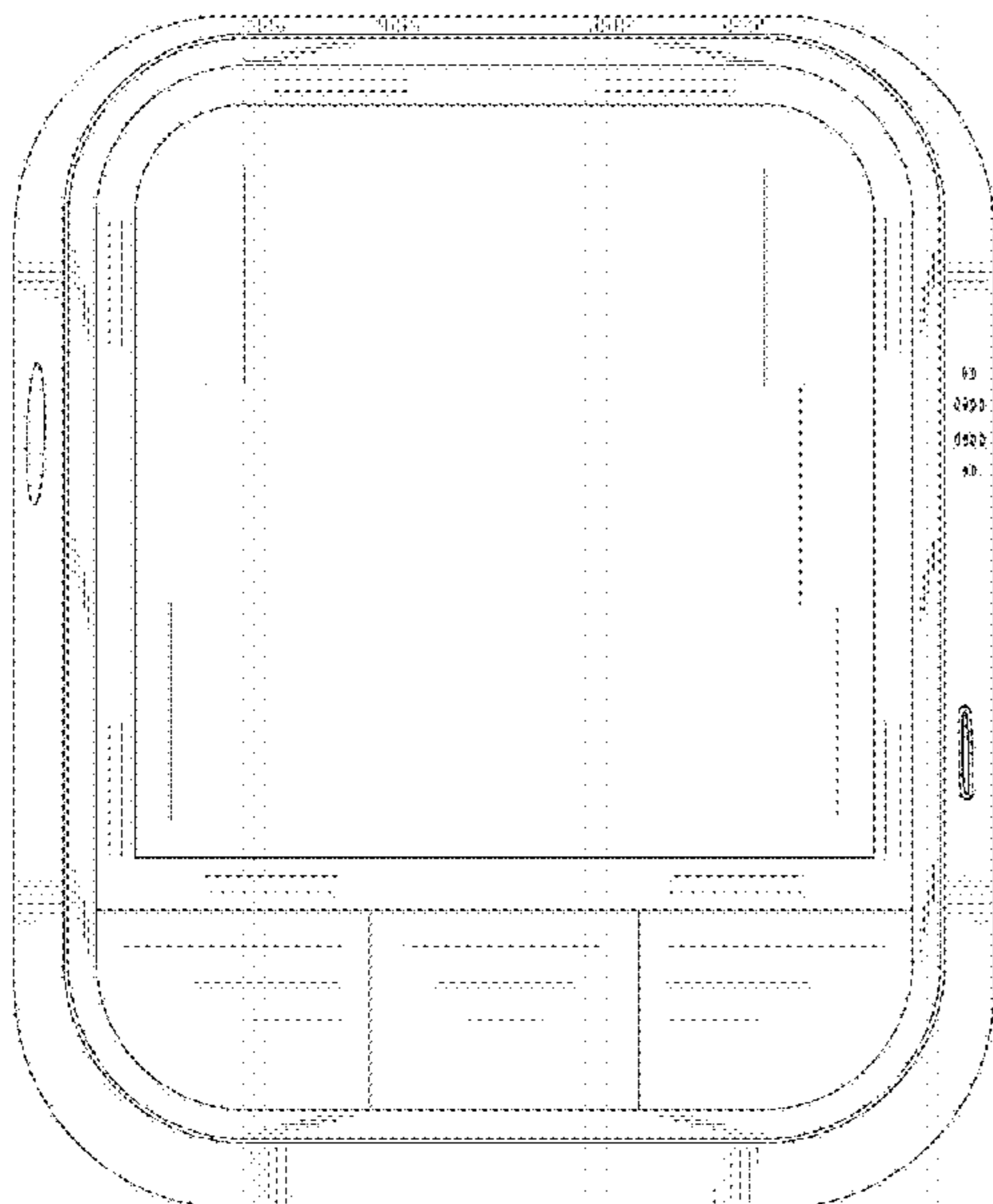
(57) **CLAIM**

The ornamental design for an electronic sphygmomanometer, as shown and described.

DESCRIPTION

FIG. 1 is a front view of the electronic sphygmomanometer showing our new design;
FIG. 2 is a back view thereof;
FIG. 3 is a left side view thereof;
FIG. 4 is a right side view thereof;
FIG. 5 is a top view thereof;
FIG. 6 is a bottom view thereof;
FIG. 7 is a perspective view thereof;
FIG. 8 is a perspective view thereof; and,
FIG. 9 is an enlarged view of the encircled area 9 in FIG. 4. The broken lines in FIGS. 4 and 9 define the boundaries of the call out for the enlarged FIG. 9 and form no part of the claimed design.

1 Claim, 9 Drawing Sheets



(56)

References Cited

U.S. PATENT DOCUMENTS

D395,513 S * 6/1998 Rogler D24/186
 D402,758 S * 12/1998 Barkley D24/167
 D403,770 S * 1/1999 Ozaki D24/165
 D426,637 S * 6/2000 Ochi D24/165
 D437,414 S * 2/2001 Kern D24/165
 D446,306 S * 8/2001 Ochi D24/165
 D473,308 S * 4/2003 Nakanishi D24/165
 D473,651 S * 4/2003 Inagaki D24/165
 D473,945 S * 4/2003 Nakanishi D24/165
 D482,790 S * 11/2003 Nakagawa D24/165
 D490,516 S * 5/2004 Takahashi D24/186
 D496,104 S * 9/2004 Eda D24/165
 D508,565 S * 8/2005 Nephin D14/336
 D509,591 S * 9/2005 Tomioka D24/165
 D522,655 S * 6/2006 Nakagawa D24/165
 D532,518 S * 11/2006 Eda D24/165
 D533,279 S * 12/2006 Kobayashi D24/165
 D533,666 S * 12/2006 Kobayashi D24/165
 D535,028 S * 1/2007 Kobayashi D24/165
 D537,944 S * 3/2007 Eda D24/165
 D541,941 S * 5/2007 Nakanishi D24/165
 D548,839 S * 8/2007 Kobayakawa D24/165
 D551,769 S * 9/2007 Skwarek D24/186
 D552,240 S * 10/2007 Kishimoto D24/165
 D555,790 S * 11/2007 McCulloch D24/165
 D558,879 S * 1/2008 Eda D24/165
 D561,340 S * 2/2008 Kitamura D24/165
 D569,518 S * 5/2008 Kitamura D24/165
 D569,521 S * 5/2008 Omaki D24/186
 D569,978 S * 5/2008 Eda D24/165
 D569,979 S * 5/2008 Eda D24/165
 D574,496 S * 8/2008 Kitamura D24/165
 D574,497 S * 8/2008 Kitamura D24/165
 D577,440 S * 9/2008 Ferber D24/165
 D582,043 S * 12/2008 Koike D24/165
 D583,060 S * 12/2008 Kitamura D24/165
 D583,474 S * 12/2008 Mitsunami D24/165
 D583,948 S * 12/2008 Hachimaru D24/165
 D583,950 S * 12/2008 Itonaga D24/165
 D589,150 S * 3/2009 Kato D24/167
 D609,344 S * 2/2010 Hara D24/165
 D612,503 S * 3/2010 Johnston D24/186
 D618,351 S * 6/2010 Hara D24/165
 D618,352 S * 6/2010 Hara D24/165
 D625,013 S * 10/2010 Kawamura D24/167
 D641,880 S * 7/2011 Noguchi D24/165
 D642,274 S * 7/2011 Ogihara D24/165
 D651,716 S * 1/2012 Shibata D24/165
 D654,593 S * 2/2012 Kawasaki D24/165
 D657,061 S * 4/2012 Wu D24/186
 D670,393 S * 11/2012 Nygardh D24/169
 D683,027 S * 5/2013 Noguchi D24/165
 D683,028 S * 5/2013 Hara D24/165
 D690,816 S * 10/2013 Noguchi D24/165
 D690,817 S * 10/2013 Noguchi D24/165
 D691,724 S * 10/2013 Noguchi D24/165
 D691,725 S * 10/2013 Noguchi D24/165
 D692,141 S * 10/2013 Noguchi D24/165
 D696,403 S * 12/2013 Noguchi D24/165
 D697,623 S * 1/2014 Shibata D24/165
 D700,341 S * 2/2014 Uozumi D24/165
 D711,004 S * 8/2014 Chen D24/186
 D717,439 S * 11/2014 Noguchi D24/165
 D717,440 S * 11/2014 Shibata D24/165
 D720,073 S * 12/2014 Shibata D24/165
 8,900,157 B2 * 12/2014 Yamashita A61B 5/02141
 600/493
 D722,165 S * 2/2015 Pukall D24/165
 D724,220 S * 3/2015 Sun D24/167
 D731,067 S * 6/2015 Huang D24/169
 D734,857 S * 7/2015 Weichert D24/186
 D734,859 S * 7/2015 Weichert D24/186
 D735,344 S * 7/2015 Weichert D24/186
 D737,447 S * 8/2015 Fluxman D24/169
 D737,448 S * 8/2015 Fluxman D24/169

D739,938 S * 9/2015 Schempp D24/165
 D739,939 S * 9/2015 Uozumi D24/165
 D743,035 S * 11/2015 Uozumi D24/165
 9,186,074 B2 * 11/2015 Uesaka A61B 5/02233
 D744,658 S * 12/2015 Hilkey-Boyatt D11/86
 D747,488 S * 1/2016 Shibata D24/165
 9,271,655 B2 * 3/2016 Kinoshita A61B 5/02108
 D759,820 S * 6/2016 Blomquist D24/164
 D762,860 S * 8/2016 He D24/186
 D774,651 S * 12/2016 Kaib D24/186
 D783,169 S * 4/2017 Anderson D24/167
 D794,207 S * 8/2017 Flanagan D24/186
 D802,768 S * 11/2017 Rider D24/165
 D809,662 S * 2/2018 Shi D24/165
 D818,129 S * 5/2018 Heine D24/165
 D822,214 S * 7/2018 Iles D24/186
 D827,832 S * 9/2018 Fischer D24/167
 D847,999 S * 5/2019 Heath D24/167
 D849,950 S * 5/2019 Nishiyama D24/165
 D849,951 S * 5/2019 Nishiyama D24/165
 D850,622 S * 6/2019 Noguchi D24/165
 D850,625 S * 6/2019 Schmid D24/186
 D857,903 S * 8/2019 Esfandiari D24/185
 D861,875 S * 10/2019 Nishiyama D24/165
 D862,702 S * 10/2019 Nishiyama D24/165
 D864,137 S * 10/2019 Chang D16/208
 D871,582 S * 12/2019 Hirasawa D24/165
 D871,583 S * 12/2019 Hirasawa D24/165
 D871,584 S * 12/2019 Hirasawa D24/165
 D871,589 S * 12/2019 Oshima D24/186
 D885,582 S * 5/2020 Nishiyama D24/165
 D887,559 S * 6/2020 Esfandiari A61J 7/0409
 D24/186
 D889,660 S * 7/2020 Xia D24/165
 D895,123 S * 9/2020 He D24/186
 D901,695 S * 11/2020 Zhou D24/186
 D903,120 S * 11/2020 Nishiyama D24/165
 D905,249 S * 12/2020 He D24/185
 D907,211 S * 1/2021 Spurling D24/169
 D908,892 S * 1/2021 Duignan D24/186
 D908,893 S * 1/2021 Xia D24/186
 D910,853 S * 2/2021 Zheng D24/164
 D912,639 S * 3/2021 Chang D24/185
 D915,599 S * 4/2021 Luo D24/165
 D918,396 S * 5/2021 Gray D24/185
 D922,580 S * 6/2021 Cao D24/165
 D922,581 S * 6/2021 Wang D24/165
 D923,794 S * 6/2021 Hirasawa D24/165
 D938,041 S * 12/2021 Wang D24/167
 D940,331 S * 1/2022 Räisänen D24/186
 D942,628 S * 2/2022 Dai D24/165
 D975,282 S * 1/2023 Gao D24/165
 2004/0015086 A1 * 1/2004 Yang A61J 7/0409
 600/490
 2010/0268099 A1 * 10/2010 Uesaka A61B 5/02233
 600/493
 2011/0160598 A1 * 6/2011 Yamashita A61B 5/02225
 600/493
 2012/0165687 A1 * 6/2012 Sawanoi A61B 5/022
 600/499
 2012/0203120 A1 * 8/2012 Mochizuki A61B 5/022
 600/490
 2012/0220885 A1 * 8/2012 Fumuro A61B 50/31
 206/363
 2012/0226170 A1 * 9/2012 Doi A61B 5/022
 600/490
 2013/0023777 A1 * 1/2013 Tokko A61B 5/02116
 600/494
 2013/0226012 A1 * 8/2013 Kinoshita A61B 5/0225
 600/490

FOREIGN PATENT DOCUMENTS

CN 305727552 * 4/2020
 CN 306706132 * 7/2021

* cited by examiner

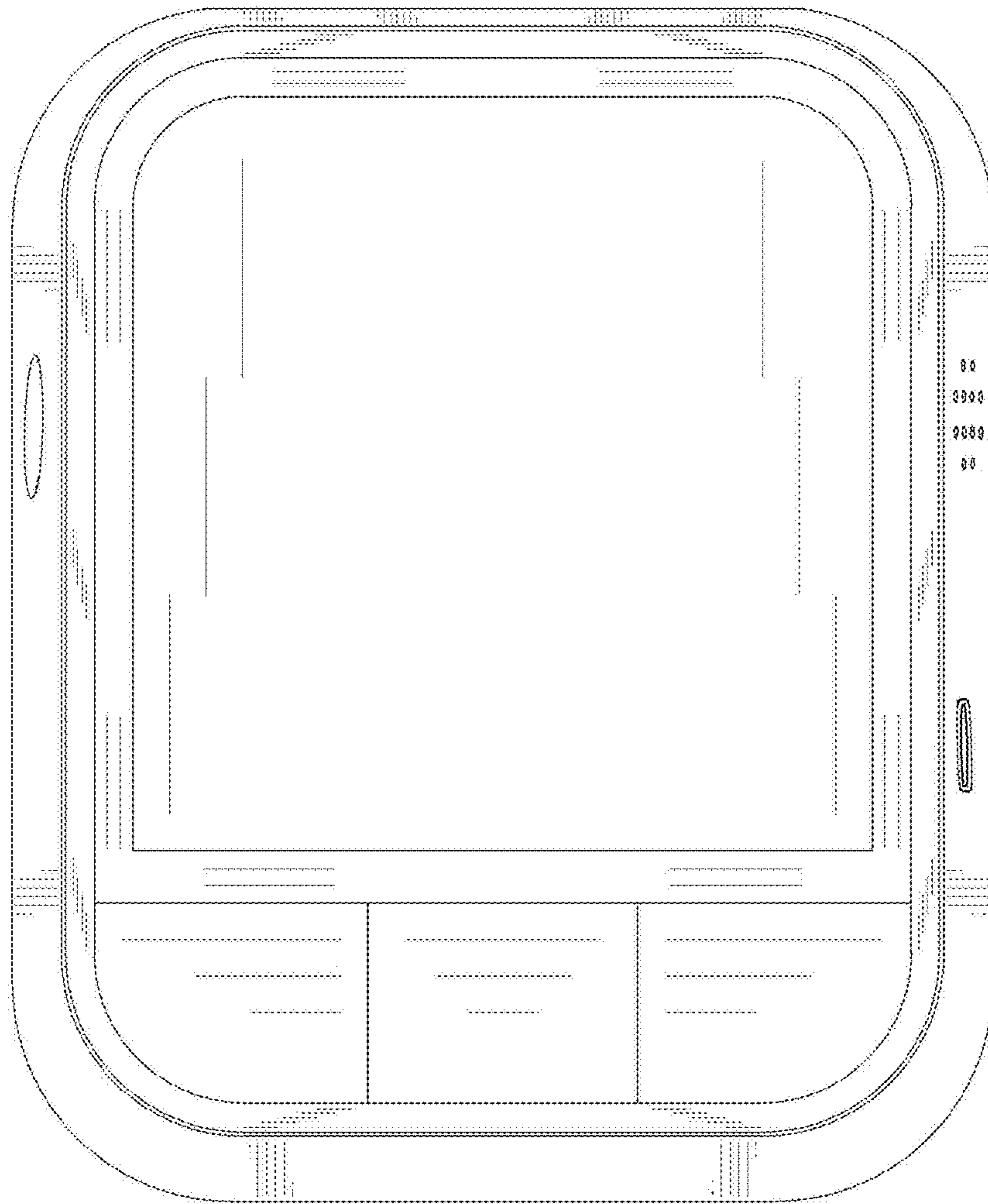


FIG. 1

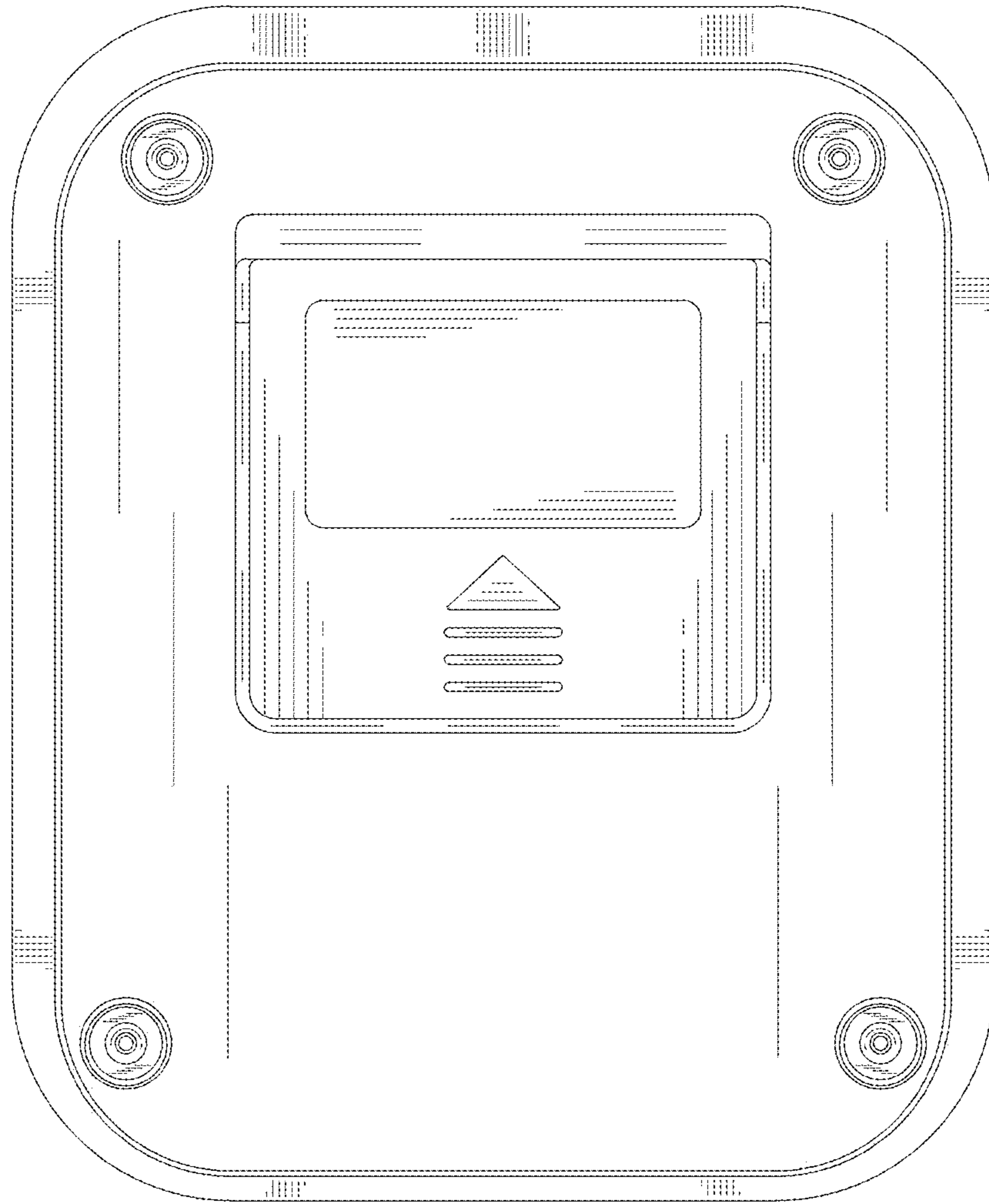


FIG. 2

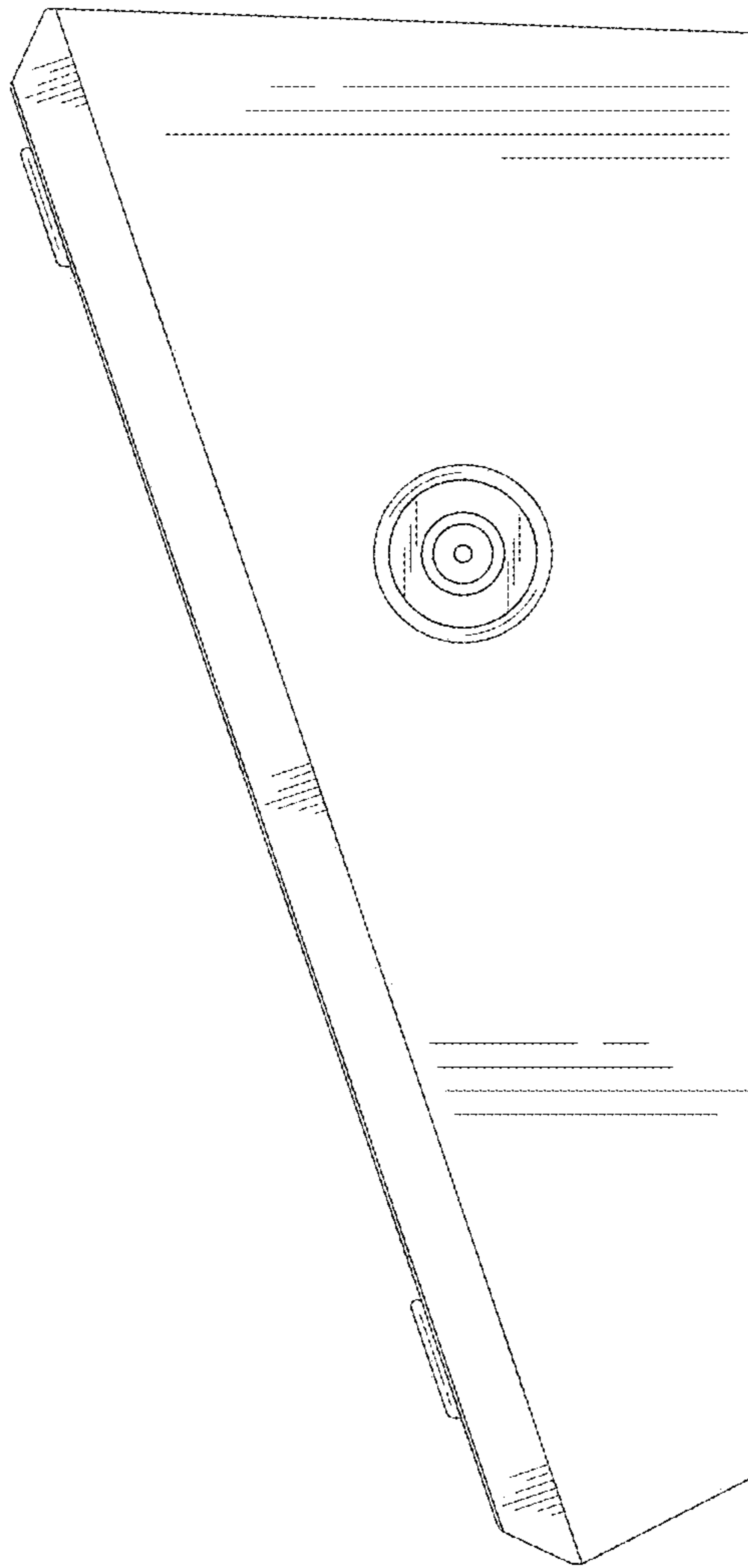


FIG. 3

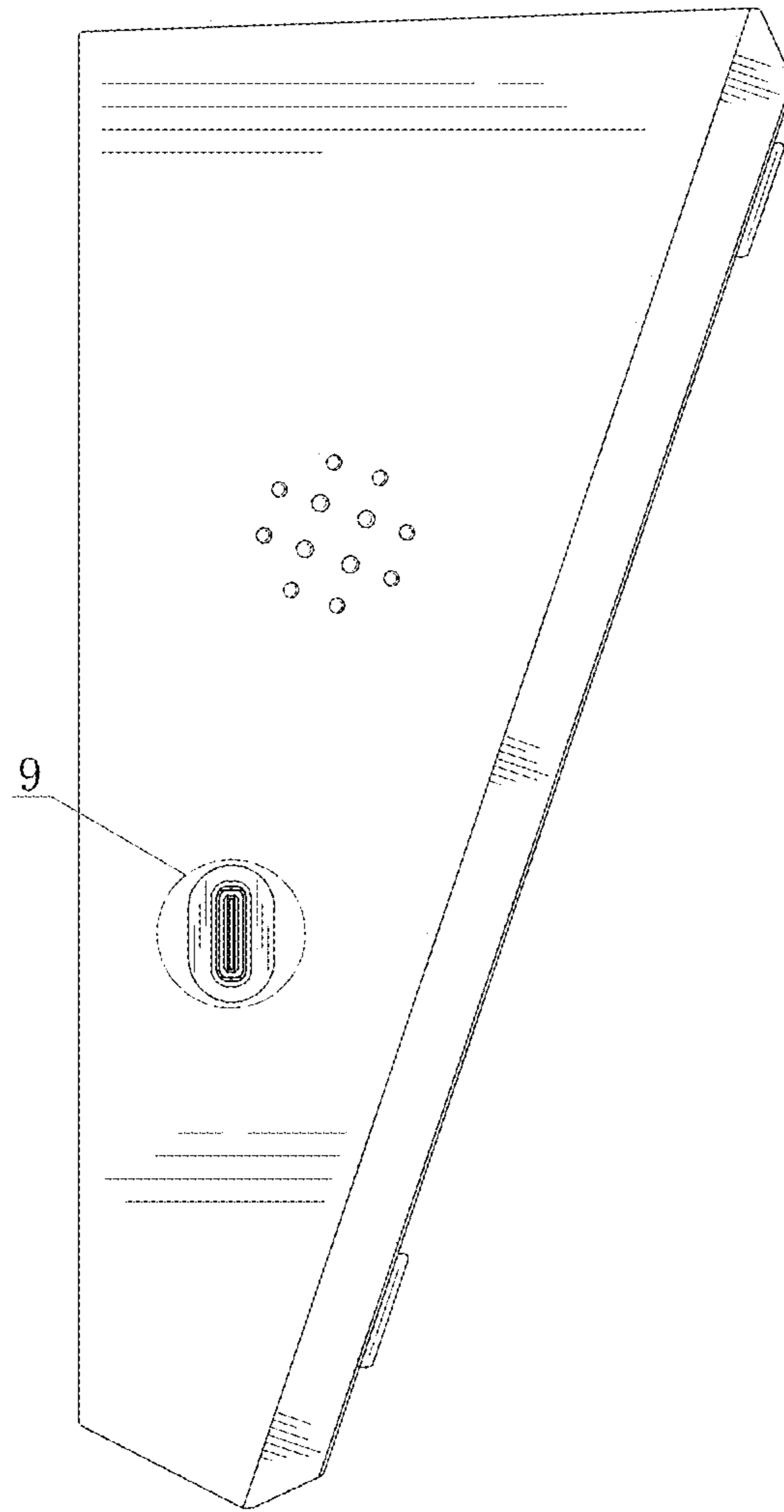


FIG. 4




FIG. 5

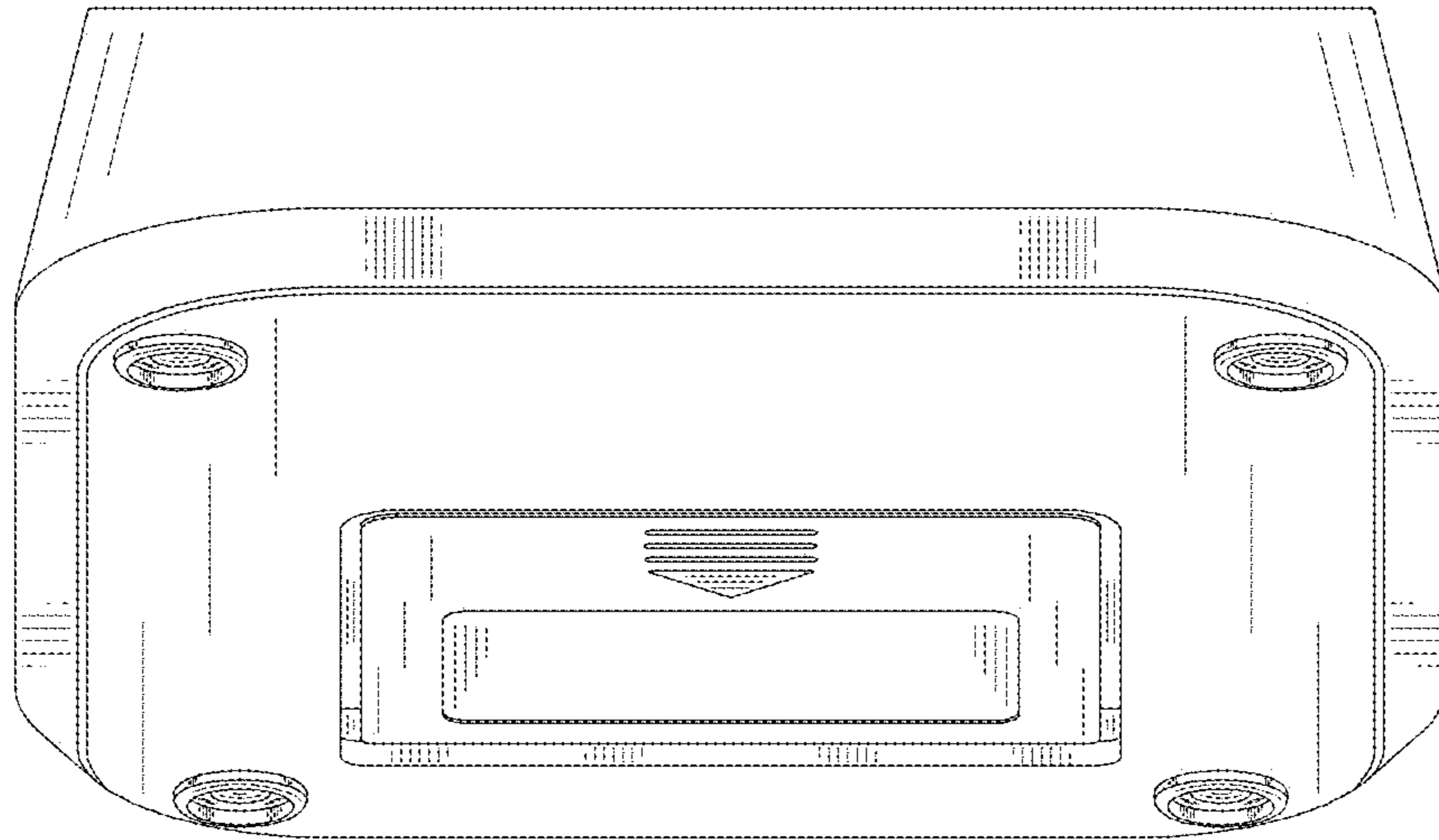


FIG. 6

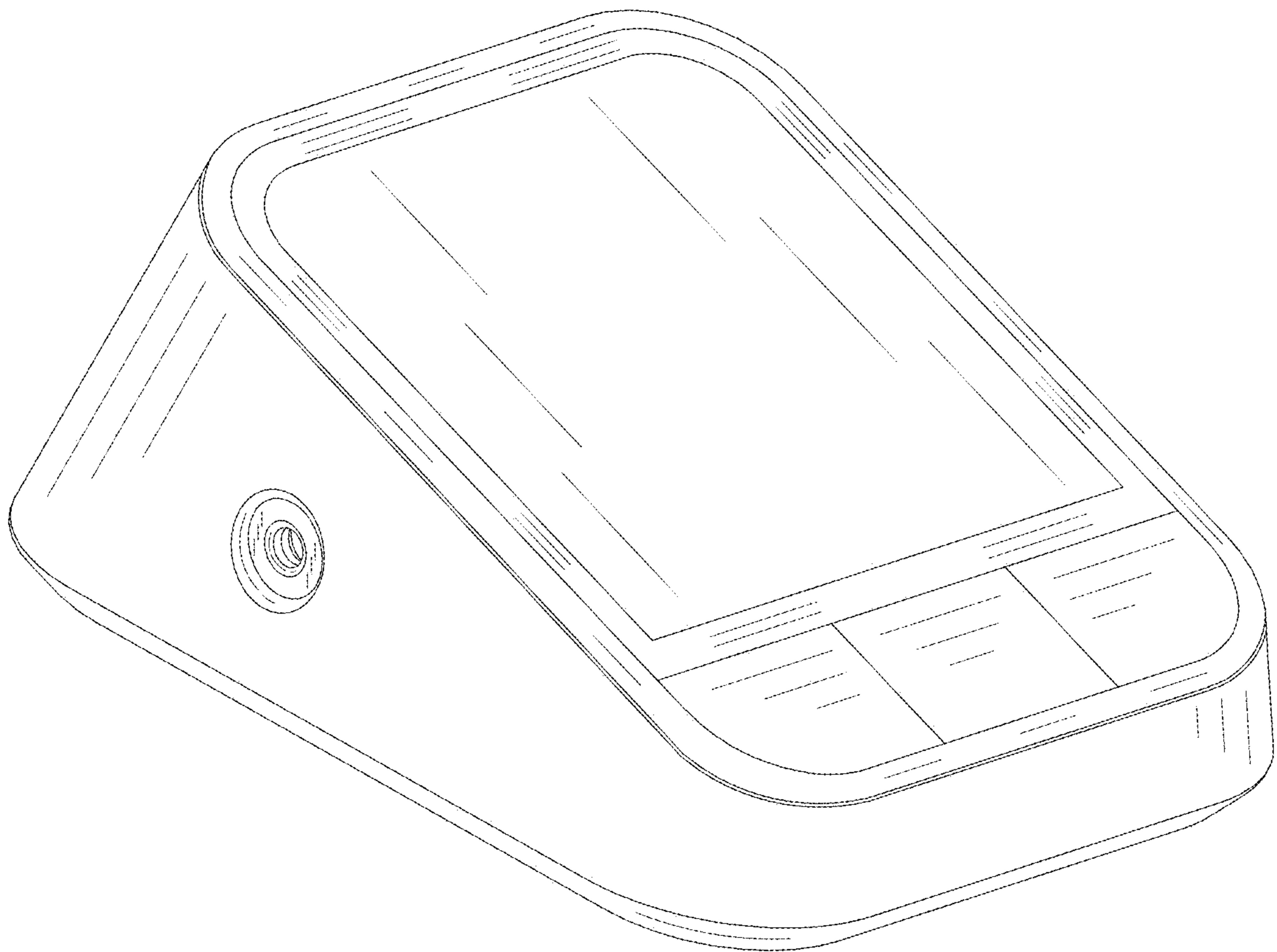


FIG. 7

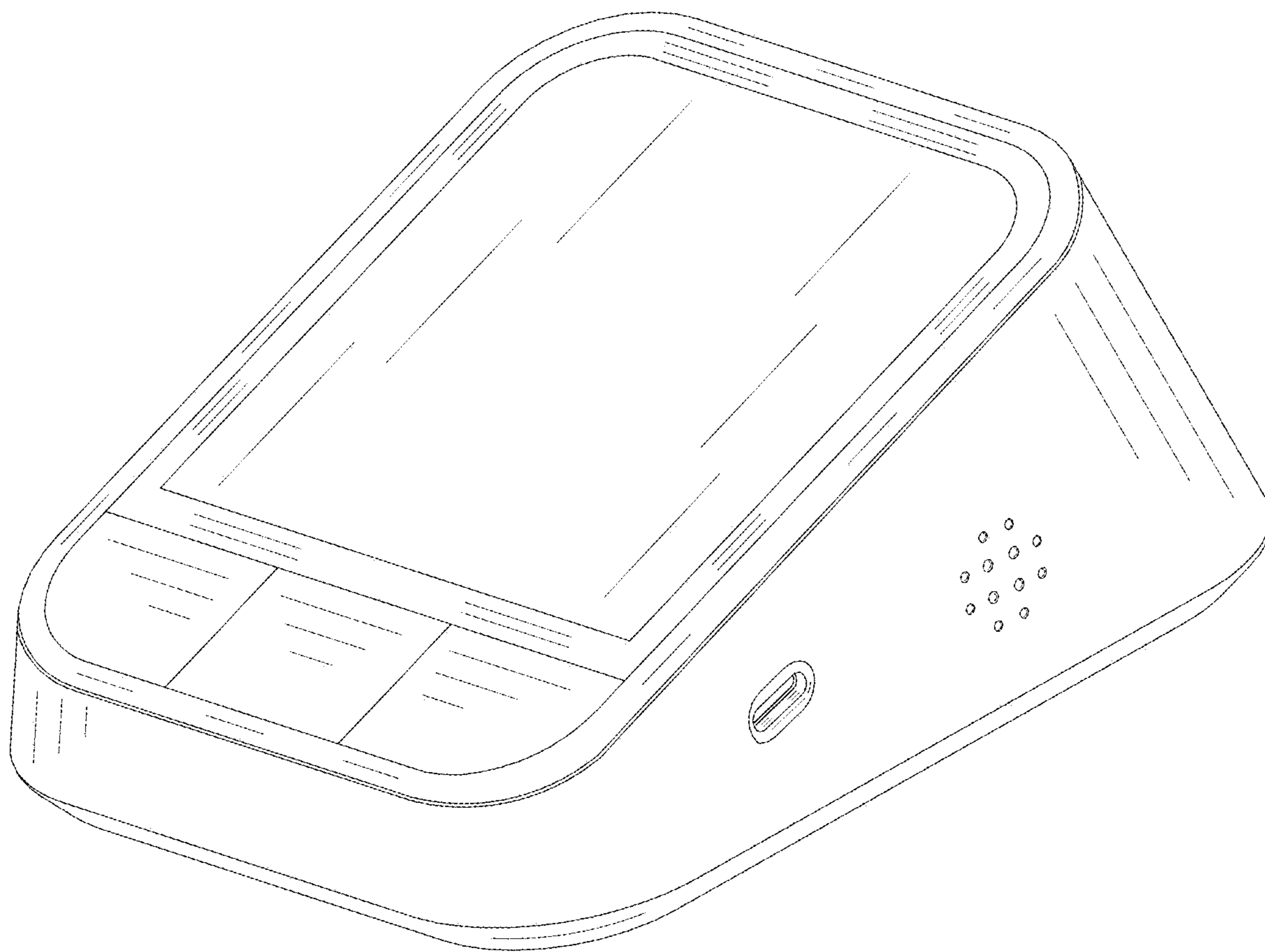


FIG. 8

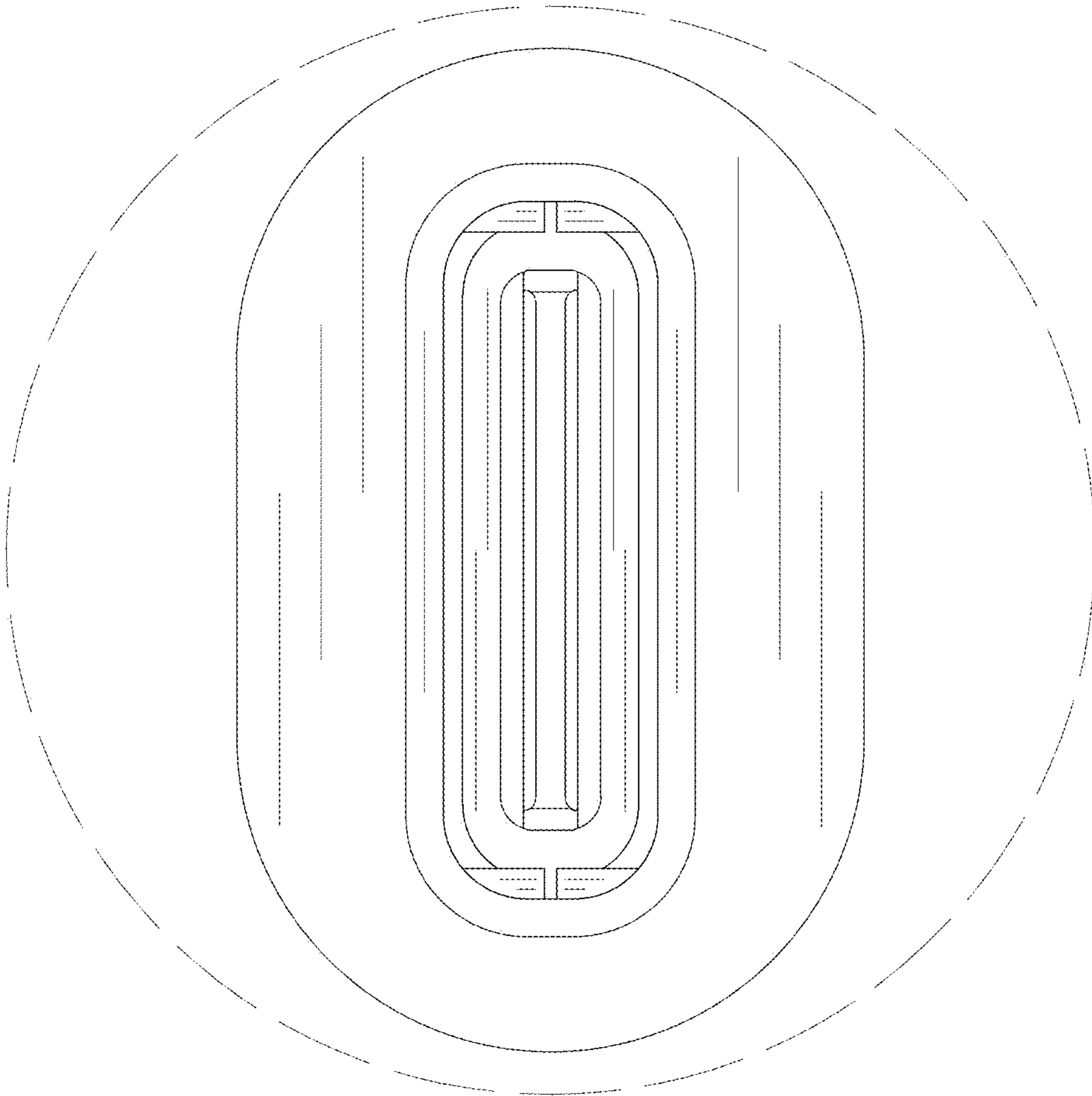


FIG. 9