



US00D984624S

(12) **United States Design Patent** (10) **Patent No.:** **US D984,624 S**
Lee (45) **Date of Patent:** **** Apr. 25, 2023**

(54) **AROMA DIFFUSER**

(56) **References Cited**

(71) Applicant: **PUZHEN LIFE CO., LTD**, Hong Kong (HK)

U.S. PATENT DOCUMENTS

(72) Inventor: **Andy Lee**, Hong Kong (HK)

| | | | | |
|-------------------|---------|-----------|-------|---------------------|
| D432,223 S * | 10/2000 | King | | D23/366 |
| D444,204 S * | 6/2001 | Hilgers | | D23/207 |
| D681,791 S * | 5/2013 | Jorgensen | | D23/366 |
| D797,087 S * | 9/2017 | Burton | | D14/242 |
| D856,501 S * | 8/2019 | Netkin | | D23/366 |
| D886,773 S * | 6/2020 | Zheng | | D14/204 |
| D913,475 S * | 3/2021 | Wu | | D23/366 |
| D916,267 S * | 4/2021 | Chen | | D23/366 |
| 2022/0133935 A1 * | 5/2022 | Bing | | A61L 9/01 239/58 |

(73) Assignee: **PUZHEN LIFE CO., LTD**, Hong Kong (HK)

(**) Term: **15 Years**

(21) Appl. No.: **29/812,780**

* cited by examiner

(22) Filed: **Oct. 25, 2021**

Primary Examiner — Gino Colan
Assistant Examiner — David Obrien

(30) **Foreign Application Priority Data**

Apr. 23, 2021 (CN) 202130235350.7

(51) **LOC (14) Cl.** **23-04**

(57) **CLAIM**

(52) **U.S. Cl.**

The ornamental design for an aroma diffuser, as shown and described.

USPC **D23/366**

(58) **Field of Classification Search**

DESCRIPTION


USPC D7/509, 510; D11/143, 152; D14/195, D14/204, 214, 216, 221, 228, 242, 314, D14/496; D23/207, 208, 209, 213, 223, D23/333, 335, 336, 351, 352, 353, 355, D23/356, 358, 359, 360, 362, 364-366; D24/108, 112, 129; D26/26, 37, 40, 46, D26/49

FIG. 1 is a top plan view of an aroma diffuser showing my new design;
FIG. 2 is a bottom plan view of FIG. 1;
FIG. 3 is a front elevational view of FIG. 1;
FIG. 4 is a rear elevational view of FIG. 1;
FIG. 5 is a right side view of FIG. 1;
FIG. 6 is a left side view of FIG. 1;
FIG. 7 is a top perspective view of FIG. 1;
FIG. 8 is a bottom, rear and left side perspective view of FIG. 1;
FIG. 9 is an another top perspective view of FIG. 1;
FIG. 10 is an enlarged view of portion 10 in FIG. 3; and,
FIG. 11 is an enlarged view of portion 11 in FIG. 9.

CPC F24F 6/00; F24F 6/06; F24F 1/00; F24F 1/02; F24F 1/022; A47G 7/06; A61M 11/02; A61M 11/041; A61L 9/00; A61L 9/03; A61L 9/12; A61L 9/122; A61L 2209/11; A61L 2209/14; A61L 2209/133; Y10S 261/17; Y10S 261/88; Y10S 261/89; B01D 46/10; B01D 46/0005; B01D 46/2411

See application file for complete search history.

1 Claim, 11 Drawing Sheets






Fig. 1




Fig. 2




Fig. 3




Fig. 4




Fig. 5




Fig. 6




Fig. 7



Fig. 8




Fig. 9




Fig. 10

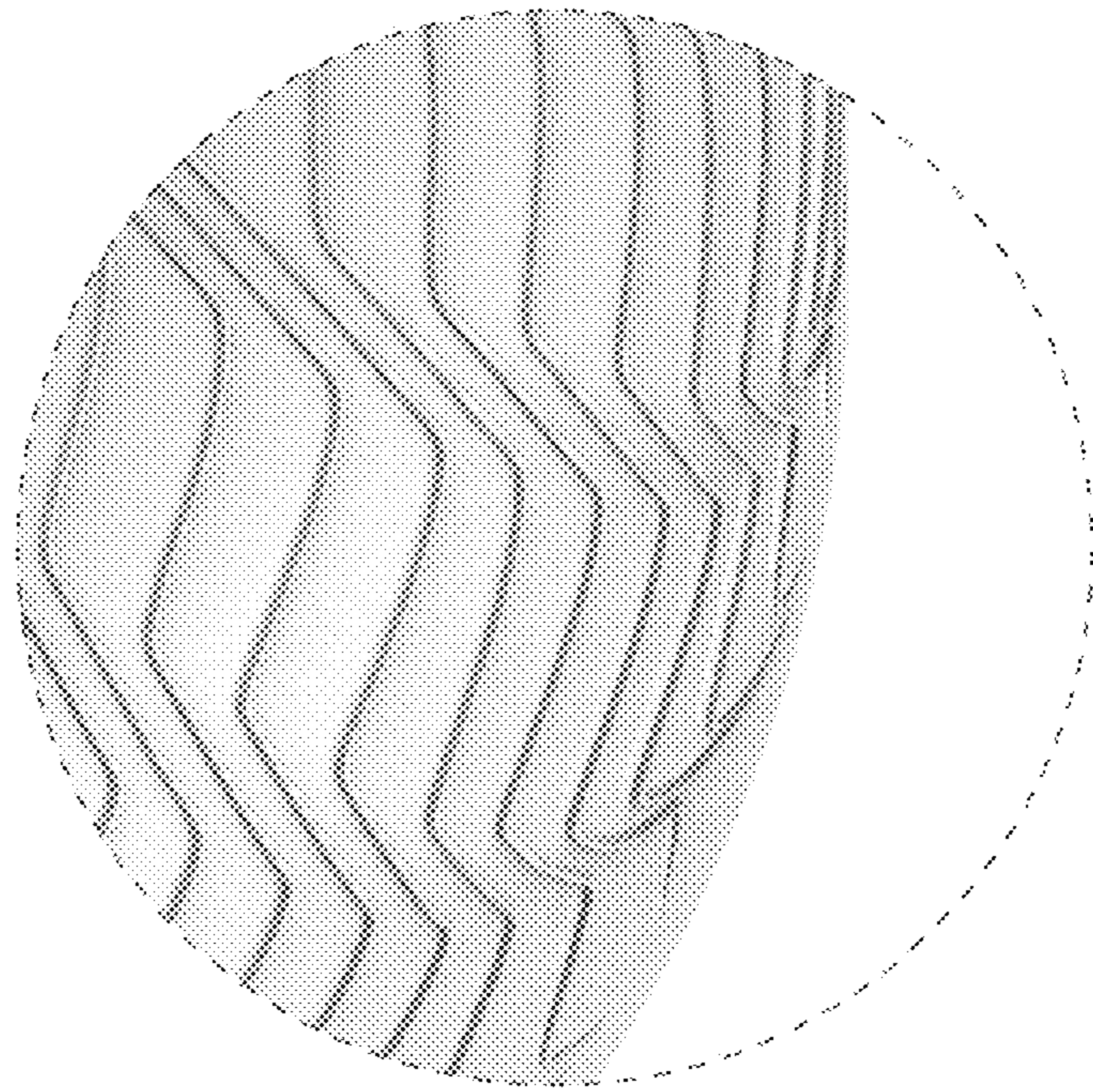


Fig. 11