



US00D984623S

(12) **United States Design Patent** (10) **Patent No.:** **US D984,623 S**
Hu (45) **Date of Patent:** **** Apr. 25, 2023**

(54) **AROMATHERAPY MACHINE**

Y10S 261/88; Y10S 261/89; F24F 6/00;
F24F 6/06; F24F 1/00; F24F 1/02; F24F
1/022

(71) Applicant: **DONGGUAN SANZON SMART
HOME PRODUCTS CO., LTD,**
Dongguan (CN)

See application file for complete search history.

(72) Inventor: **Jinyu Hu,** Dongguan (CN)

(56) **References Cited**

(73) Assignee: **DONGGUAN SANZON SMART
HOME PRODUCTS CO., LTD,**
Dongguan (CN)

U.S. PATENT DOCUMENTS

(**) Term: **15 Years**

D883,794 S *	5/2020	Wiesenthal	D9/558
D922,558 S *	6/2021	Lee	D23/366
D941,448 S *	1/2022	Liu	D23/356
D961,748 S *	8/2022	Qin	D23/356
D973,193 S *	12/2022	Qi	D23/366
D975,266 S *	1/2023	Huang	D23/366

(21) Appl. No.: **29/812,769**

* cited by examiner

(22) Filed: **Oct. 25, 2021**

Primary Examiner — Gino Colan
Assistant Examiner — David Obrien

(30) **Foreign Application Priority Data**

(57) **CLAIM**

Jul. 3, 2021 (CN) 202130419256.7

The ornamental design for an aromatherapy machine, as shown and described.

(51) **LOC (14) Cl.** **23-04**

DESCRIPTION

(52) **U.S. Cl.**

USPC **D23/366**

(58) **Field of Classification Search**

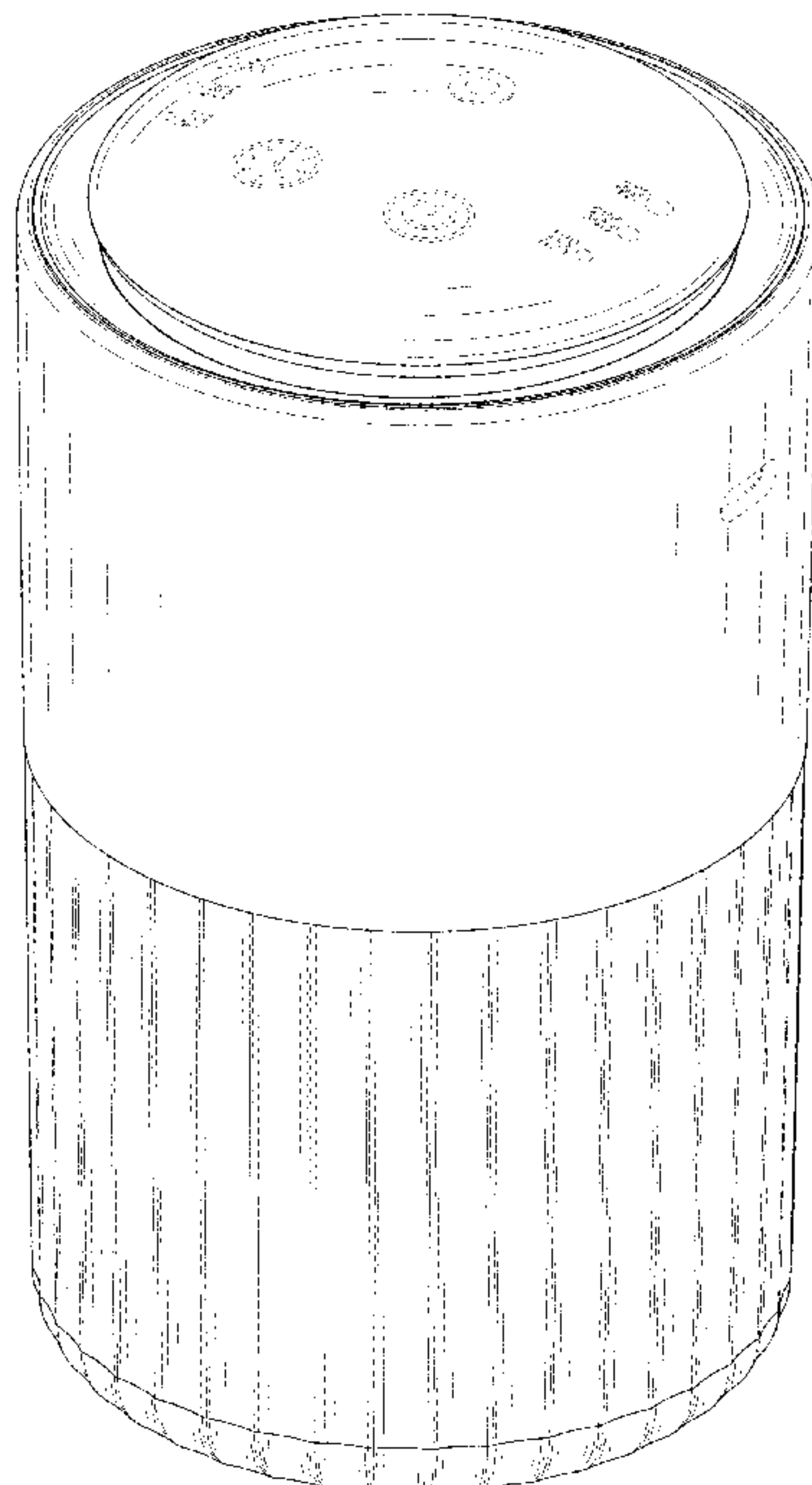
USPC D23/213, 314, 332–336, 341, 355–369,
D23/370, 378; D26/26, 40, 46, 49, 97,
D26/123, 124; D14/125, 188, 194, 195,
D14/204, 221, 228, 240, 253, 348, 350,
D14/358, 496; D21/332; D11/143, 146,
D11/152, 153; D9/558

CPC A61L 9/03; A61L 9/04; A61L 9/05; A61L
9/12; A61L 9/14; A61L 9/012; A61L
9/015; A61L 9/048; A61L 9/122; A61L
9/127; A61L 9/205; A61L 2209/11; A61L
2209/14; A61L 2209/133; Y10S 261/17;

FIG. 1 is a perspective view of an aromatherapy machine showing my new design;
FIG. 2 is another perspective view thereof;
FIG. 3 is a front elevational view thereof;
FIG. 4 is a rear elevational view thereof;
FIG. 5 is a left side elevational view thereof;
FIG. 6 is a right side elevational view thereof;
FIG. 7 is a top plan view thereof; and,
FIG. 8 is a bottom plan view thereof.

The broken lines in the drawings depict portions of the aromatherapy machine that form no part of the claimed design.

1 Claim, 8 Drawing Sheets



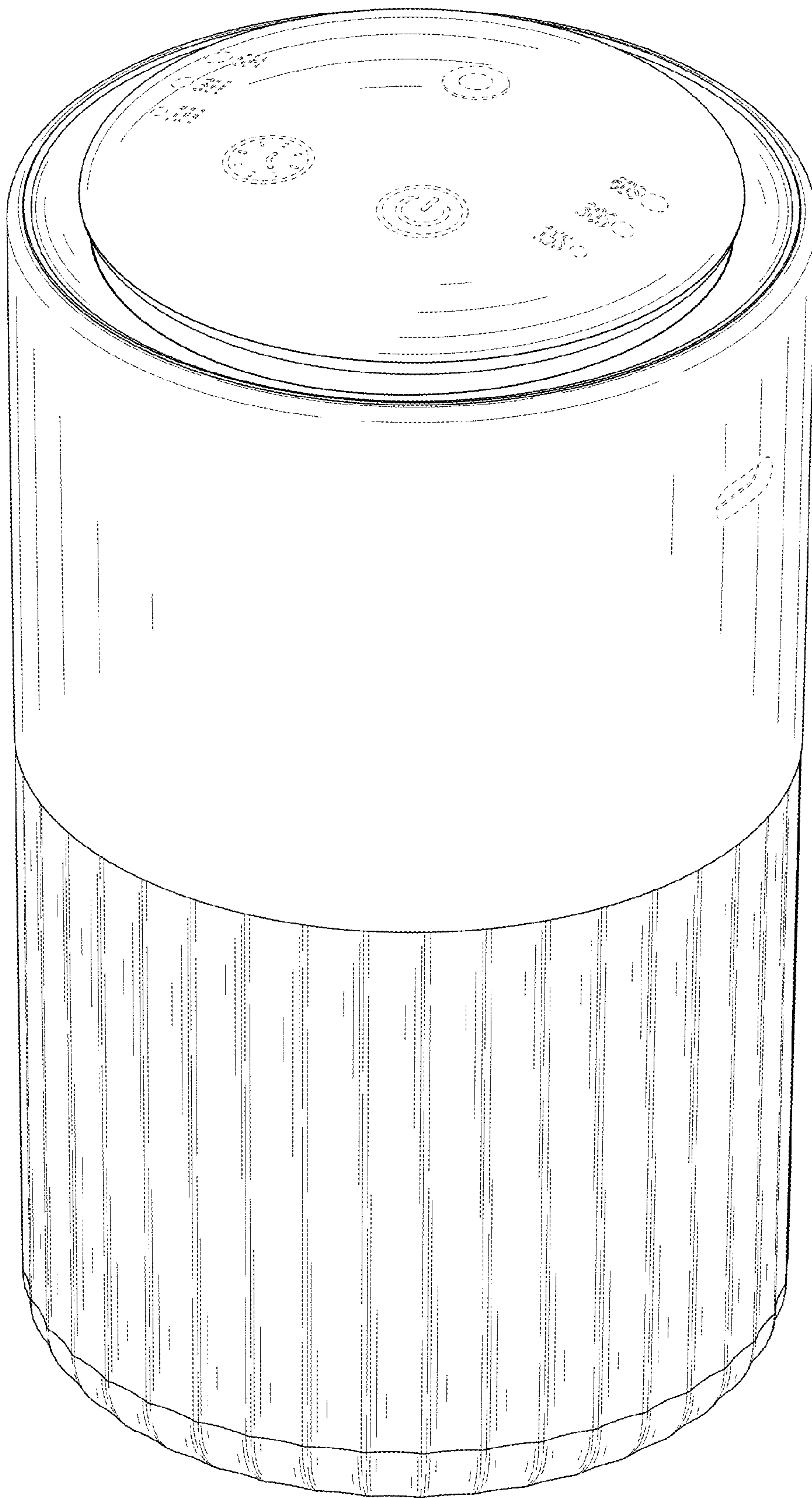


FIG. 1

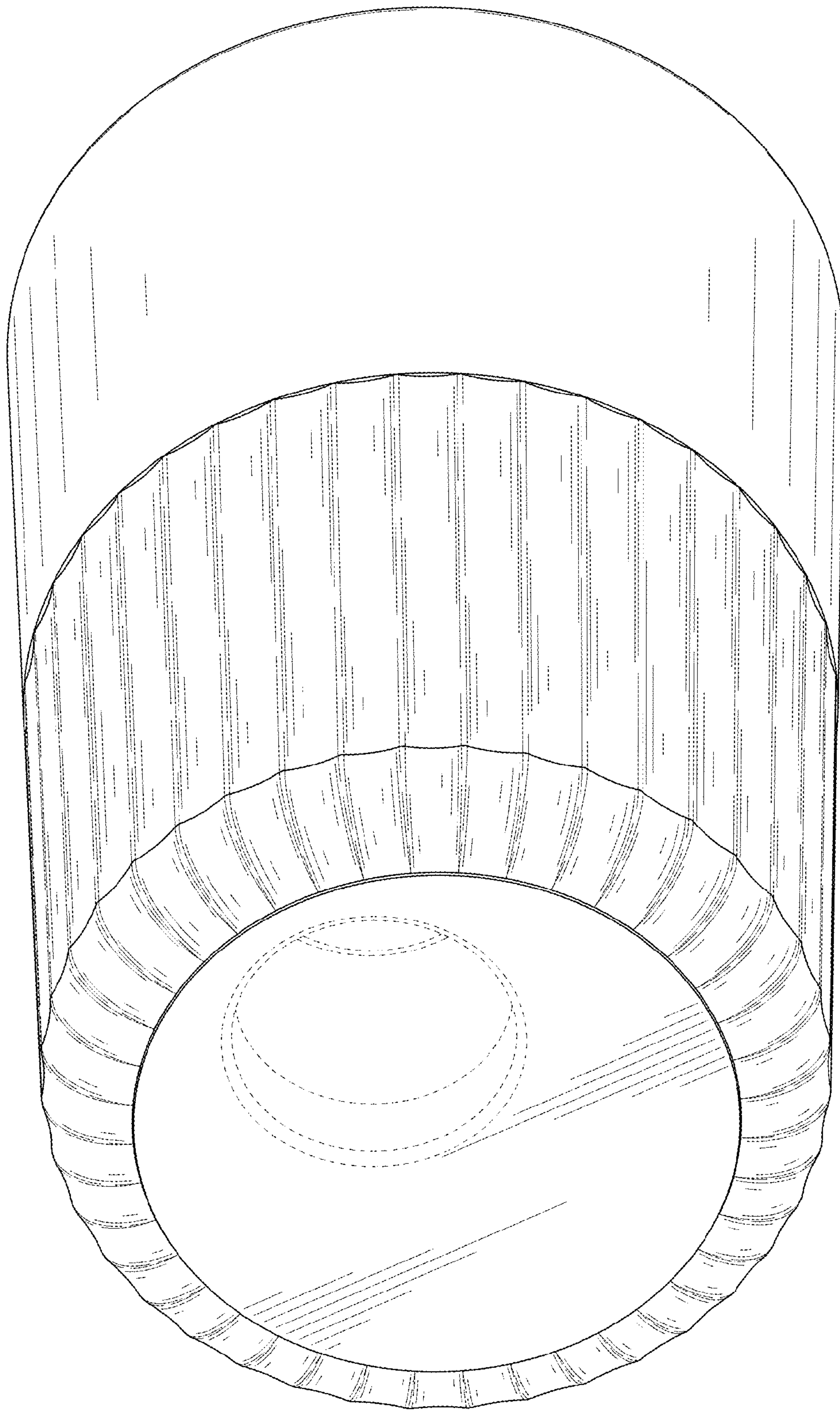


FIG. 2




FIG. 3




FIG. 4




FIG. 5

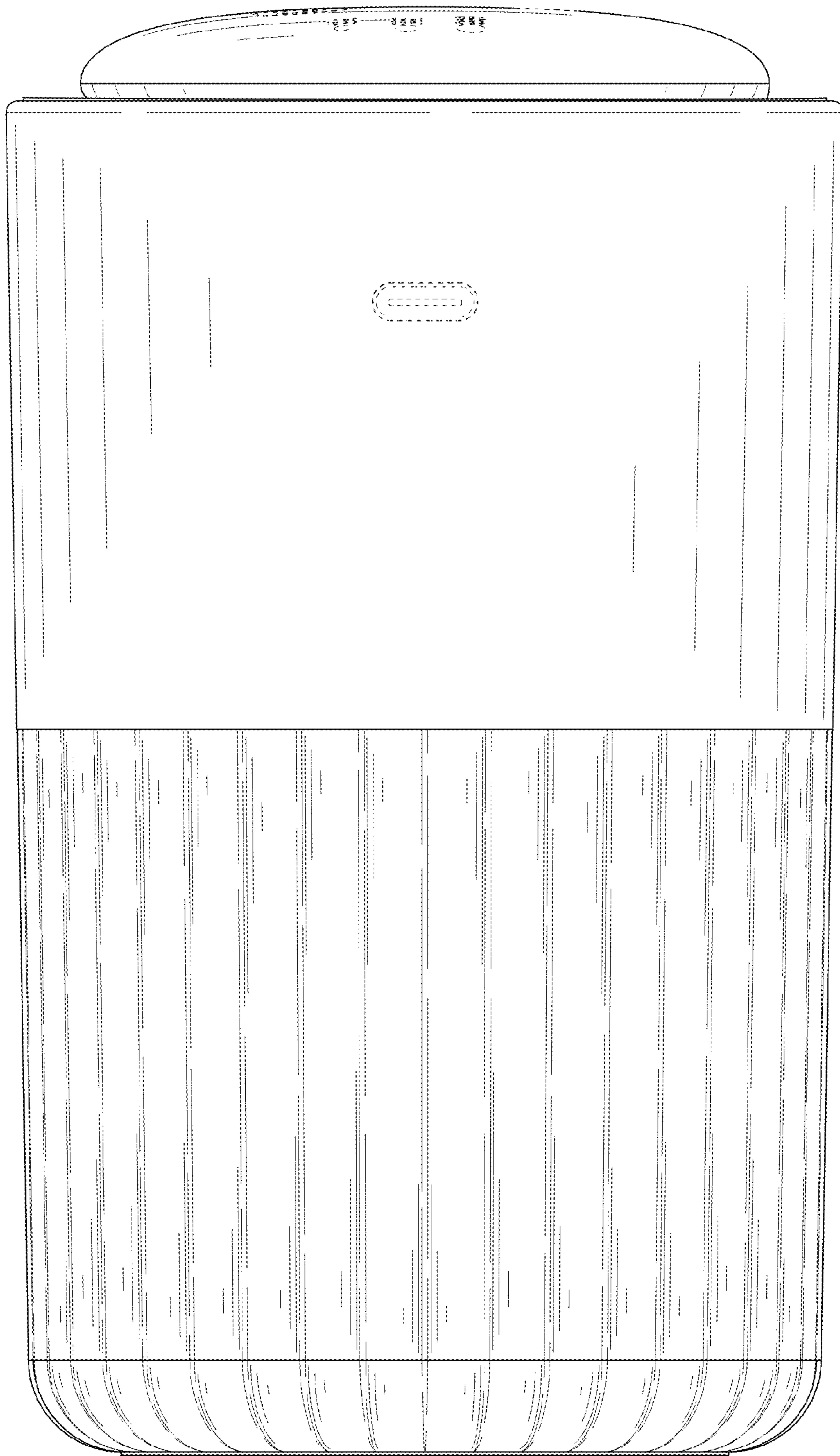


FIG. 6

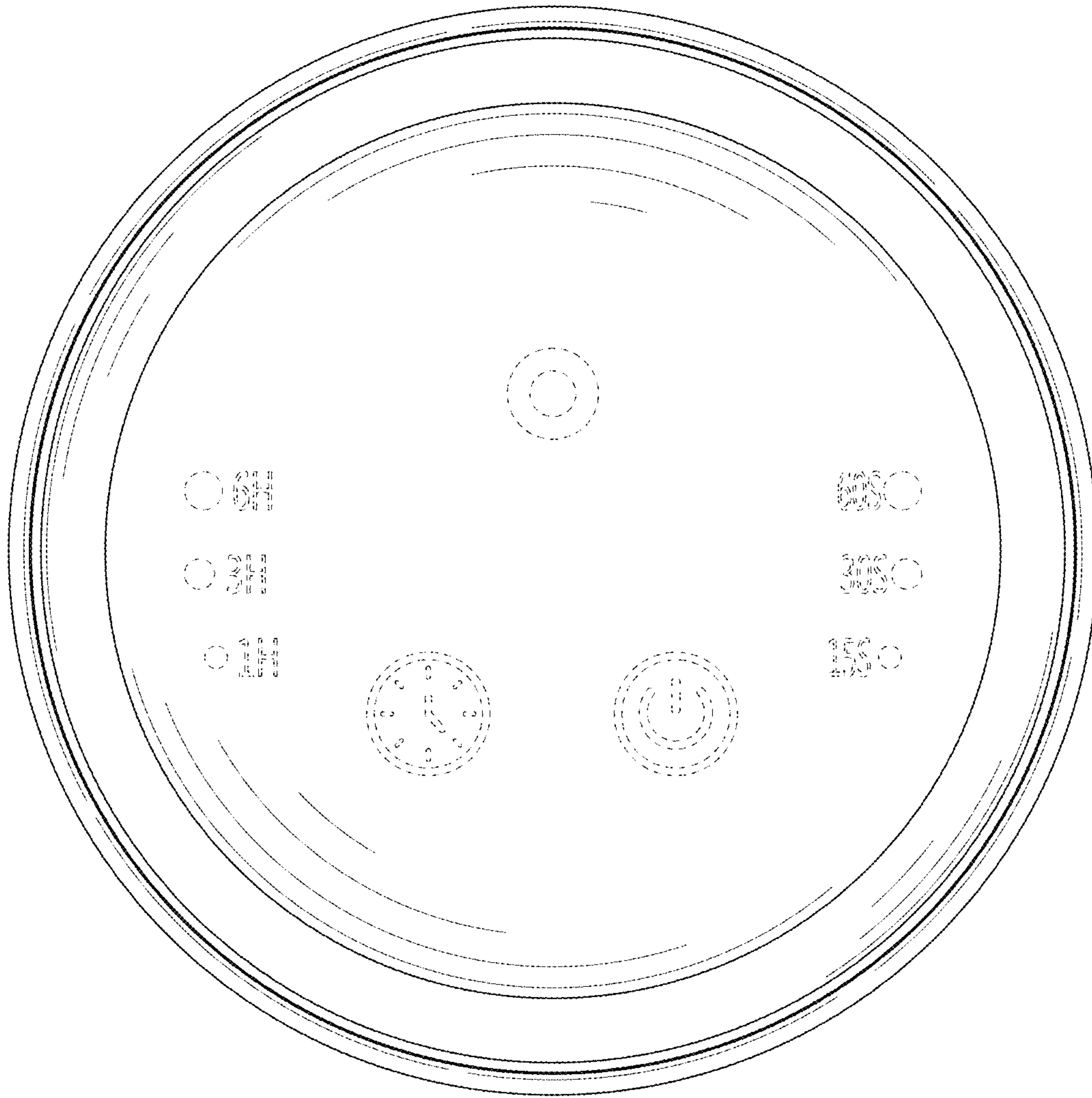


FIG. 7

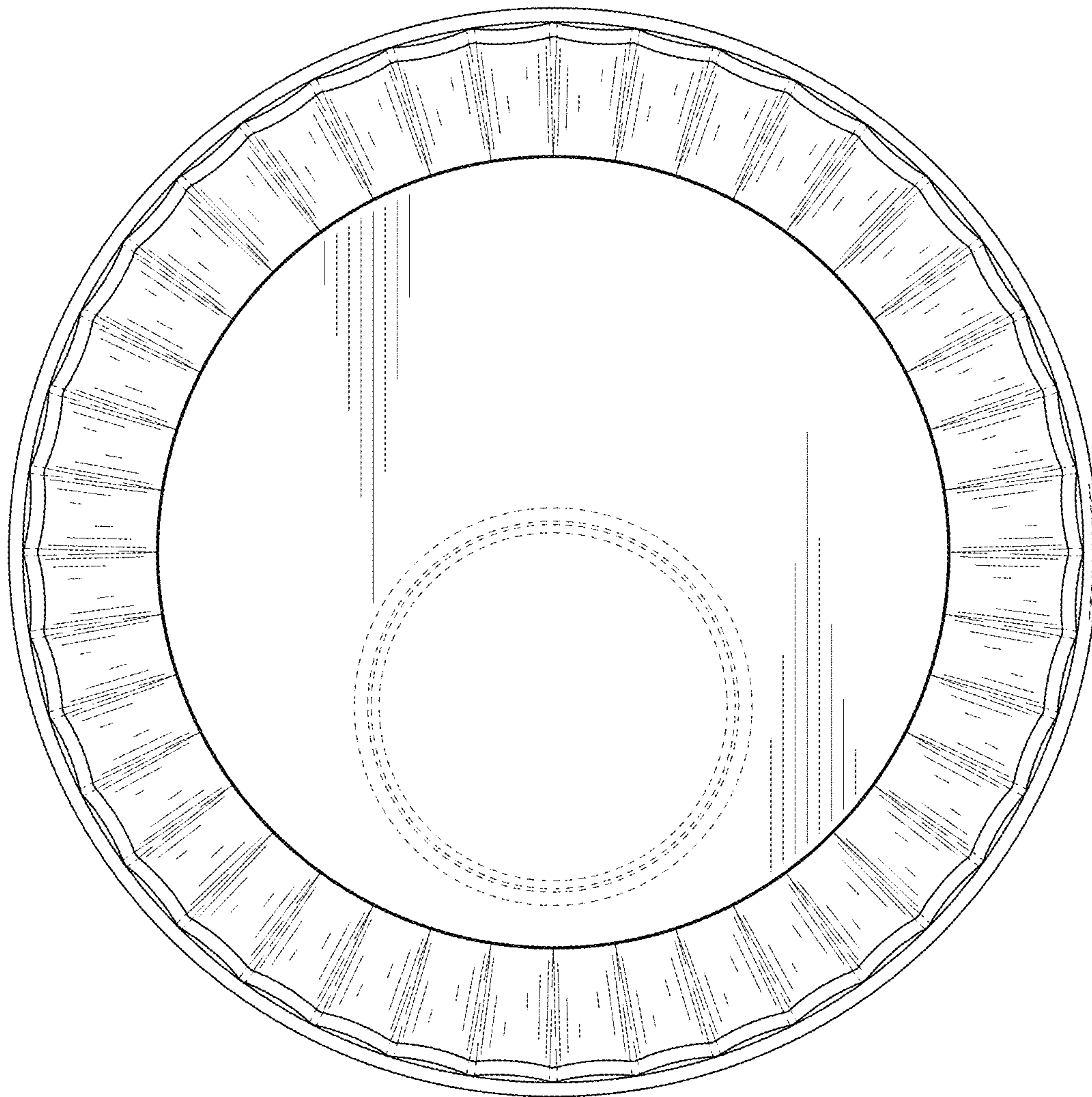


FIG. 8