



US00D984622S

(12) **United States Design Patent** (10) **Patent No.:** **US D984,622 S**
Sawada et al. (45) **Date of Patent:** **** Apr. 25, 2023**

(54) **AIR PURIFIER**

(71) Applicant: **Panasonic Intellectual Property Management Co., Ltd., Osaka (JP)**

(72) Inventors: **Jura Sawada, Gifu (JP); Katsuyuki Tomonaga, Osaka (JP)**

(73) Assignee: **PANASONIC INTELLECTUAL PROPERTY MANAGEMENT CO., LTD., Osaka (JP)**

(**) Term: **15 Years**

(21) Appl. No.: **29/760,146**

(22) Filed: **Nov. 30, 2020**

(30) **Foreign Application Priority Data**

Oct. 15, 2020 (JP) 2020-022159 D

(51) **LOC (14) Cl.** **23-04**

(52) **U.S. Cl.**
USPC **D23/364**

(58) **Field of Classification Search**
USPC D23/356, 359, 364-365, 378, 499
CPC F24F 1/029; F24F 1/035; F24F 1/0287;
F24F 6/06; F24F 6/14; F24F 13/06; F24F
13/20; F24F 13/222; F24F 3/16; F24F
3/1405; F24F 3/1603; A61L 9/03
See application file for complete search history.

(56) **References Cited**

U.S. PATENT DOCUMENTS

D294,292 S * 2/1988 Suzuki D23/356
5,073,967 A * 12/1991 Marino F22B 1/284
392/394
5,250,232 A * 10/1993 Pepper F24F 6/043
261/24
5,978,217 A * 11/1999 Kerrigan G06F 1/20
165/80.4
D557,783 S * 12/2007 Yoo D23/359

D621,019 S * 8/2010 Kim D23/356
D803,368 S * 11/2017 Priester D23/364
D840,012 S * 2/2019 Zhou D23/359
D844,766 S * 4/2019 Miao D23/364
D889,621 S * 7/2020 Huang D23/364

(Continued)

FOREIGN PATENT DOCUMENTS

CN 302000284 * 7/2012
CN 305116169 * 4/2019
TW 214630-0001 * 10/2021

OTHER PUBLICATIONS

Air Purifiers for Home Large Room, first available Nov. 17, 2019[online], [site visited Jan. 11, 2022]. Available from internet, URL:<<https://www.amazon.com/Purifiers-4-Stage-Eliminator-Fresheners-Apartment/dp/B08XBSJY8M>> (Year: 2019).*

Primary Examiner — Barbara Fox

Assistant Examiner — Jamaal Rasheed

(74) *Attorney, Agent, or Firm* — Crowell & Moring LLP

(57) **CLAIM**

We claim the ornamental design for an air purifier, as shown and described.

DESCRIPTION

FIG. 1 is a front perspective view of an air purifier according to the invention;

FIG. 2 is a front view thereof;

FIG. 3 is a rear view thereof;

FIG. 4 is a right side view thereof;

FIG. 5 is a left side view thereof;

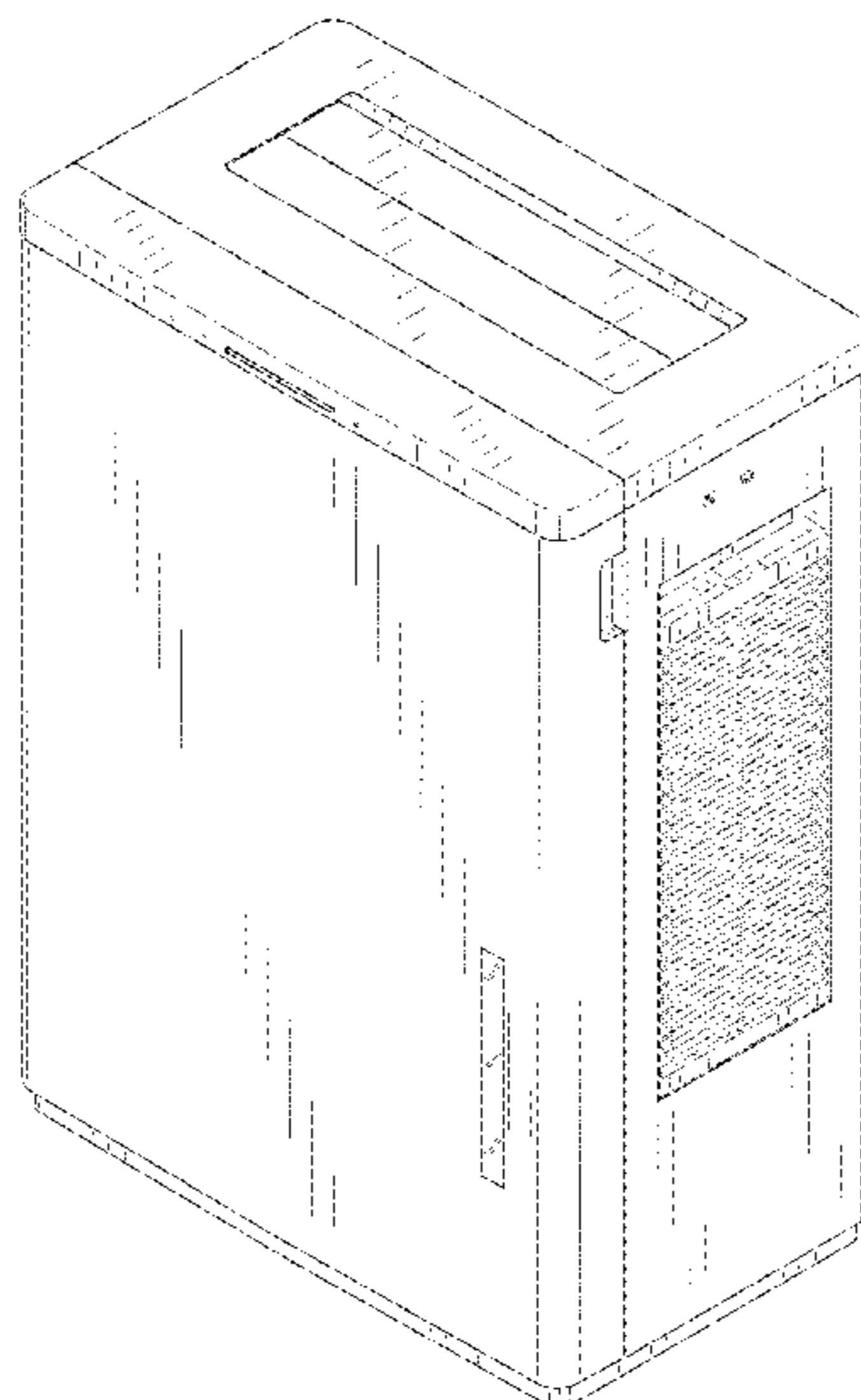
FIG. 6 is a top view thereof;

FIG. 7 is a bottom view thereof; and,

FIG. 8 is a cross-sectional view thereof taken along line 8-8 of FIG. 2.

The broken lines depict portions of the air purifier that form no part of the claimed design.

1 Claim, 8 Drawing Sheets



(56)

References Cited

U.S. PATENT DOCUMENTS

D895,093	S	*	9/2020	Nakamura	D23/364
D918,365	S	*	5/2021	Li	D23/359
D918,367	S	*	5/2021	Li	D23/359
D927,668	S	*	8/2021	Huang	D23/364
2016/0305674	A1	*	10/2016	Kim	F24F 6/02

* cited by examiner

FIG. 1




FIG. 2




FIG. 3




FIG. 4

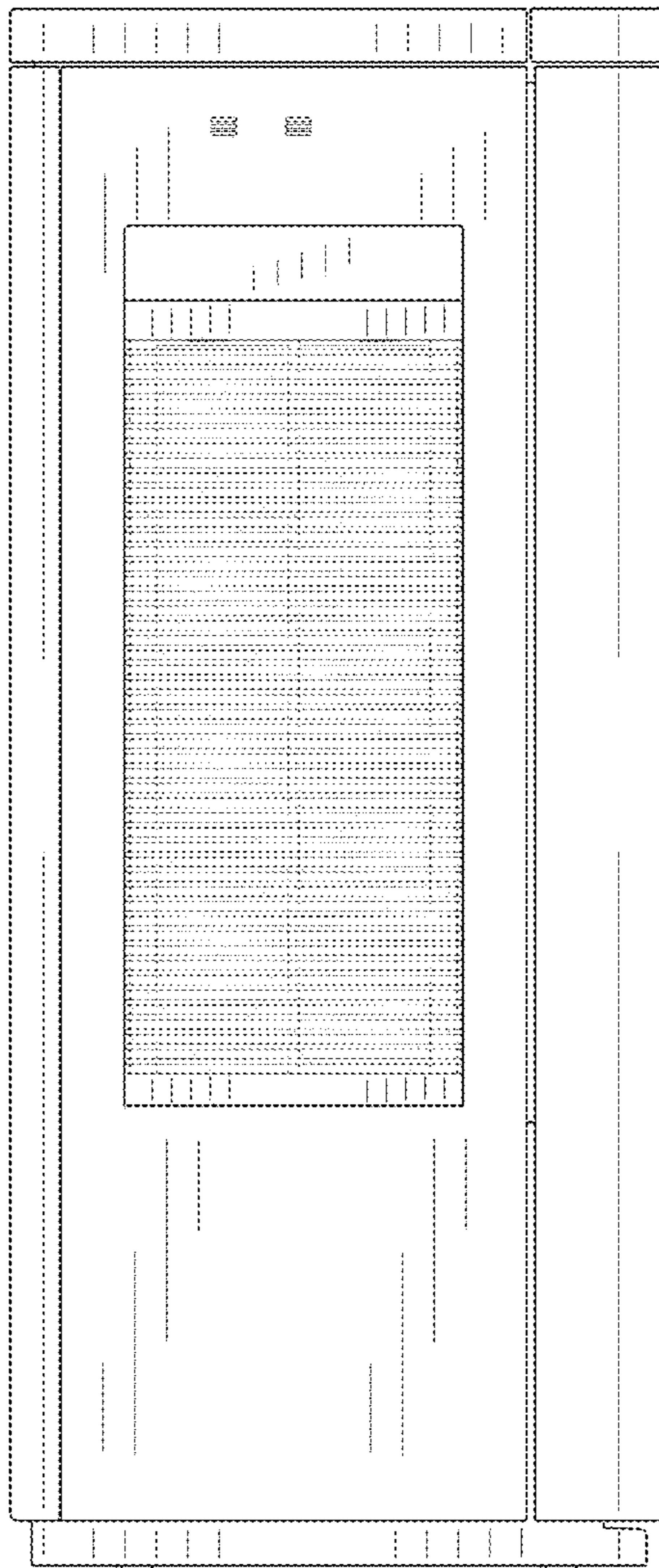


FIG. 5

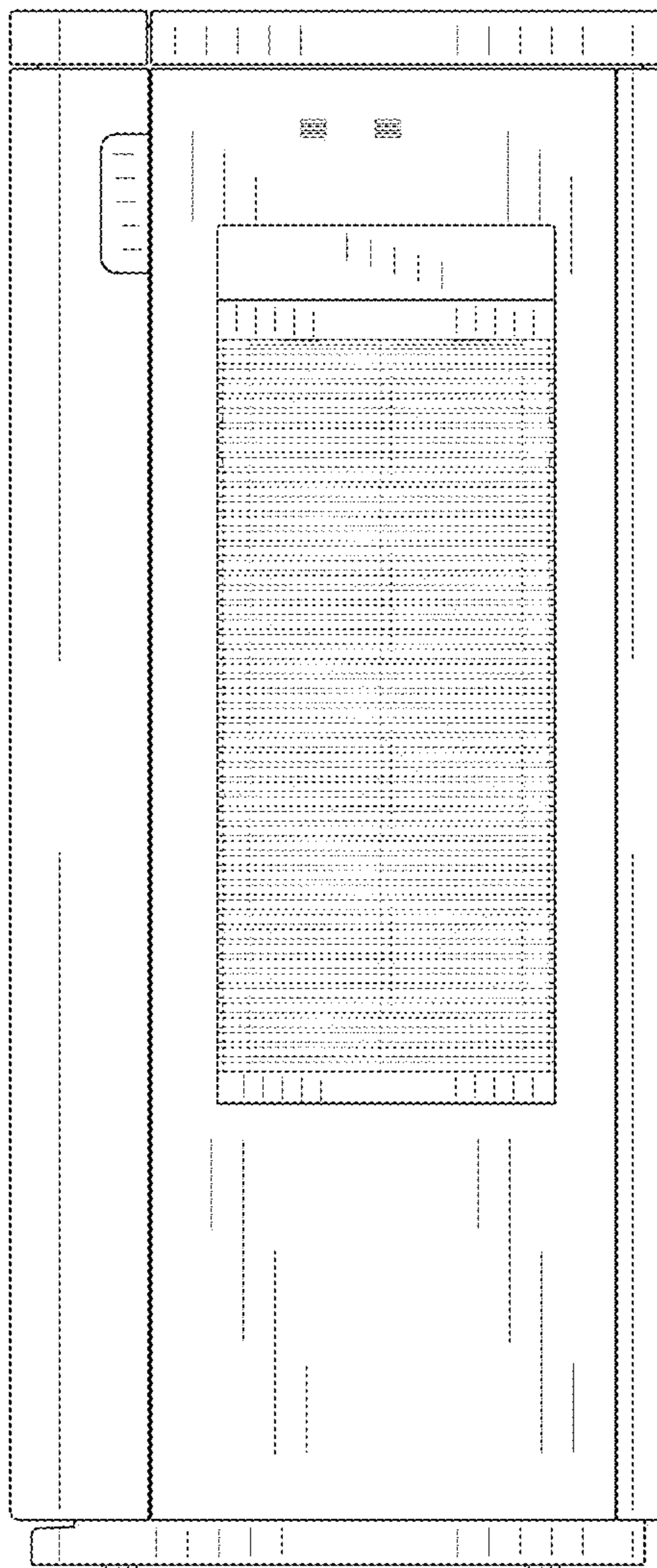


FIG. 6

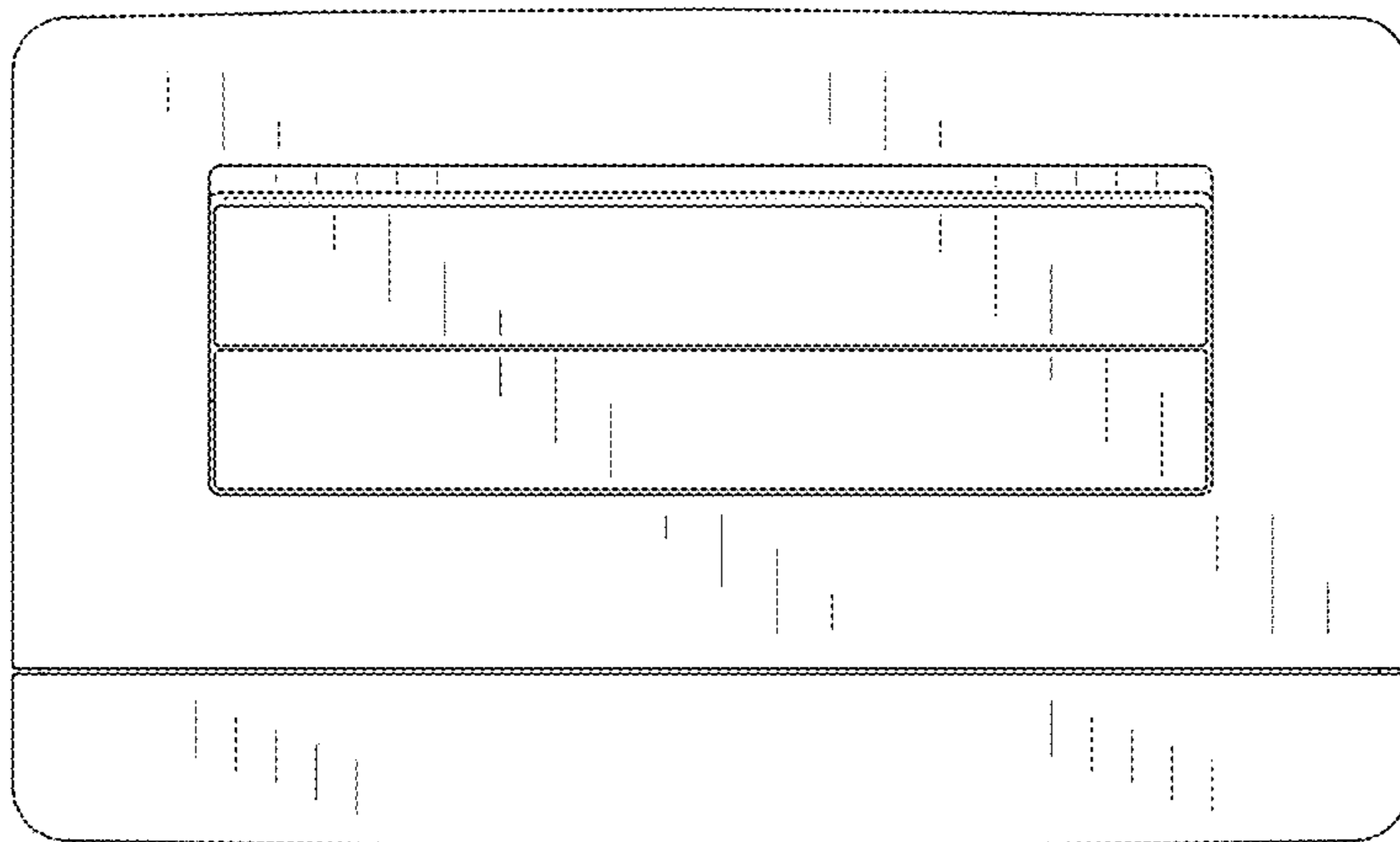


FIG. 7

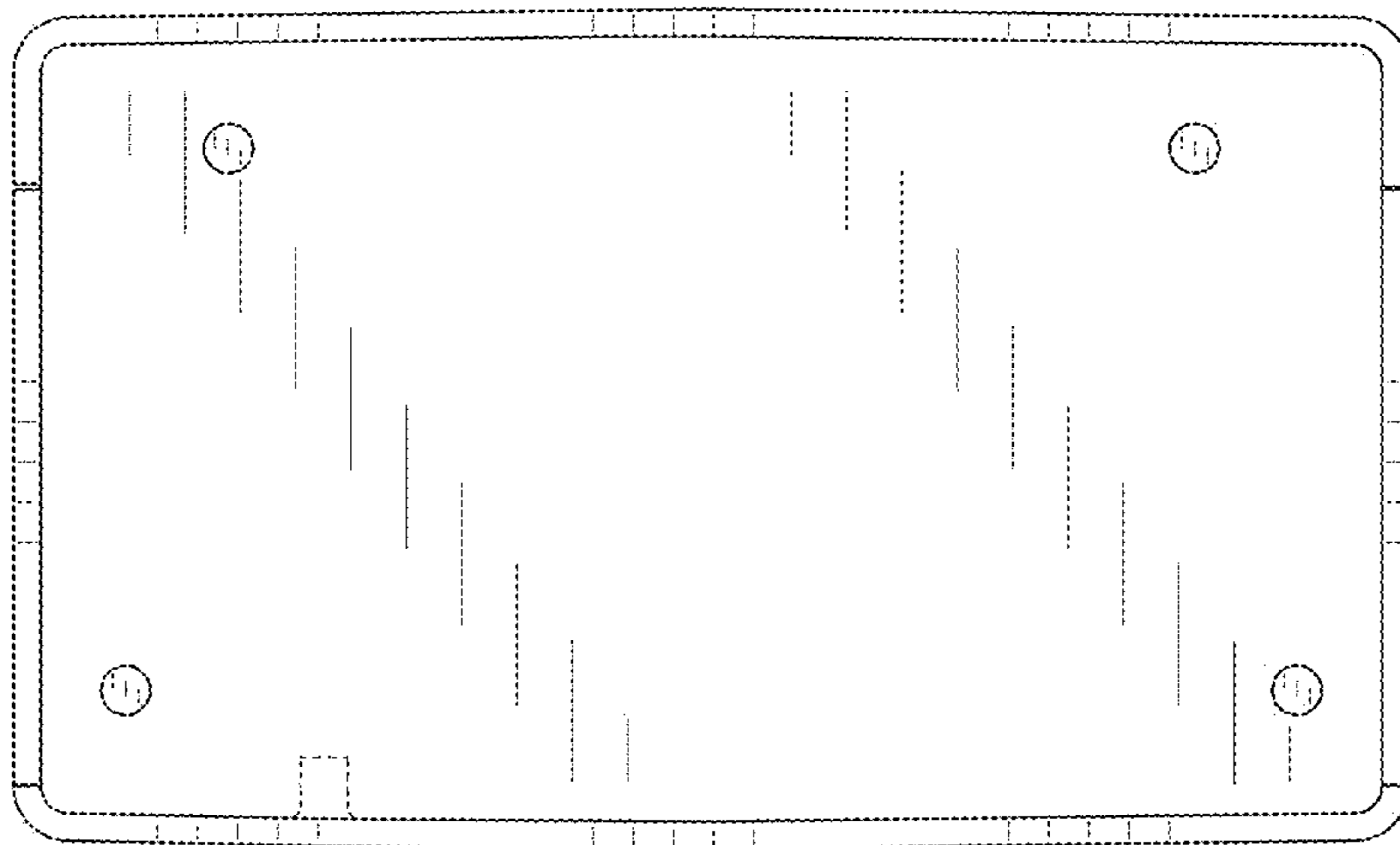


FIG. 8

