



US00D984611S

(12) **United States Design Patent**
Chen

(10) **Patent No.:** **US D984,611 S**
(45) **Date of Patent:** **** Apr. 25, 2023**

(54) **FACIAL MASK HEATER**
(71) Applicant: **Jieyang Jiayi Plastic Products Co., LTD., Jieyang (CN)**
(72) Inventor: **Xiaolin Chen, Jieyang (CN)**
(73) Assignee: **Jieyang Jiayi Plastic Products Co., LTD., Jieyang (CN)**
(**) Term: **15 Years**
(21) Appl. No.: **29/850,270**
(22) Filed: **Aug. 18, 2022**

D554,244 S * 10/2007 Blateri D23/335
D633,995 S 3/2011 Chiang
8,535,363 B1 * 9/2013 Lewis A61F 7/007
219/528
D691,857 S * 10/2013 Muspratt-Williams
A61F 7/007
D7/553.6
D859,620 S * 9/2019 Le D23/335
10,512,320 B1 * 12/2019 Pefferman A61M 35/00
D889,617 S 7/2020 Morrison et al.
D954,922 S * 6/2022 Bermúdez D23/355
D965,122 S * 9/2022 Pease D23/335
D972,707 S * 12/2022 Rathgeb D23/370
D973,445 S * 12/2022 Kim D7/553.6
2016/0100985 A1 * 4/2016 Kennedy A61F 9/04
128/858
2019/0038468 A1 * 2/2019 Bennetts A61F 9/04
(Continued)

(30) **Foreign Application Priority Data**
Jun. 10, 2022 (CN) 202230355259.3
(51) **LOC (14) Cl.** **23-03**
(52) **U.S. Cl.**
USPC **D23/332**
(58) **Field of Classification Search**
USPC D23/314, 316-324, 328, 332, 334-342,
D23/355-358, 370-371, 373, 377-383,
D23/385, 389, 401; D9/737, 749, 760,
D9/772, 428; D7/553.6, 554.2; D21/441,
D21/443; D28/5, 23
CPC ... A45D 44/002; A61F 2007/003; A61F 9/04;
A61F 2007/0003; A61M 35/00
See application file for complete search history.

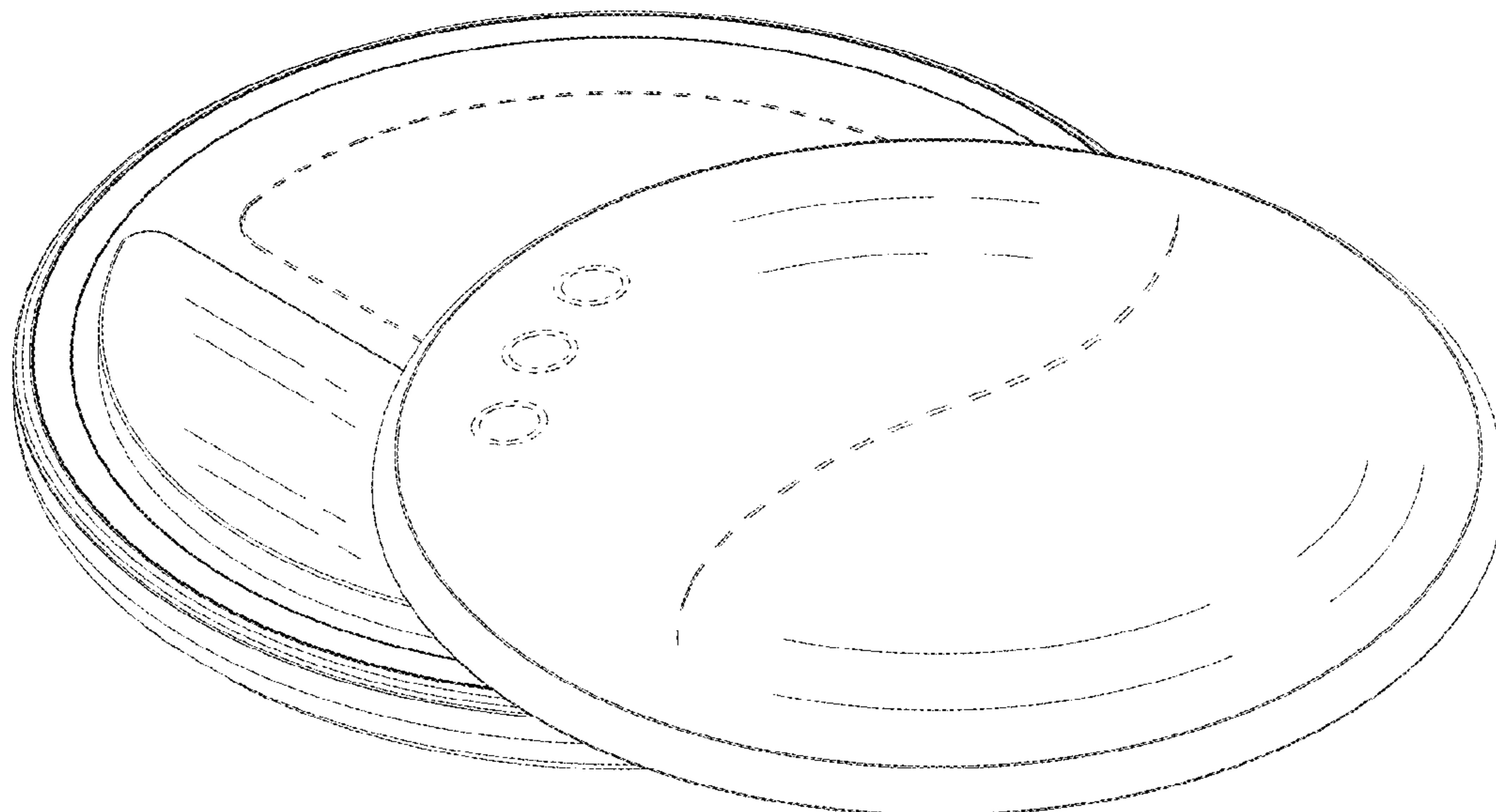
Primary Examiner — Jennifer Rivard
Assistant Examiner — Jonathan E Fiencke
(74) *Attorney, Agent, or Firm* — Georgi Korobanov

(56) **References Cited**
U.S. PATENT DOCUMENTS
D125,749 S * 3/1941 Aronson D28/5
D397,430 S * 8/1998 Ediger A61F 9/04
D23/335
D420,437 S * 2/2000 Rossman A61F 9/04
D23/335
D526,536 S * 8/2006 Littlejohn A61M 35/00
D7/553.6

(57) **CLAIM**
The ornamental design for a facial mask heater, as shown and described.

DESCRIPTION
FIG. 1 is a front, top and right side perspective view of a facial mask heater, showing my new design;
FIG. 2 is a front view thereof;
FIG. 3 is a rear view thereof;
FIG. 4 is a left side view thereof;
FIG. 5 is a right side view thereof;
FIG. 6 is a top plan view thereof;
FIG. 7 is a bottom plan view thereof; and,
FIG. 8 is a front and top side perspective view of the design shown in a position of use.
The broken lines in the drawings depict portions of the facial mask heater that form no part of the claimed design.

1 Claim, 8 Drawing Sheets



(56)

References Cited

U.S. PATENT DOCUMENTS

2022/0387221 A1* 12/2022 McClellan A61F 9/04
2023/0021540 A1* 1/2023 Fan A45D 44/002

* cited by examiner

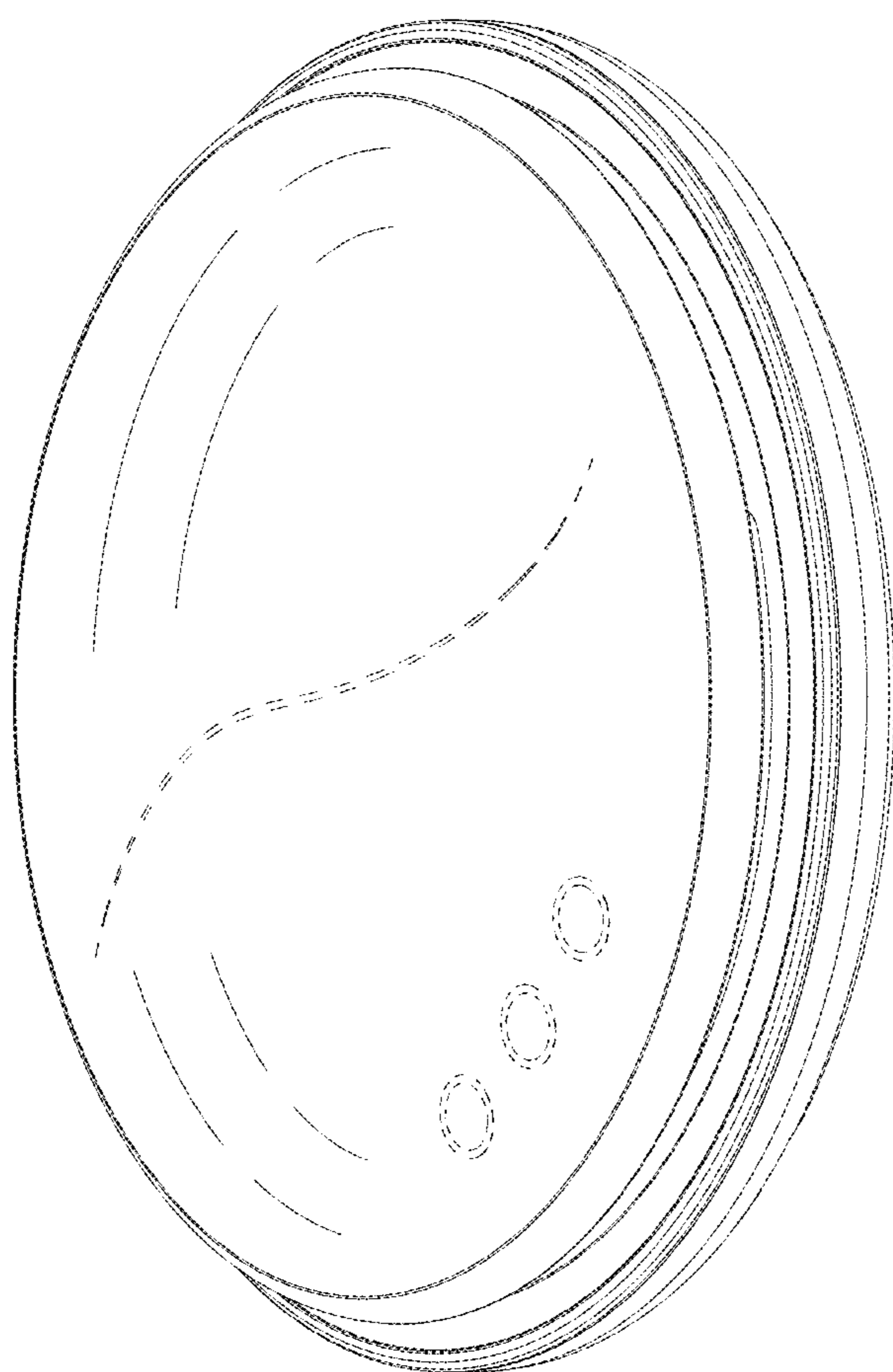


FIG. 1

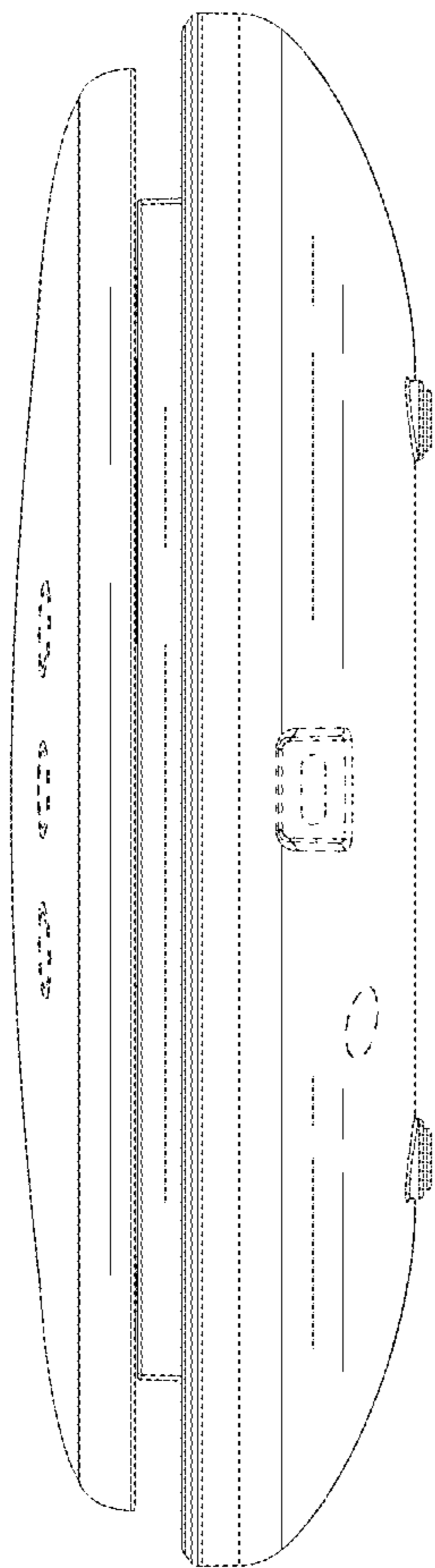


FIG. 2

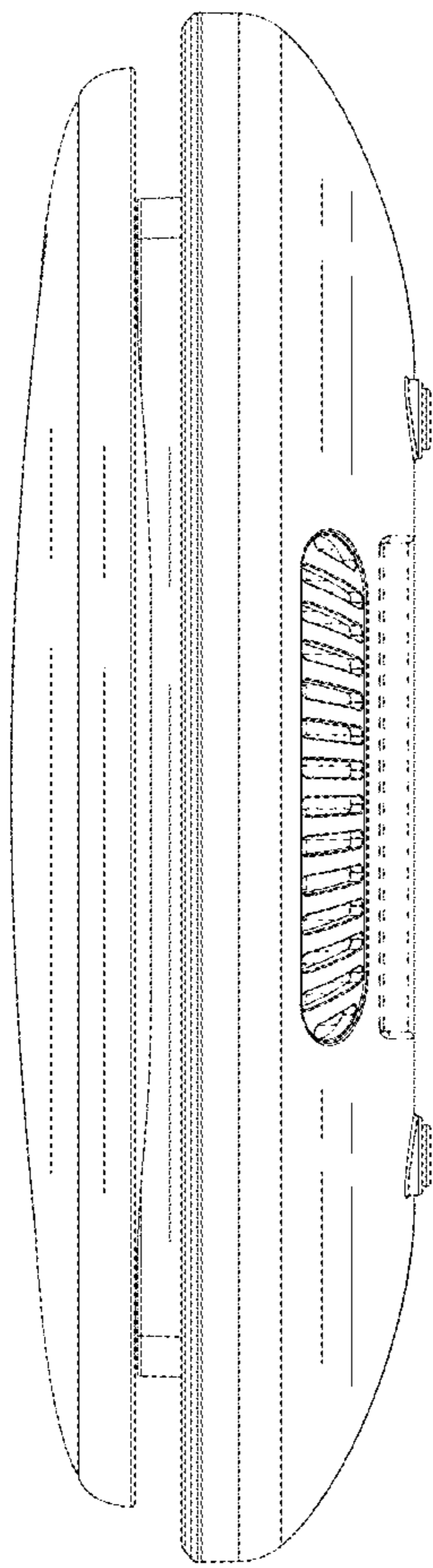


FIG. 3

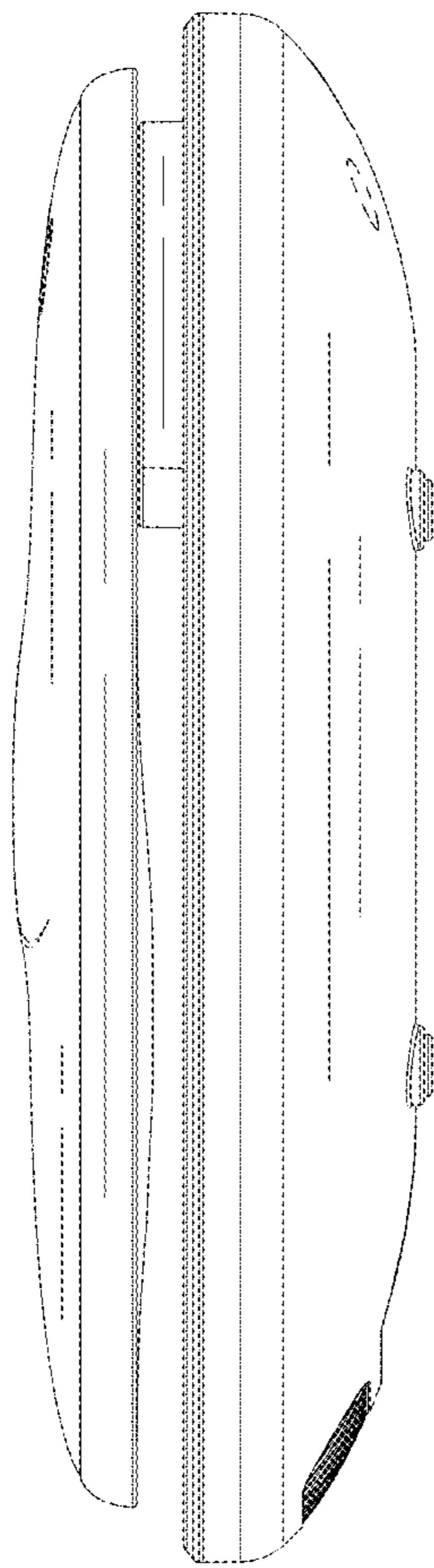


FIG. 4

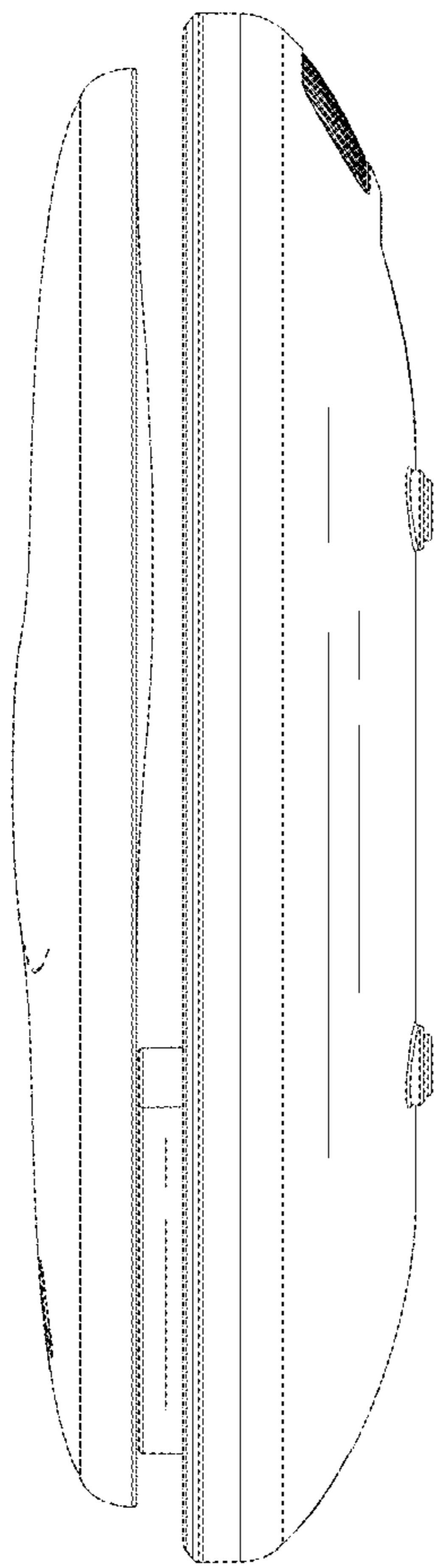


FIG. 5

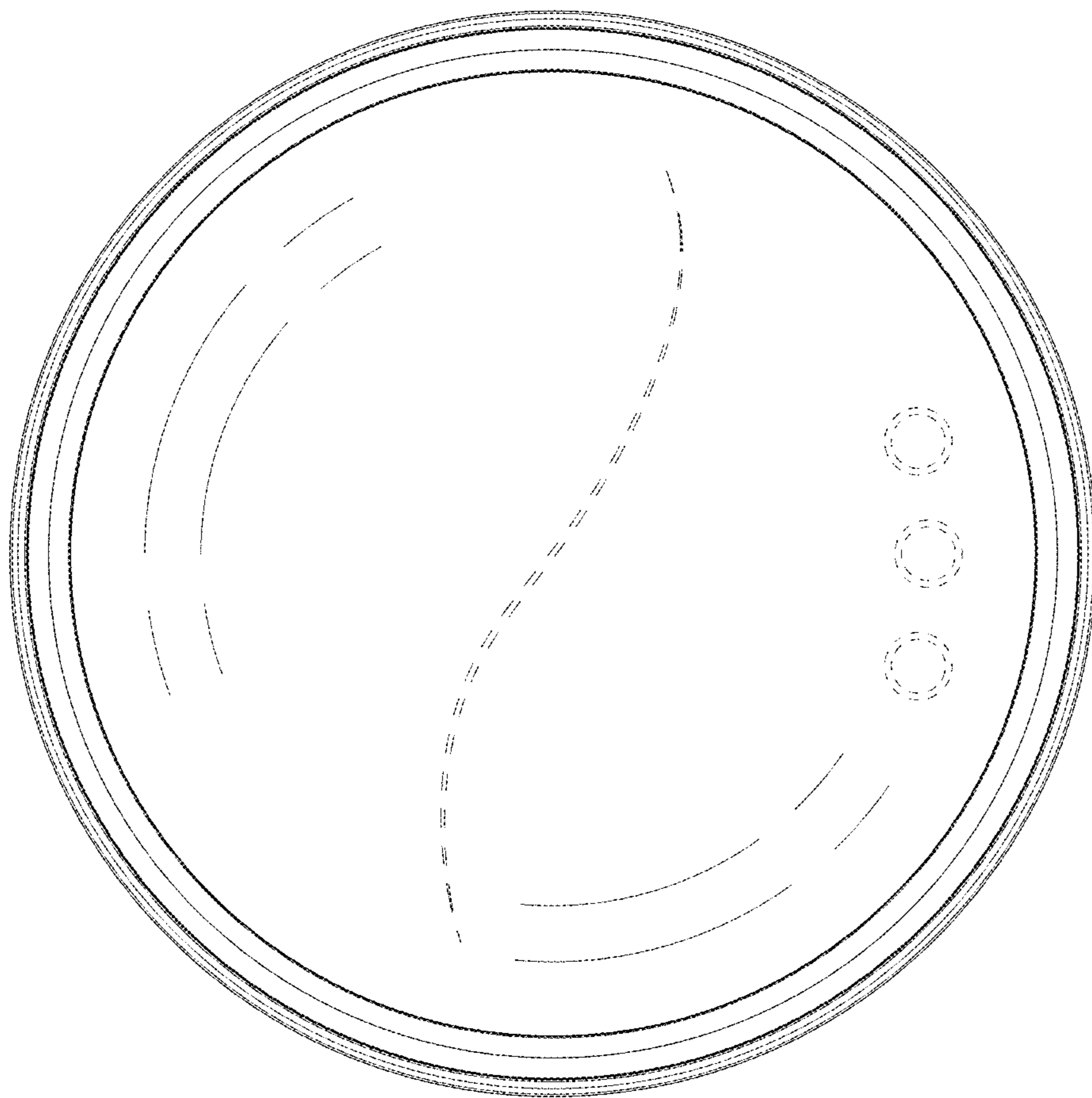


FIG. 6

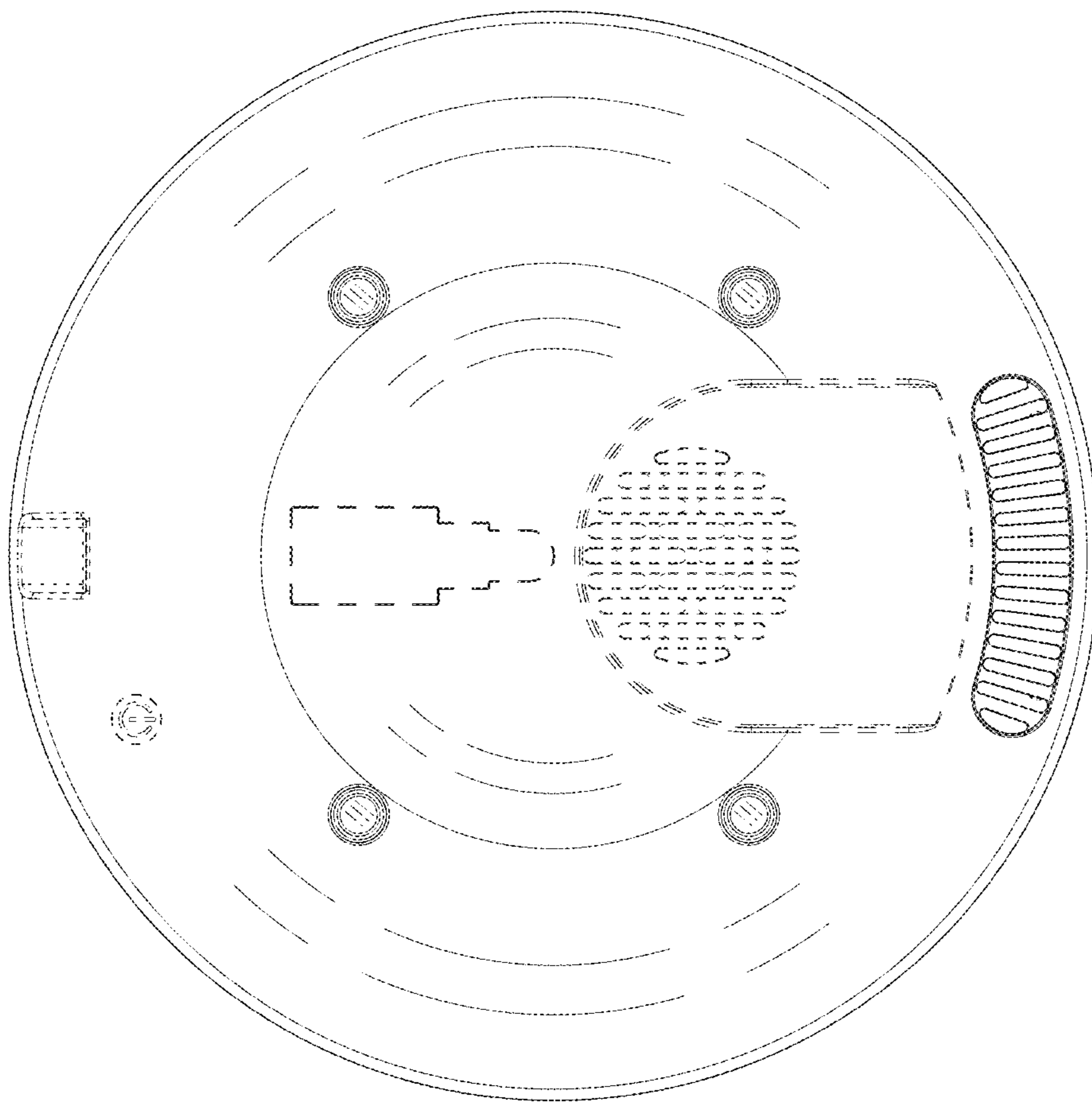


FIG. 7

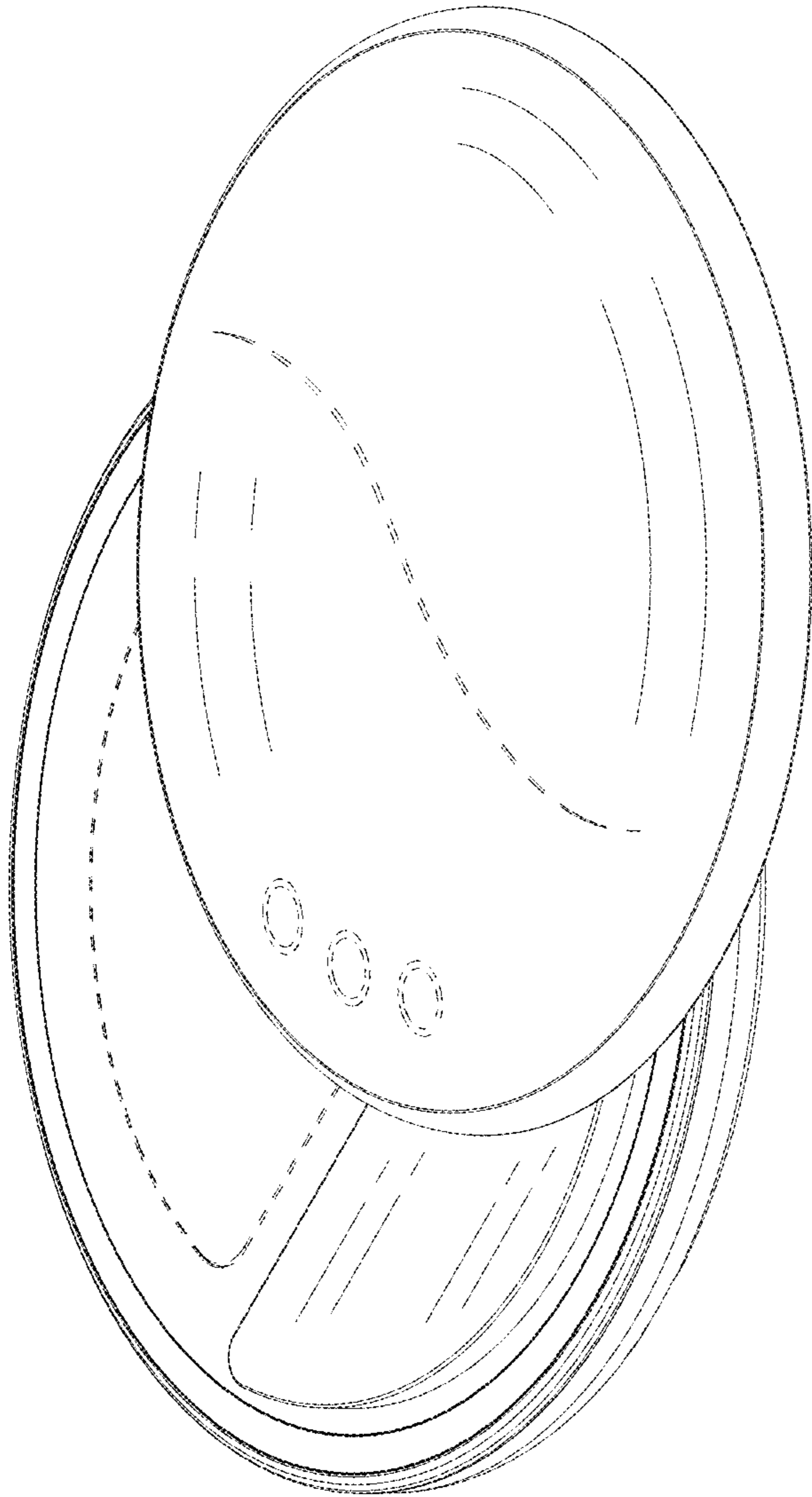


FIG. 8