



US00D984608S

(12) **United States Design Patent** (10) **Patent No.:** **US D984,608 S**  
**Nakabayashi et al.** (45) **Date of Patent:** **\*\* Apr. 25, 2023**

(54) **TOILET SEAT**

(56) **References Cited**

(71) Applicant: **TOTO, Ltd.**, Kitakyushu (JP)

U.S. PATENT DOCUMENTS

(72) Inventors: **Hiroataka Nakabayashi**, Kitakyushu (JP); **Minoru Tani**, Kitakyushu (JP); **Tomohiro Miyazaki**, Kitakyushu (JP)

D747,449 S *	1/2016	Inomoto .....	D23/311
D818,092 S *	5/2018	Richter .....	D23/311
D819,793 S *	6/2018	Yoo .....	D23/311
D844,120 S *	3/2019	Nakabayashi .....	D23/311
D844,761 S *	4/2019	Nakabayashi .....	D23/311
D884,854 S *	5/2020	Nakabayashi .....	D23/311
D893,001 S *	8/2020	Masuda .....	D23/311
D940,286 S *	1/2022	Gong .....	D23/311
D944,369 S *	2/2022	Matsumoto .....	D23/311

(73) Assignee: **TOTO Ltd.**, Kitakyushu (JP)

(\*\*) Term: **15 Years**

(21) Appl. No.: **29/705,625**

OTHER PUBLICATIONS

(22) Filed: **Sep. 13, 2019**

U.S. Appl. No. 35/505,606, filed Mar. 2, 2018.

**Related U.S. Application Data**

\* cited by examiner

(62) Division of application No. 35/505,606, filed on Mar. 2, 2018 (U.S. filing date under 35 U.S.C. 384), and having an international filing date of Mar. 2, 2018, now Pat. No. Des. 884,854.

*Primary Examiner* — Khawaja Anwar

(51) **LOC (14) Cl.** ..... **23-03**

(74) *Attorney, Agent, or Firm* — Banner & Witcoff, Ltd.

(52) **U.S. Cl.**

(57) **CLAIM**

USPC ..... **D23/311**

The ornamental design for a toilet seat, as shown and described.

(58) **Field of Classification Search**

**DESCRIPTION**

USPC ..... D23/295–303, 307, 309, 310, 311, 313  
CPC ..... A47K 13/12; A47K 10/16; A47K 13/00;  
A47K 13/26; A47K 17/00; A47K 10/18;  
A47K 10/3643; A47K 10/48; A47K  
11/00; A47K 11/02; A47K 11/04; A47K  
11/12; A47K 13/005; A47K 13/02; A47K  
13/04; A47K 13/10; A47K 13/105; A47K  
13/14; A47K 13/24; A47K 13/242; A47K  
13/28; A47K 13/305; A47K 13/307;  
A47K 2010/3668; A47K 3/34; A47K  
4/00; A47K 7/00; A47K 7/03; A47K 7/08

FIG. 1 is a perspective view of a toilet seat showing our new design;

FIG. 2 is a front view thereof;

FIG. 3 is a rear view thereof;

FIG. 4 is a left side view thereof;

FIG. 5 is a right side view thereof;

FIG. 6 is a top view thereof; and,

FIG. 7 is a bottom view thereof.

In the drawings, the broken lines depict environmental subject matter only and form no part of the claimed design.

See application file for complete search history.

**1 Claim, 7 Drawing Sheets**




FIG. 1



FIG. 2




FIG. 3




FIG. 4




FIG. 5

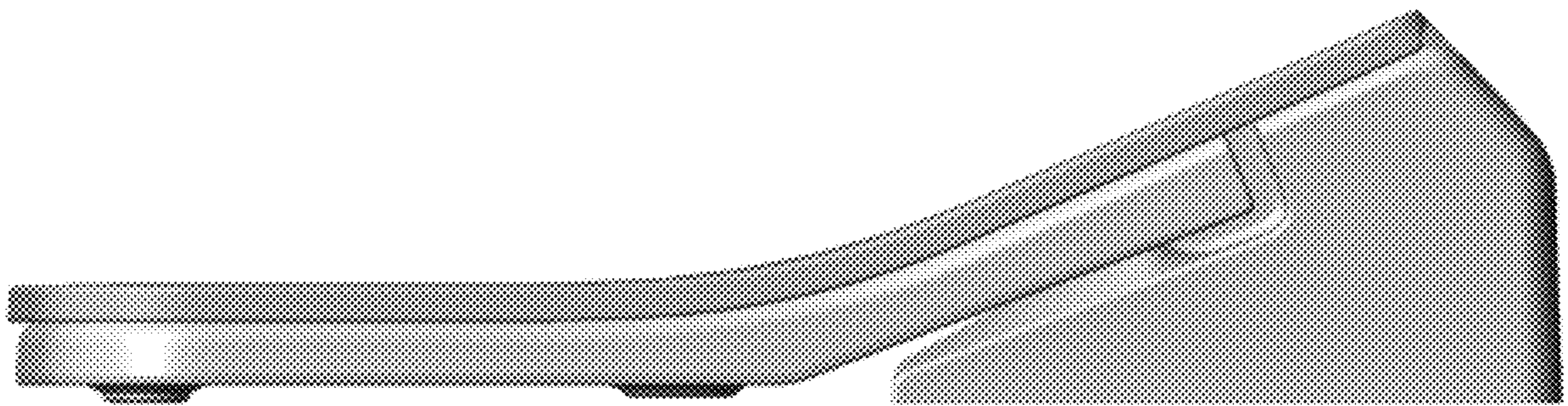


FIG. 6




FIG. 7

